

ACTIVATE YOUR PARENTVUE ACCOUNT!

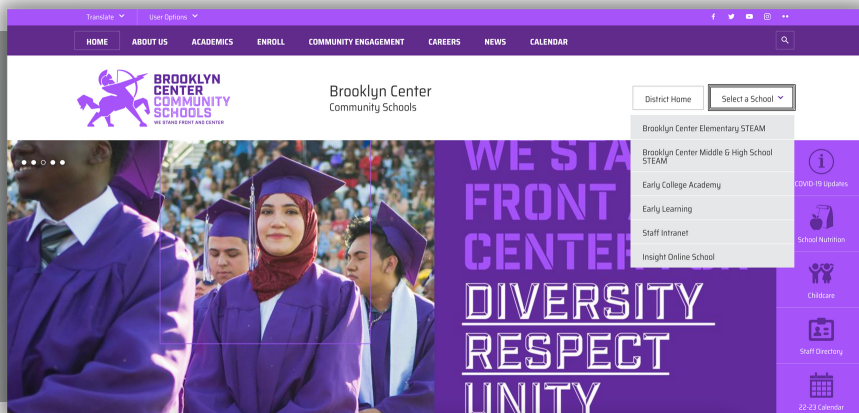
WHAT IS PARENTVUE AND WHY DO I NEED IT?

ParentVUE is a resource for parents and guardians to update their contact information and view their child's grades, testing results, and attendance record. It also connects to their educational platforms where they will see coursework and weekly newsletters from teachers. You only need to activate your ParentVUE account once and then it will stay the same throughout your child's educational journey at BCCS.

STEP 1

Visit www.bccs286.org and select your school.

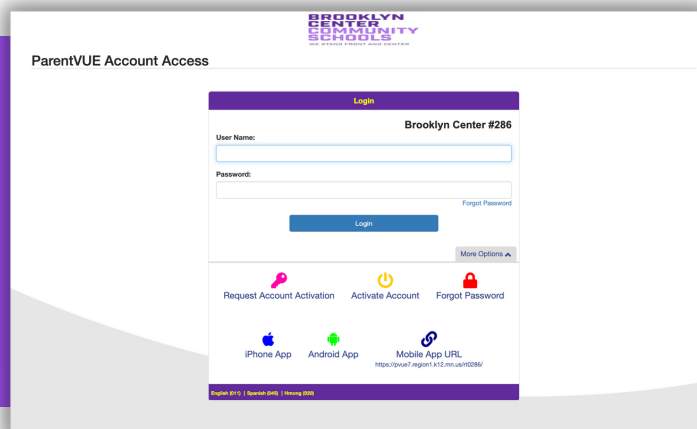
Find the "Families" Tab and select "ParentVUE" in the dropdown menu.



STEP 2

Gather your ParentVUE username and password.

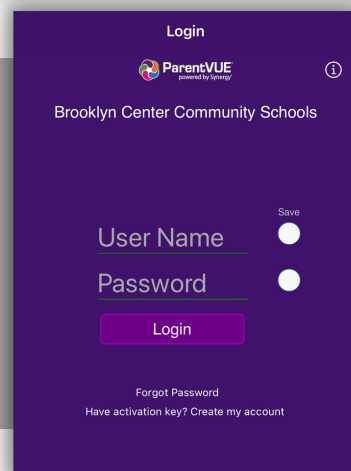
If you're not aware of your login credentials, you can use the self-service feature. If you do not have an account, you can request account activation directly from the ParentVUE login page.



STEP 3

Follow the step by step directions in ParentVUE to activate your account.

You can also download the app onto your phone. To set up your app access, search our zip code "55430" and select "Brooklyn Center Community Schools". Once selected, sign in with your username and password.



**BROOKLYN
CENTER
COMMUNITY
SCHOOLS**

If you have issues creating your account, please contact Michelle Ford at mford@bccs286.org for your personalized activation key.