

Hello Parents/Guardians!

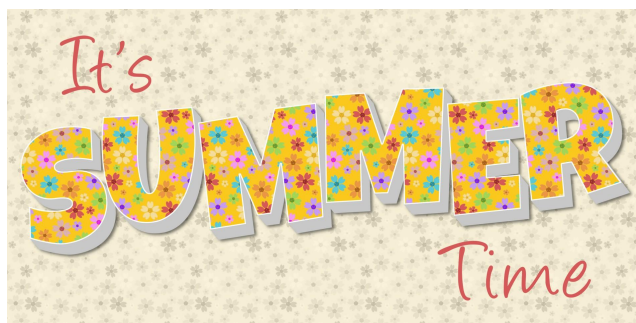
It's summer time! Here are some ideas/additional academic resources to do with your child during the summer, if you are interested:

1. Go on **[abcya.com](http://abcya.com)** to play educational games. Look under "Pre-K" and choose games from "Letters" and "Numbers" categories.
2. Go on **[starfall.com](http://starfall.com)**, which has pattern games, number songs, calendar practice, and phonics practice. (Make sure flash is up to date for this website)
3. **[Totschooling.net](http://Totschooling.net)** has great instructional materials. Here, the website has themed units (Valentine's Day, Winter, etc.) to help practice Pre-K leveled skills and concepts. The website is free, and you can print/laminate the materials so they can easily be reused.
4. **Reading is great!** A simple bedtime story can help with comprehension and understanding concepts of print. You can ask your children questions about the pictures or text. **The Carlstadt Public Library** has a Pre-K summer reading list and is also a great place to meet new peers!
5. **Coloring pages** are great for reviewing colors and fine motor skills.
6. **Do some fun art projects!** Pinterest is a great tool to use when creating themed art projects for the summer. You can use dot paints or play doh to create fun art projects.
7. **Play outside at a park or at a community pool!** This is a great way to expose your child to other peers.

Attached are online pages to practice/complete with your child, if you would like them. Please do not feel obligated to complete the whole packet. If you have any questions, feel free to email me at [thetzel@carlstadtps.org](mailto:thetzel@carlstadtps.org)

Happy Summer!




Mrs. Hetzel



## **Letter Practice:**


\*Please practice the letter name, picture, and letter sounds as much as possible. If your child has mastered the letter name, word, and sound, you may begin practicing to separate and blend some of these sounds. The words should be three letter words.

(ex: /c/ /a/ /t/= cat; /f/ /u/ /n/= fun)


Aa 	Bb 	Cc 	Dd 	Ee 
Ff 	Gg 	Hh 	Ii 	Jj 
Kk 	Ll 	Mm 	Nn 	Oo 
Pp 	Qq 	Rr 	Ss 	Tt 
Uu 	Vv 	Ww 	Xx 	Yy 
Zz 	my alphabet chart			

A, apple, /a/  
B, bat, /b/  
C, cat, /k/  
D, dog, /d/  
E, Ed, /e/  
F, fun, /f/  
G, game, /g/  
H, hat, /h/  
I, itch, /i/  
J, jug, /j/  
K, kite, /k/  
L, lamp, /l/  
M, man, /m/  
N, nut, /n/  
O, octopus, /o/  
P, pan, /p/  
Qu, queen, /kw/  
R, rat, /r/  
S, snake, /s/  
T, top, /t/  
U, up, /u/  
V, van, /v/  
W, wind, /w/  
X, fox, /ks/  
Y, yellow, /y/  
Z, zebra, /z/

**Shape Practice:** Please practice the shape names



Circle



Square




Star



Rectangle



Heart



Triangle

**Color Practice:** Please practice the color names

Colors chart



**Number Practice:** Please work on counting 1-20 with your child. You may go higher, if needed.

1 2 3 4 5

6 7 8 9 10

11 12 13 14

15 16 17 18

19 20

**Line Tracing/Cutting Practice:** You can print copies of this page, or laminate it and use a dry erase marker. You also can have your child practice scissor skills and cutting these lines. Print as many as needed.

## TRACE THE LINES



Name \_\_\_\_\_ Date \_\_\_\_\_

# Numbers Practice



Trace and write the number.


Tracing practice lines for the number 1. The first row shows two solid vertical lines followed by five dashed vertical lines, each with a starting dot and an arrow indicating the downward stroke. The second row consists of seven dots on a solid line, with a dashed line below it for writing practice.

Color the number word.

one

Show the number on the ten frame.


Color 1 star.





Name \_\_\_\_\_ Date \_\_\_\_\_

# Numbers Practice



Trace and write the number.

2 2 2 2 2 2 2 2

\_\_\_\_\_

\_\_\_\_\_

\_\_\_\_\_

Color the number word.

two

Show the number on the ten frame.


Color 2 stars.



Name \_\_\_\_\_ Date \_\_\_\_\_



# Numbers Practice

Trace and write the number.

3 3 3 3 3 3 3 3

\_\_\_\_\_

\_\_\_\_\_

Color the number word.

three

Show the number on the ten frame.


Color 3 stars.

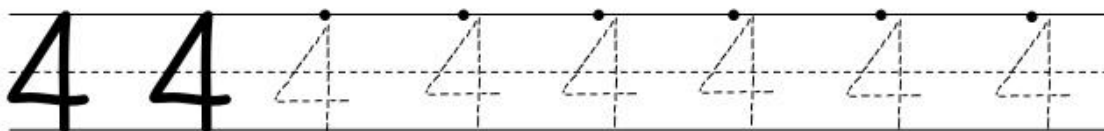


Name \_\_\_\_\_ Date \_\_\_\_\_

# Numbers Practice



Trace and write the number.



Color the number word.

four

Show the number on the ten frame.


Color 4 stars.



Name \_\_\_\_\_ Date \_\_\_\_\_

# Numbers Practice



Trace and write the number.

5 5 5 5 5 5 5 5

\_\_\_\_\_

\_\_\_\_\_

Color the number word.

five

Show the number on the ten frame.


Color 5 stars.

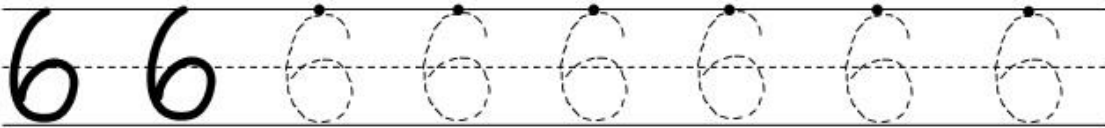


Name \_\_\_\_\_ Date \_\_\_\_\_

# Numbers Practice



Trace and write the number.



Color the number word.

six

Show the number on the ten frame.


Color 6 stars.



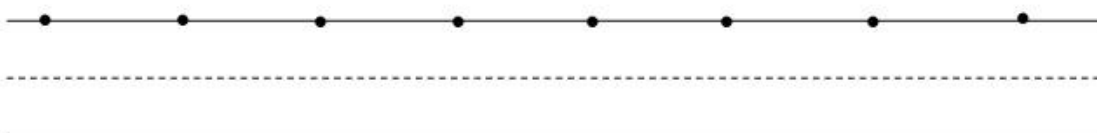
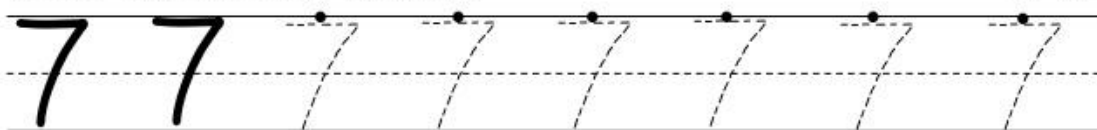


Name \_\_\_\_\_ Date \_\_\_\_\_

# Numbers Practice



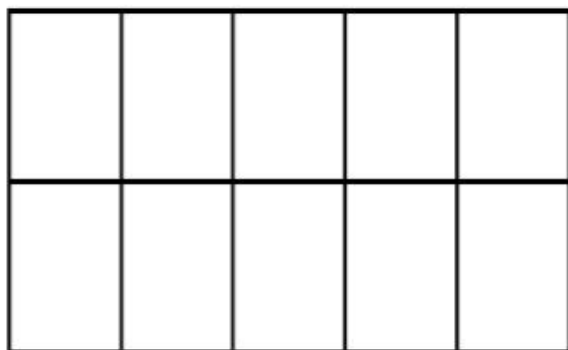
Trace and write the number.



Color the number word.

# seven

Show the number on the ten frame.



Color 7 stars.



Name \_\_\_\_\_ Date \_\_\_\_\_

# Numbers Practice



Trace and write the number.

8 8

8 8 8 8 8 8 8

• • • • • • • •

\_\_\_\_\_

\_\_\_\_\_

Color the number word.

# eight

Show the number on the ten frame.


Color 8 stars.



Name \_\_\_\_\_ Date \_\_\_\_\_

# Numbers Practice



Trace and write the number.

8 8

8 8 8 8 8 8 8

• • • • • • • •

\_\_\_\_\_

\_\_\_\_\_

Color the number word.

eight

Show the number on the ten frame.


Color 8 stars.





Name \_\_\_\_\_ Date \_\_\_\_\_

# Numbers Practice



Trace and write the number.

Tracing practice for the number 9. The first row shows two solid '9's followed by five dashed '9's for tracing. Below this is a row of eight dots on a line, intended for independent writing practice.

Color the number word.

nine

Show the number on the ten frame.


Color 9 stars.



Name \_\_\_\_\_ Date \_\_\_\_\_

# Numbers Practice



Trace and write the number.

10 10 10 10 10 10

\_\_\_\_\_

\_\_\_\_\_

\_\_\_\_\_

Color the number word.

ten

Show the number on the ten frame.


Color 10 stars.



## Questions To Practice- Miss Allison

- Where are we going?
- What do you see?
- What are we doing?
- How are you feeling?
- What's the weather?

Name \_\_\_\_\_

1

Counting Ocean  
© 2016, Sarah Griffin













Count



Write



Color





Name: \_\_\_\_\_

Use your five senses to describe summer:

feels like ...

smells like ...

SUMMER

tastes like ...

looks like ...

sounds like ...