

Dear students and families,










Summer is a time for relaxation and enjoyment, but it's also a time to practice and build upon the work that we have done over the school year. We've compiled a summer packet of work that includes math concepts and language arts skills. Please work on these materials this summer in preparation for Grade 2. This packet is due on the first day of school. If it is handed in that day, a surprise may be waiting!

We have been very fortunate to have had the opportunity to teach and learn with your children this year. It has been rewarding to watch them grow over the past months. We are extremely proud to have been their teacher. We wish you all a wonderful and safe summer.

All the best,

The First Grade Teachers

Summer Reading Bingo

Read out loud to an adult	Read in a comfy spot 	Read a play out loud with a group of friends	Read a book that a friend recommends	Reread a favorite book 
 Read a biography	Read a story you wrote yourself	Tell a joke you read in a book 	Read in a pillow fort	Read a magazine article
Read a book by your favorite author	Read to a stuffed animal (or a real one!) 	FREE SPACE	Read the directions for a game	 Read outside
Try a book you think you won't like (you don't have to finish it!)	Tell an adult three facts you read in a book	Write a review of a book you've read	Read with a flashlight 	Read a book you got at the library
 Read one book in a series	Read out loud to a little kid	Read a short story 	Retell a story you read in your own words	Read in bed

Name: _____

Have an adult sign each box you complete over the summer.

Blackout Board: _____

One Line Complete: _____



Summer-Fun Worksheets

Learning
Page.com

Name _____

What do you want to do on your summer vacation? Write the most exciting thing or things you want to do over the summer.

SUMMER-FUN • 008

SUMMER VACATION IDEAS



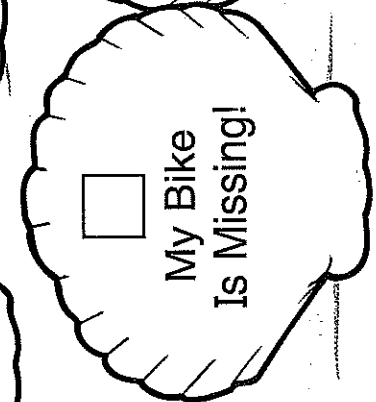
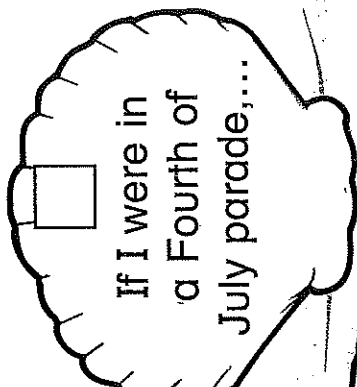
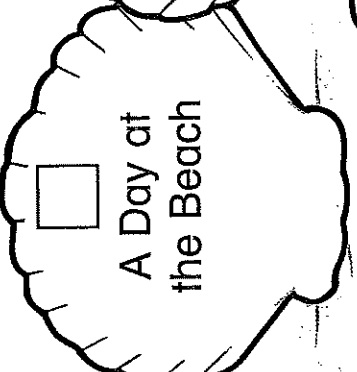
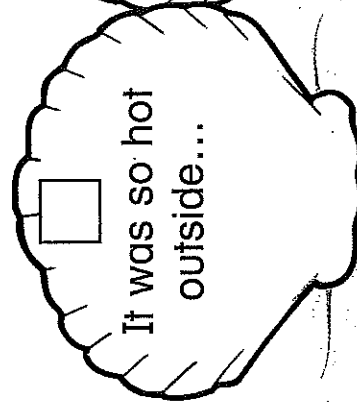
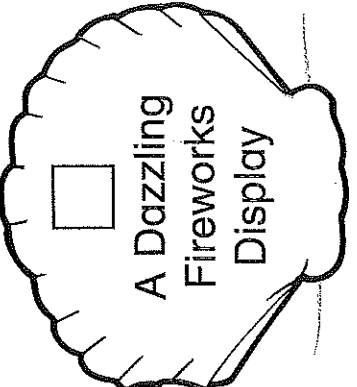

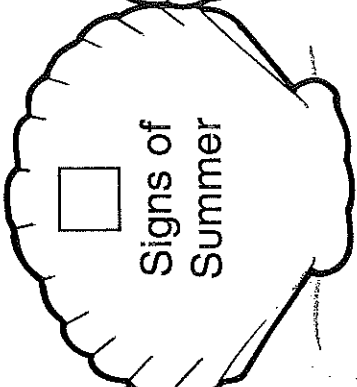
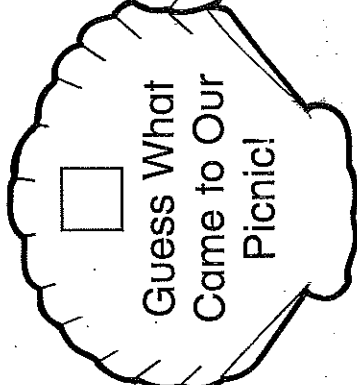
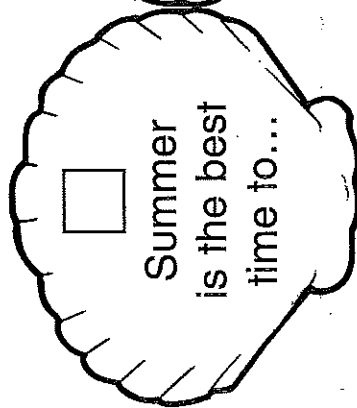
Name _____

Summer

Journal prompts (W.1.1-3)

Choose 3 to write about.

Searching for Shells




Name _____


Where to Swim?

Cut. Glue to match.



Ocean



**Both
Ocean and Pool**



Pool



©The Mailbox® • Teacher's Helper® • TEC46049 • June/July 2010

has sand	has fish	may have a lifeguard	is saltwater	does not have sand
you wear a swimsuit	can cool you off	is not saltwater	does not have fish	




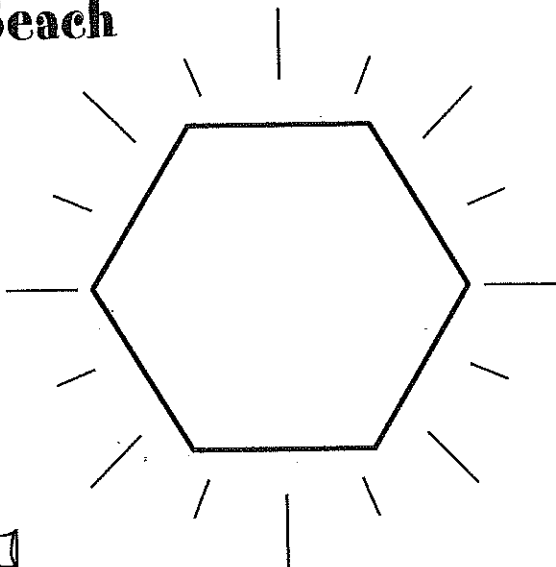

Name _____

Summer (beach)




Spatial reasoning

A Beautiful Beach

Color and cut out the pieces.
Match two pieces to each object.
Glue.



©The Mailbox® • Teacher's Helper® • TEC46049 • June/July 2010



Name _____

Nouns
Grouping nouns

Cool Corral

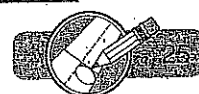
Cut out the nouns below.
Match each noun to its box.
Glue.



person	place	thing

©The Education Center, Inc. • Teacher's Helper® • TEC46007 • June/July 2003




girl	store	park	book	cup	school
teacher	lake	man	boot	boy	pencil



Name _____


Keeping Cool

Choose 2 and write
about.




July

Sunday	Monday	Tuesday	Wednesday	Thursday	Friday	Saturday



August

[illegible]

Name _____


Lemonade
Homophones

Lemonade For Sale

Read each sentence.

Color the word that completes the sentence.

Write the word on the line.



1. The _____ is shining.

son

sun

2. We will make _____ lemonade.

some

sum

3. The sugar tastes _____ sweet.

sew

so

4. We need it _____ the lemonade.

for

four

5. A _____ car stops at our stand.

blew

blue

6. The people want to _____ lemonade.

by

buy

7. Then my friend buys _____ glass.

one

won

8. Another friend buys _____ glasses.

two

too

9. Soon, there is _____ more lemonade.

know

no

10. We will make some more next _____.

week

weak

Bonus Box: Use the homophones *sea* and *see* to complete the sentence. Then illustrate the sentence on the back of this paper.

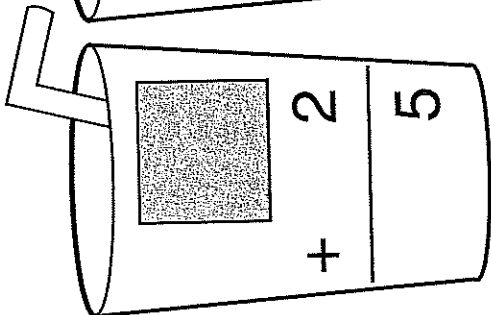
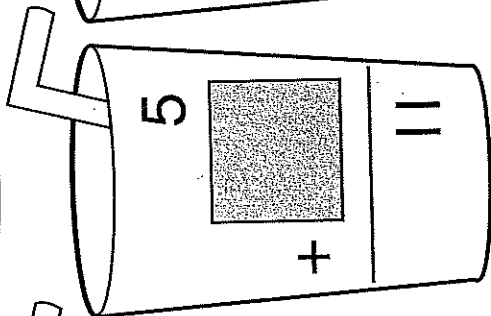
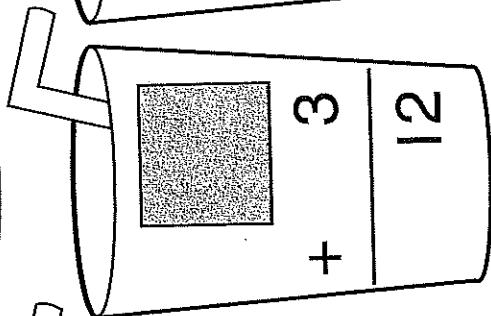
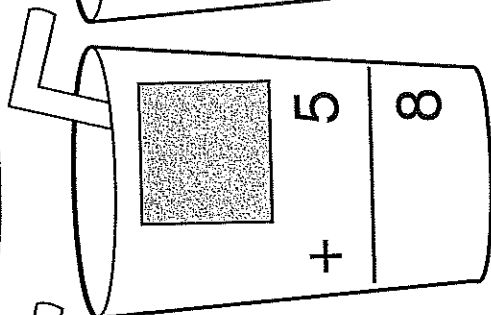
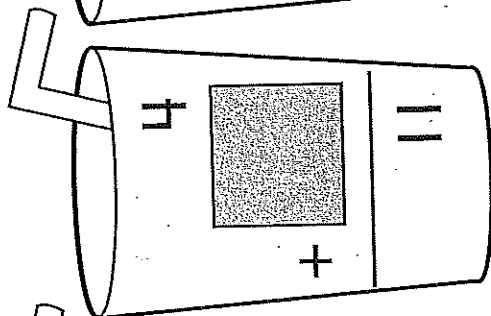
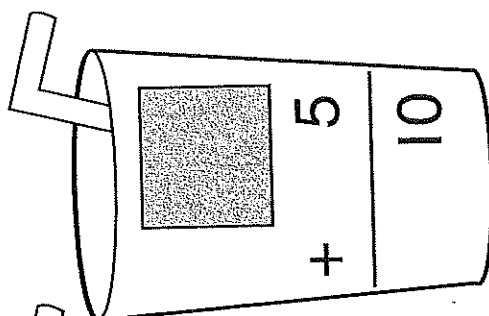
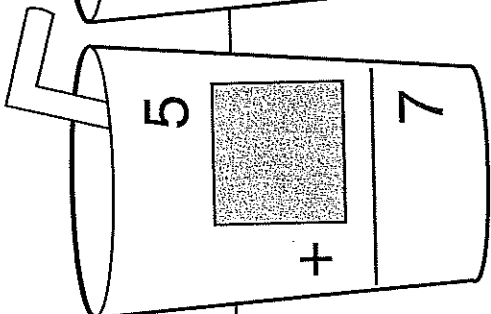
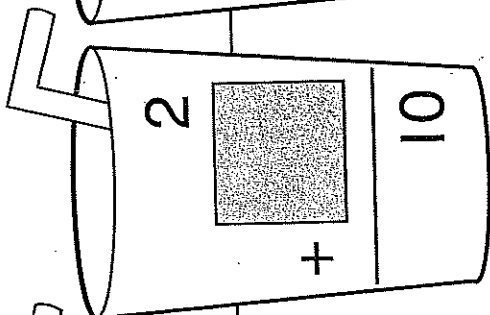
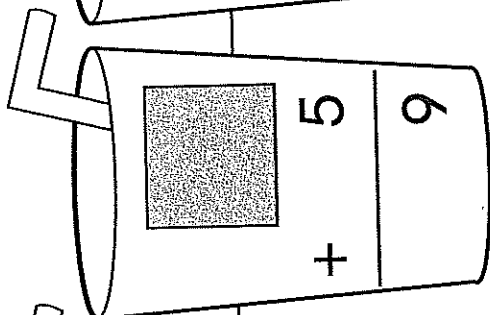


Two sharks _____ five fish in the _____.

Drink Up!

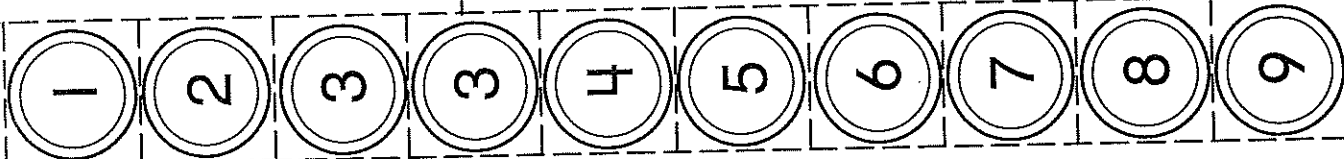
Name _____

Solve.

Cut. Glue to match.



Bonus Box: Write two different addition problems that equal 10. _____ + _____ = 10



Name _____

Lemonade

Singular possessive nouns

Yummy!


Complete each sentence.

Use the word bank.

Remember to add 's to the word.

Word Bank

lemon	baker
sister	sun
clock	skunk
snowman	shark
table	player




1. The _____ rays are hot.
2. The _____ skin is bumpy.
3. The _____ stripes are black and white.
4. The _____ legs are made of wood.
5. The _____ hands are pointing at twelve.
6. I made lemonade for my _____ friend.
7. One _____ mitt is still on the bench.
8. The _____ cake has pink frosting.
9. The _____ nose is an orange carrot.
10. The _____ teeth are sharp and white.

Bonus Box: Write to complete the following sentence: The _____'s spots are very big. On the back of this paper, draw a picture to match.

Name _____

Lovely Lemonade



Read.
Solve.

<p>A. Lucy buys 10 lemons. She uses 6 of them. How many lemons are left?</p> <p>_____ = _____ lemons</p>	<p>B. Larry has 12 cups of sugar. He uses 4 of them. How many cups of sugar are left?</p> <p>_____ = _____ cups of sugar</p>	<p>C. Lucy has 7 glasses. Larry has 9 glasses. How many glasses do Lucy and Larry have in all?</p> <p>_____ = _____ glasses</p>
<p>D. Larry pours 7 cups of lemonade. Then he pours 7 more. How many cups of lemonade does he pour in all?</p> <p>_____ = _____ cups of lemonade</p>	<p>E. There are 15 ice cubes. 6 of them melt. How many ice cubes are left?</p> <p>_____ = _____ ice cubes</p>	<p>F. Lucy sells 3 cups of lemonade. Then she sells 8 more. How many cups of lemonade does she sell in all?</p> <p>_____ = _____ cups of lemonade</p>

Bonus Box: Larry and Lucy each sell 8 glasses of lemonade. How many glasses do they sell in all? _____

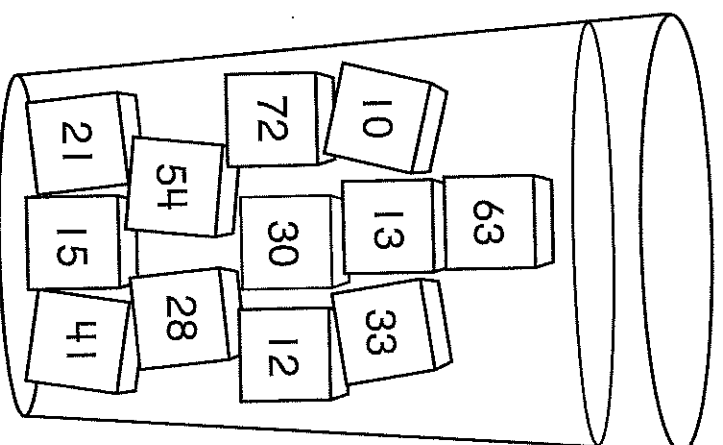

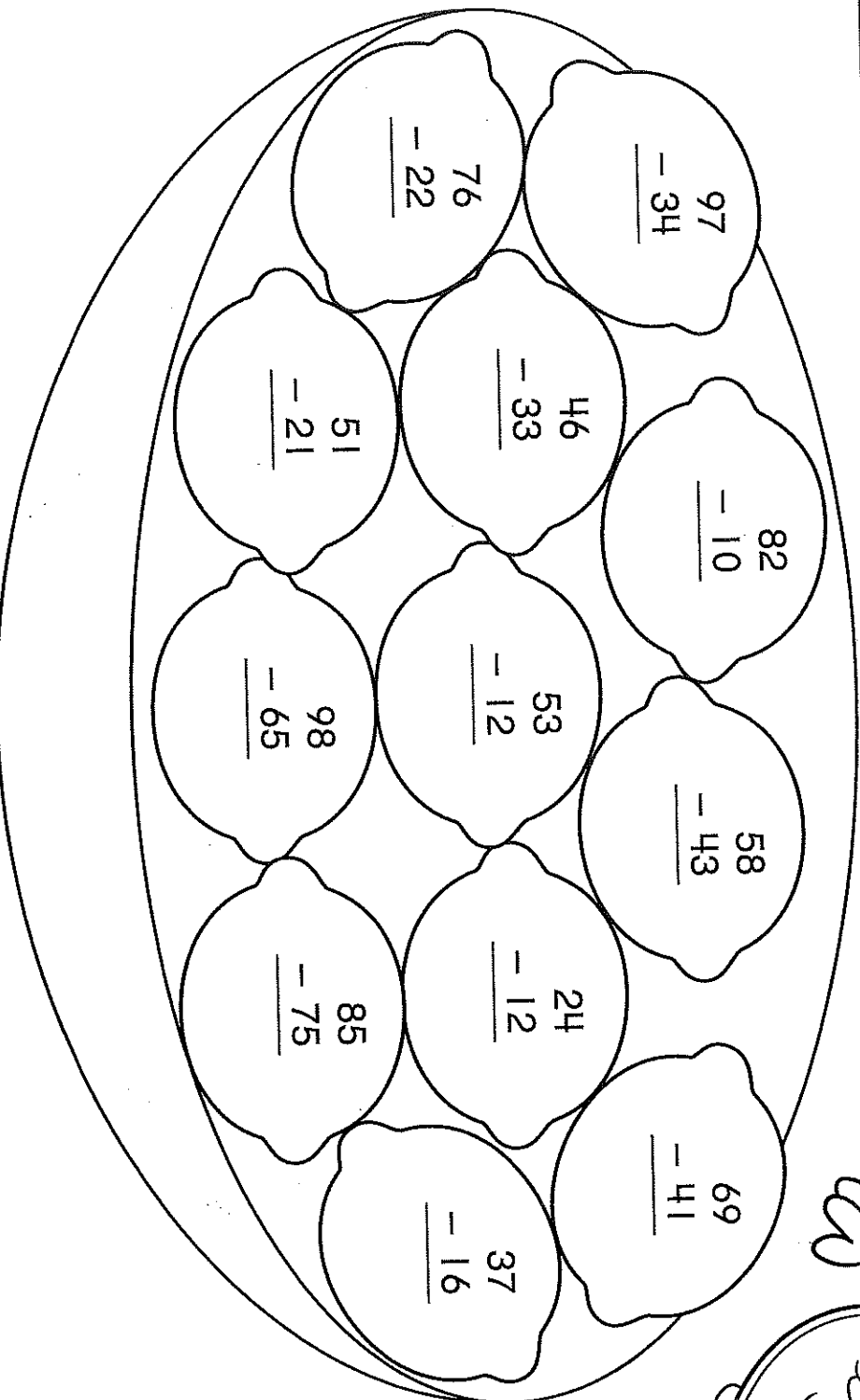
Name _____

Lemonade

Two-digit subtraction without regrouping

A Bowl Full of Lemons

Subtract.
Color each ice cube with a matching answer.



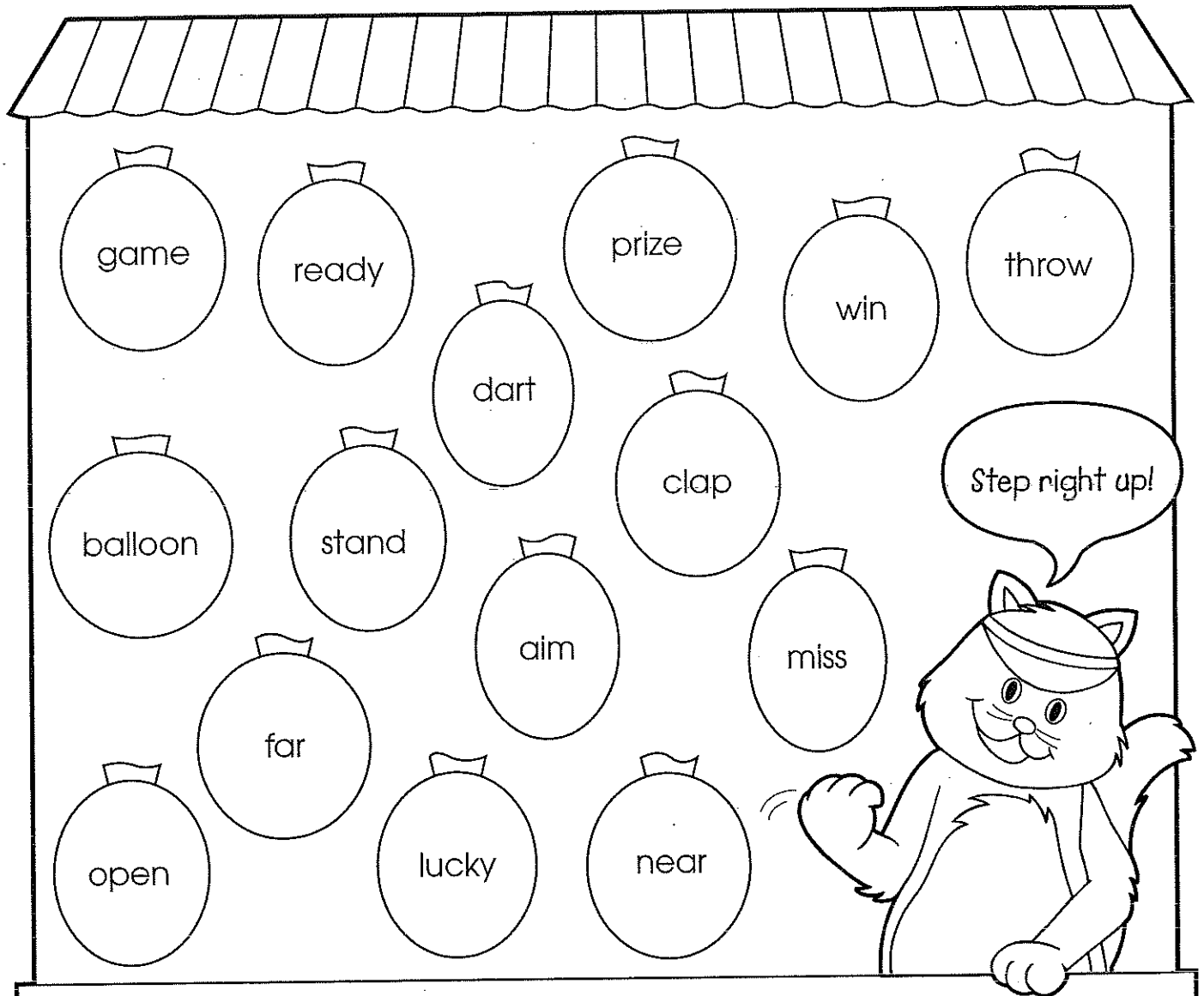
Bonus Box: Mom bought 46 lemons. She used 15 lemons. How many lemons are left? _____

Name _____ ABC Order

15 words

Take Aim!

Write the words in ABC order.
Color the balloons as you go.



1. _____

6. _____

11. _____

2. _____

7. _____

12. _____

3. _____

8. _____

13. _____

4. _____

9. _____

14. _____

5. _____

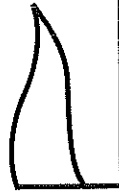
10. _____

15. _____


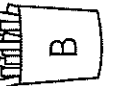

Name _____


ABC Order
Six words

Snack Shack



Write each group of words in ABC order.

A	B	C
 soda milk water	 fries roll ketchup	 popcorn candy lollipop
cup punch juice	chips burger pizza	apple nuts gum
1. _____ 2. _____ 3. _____ 4. _____ 5. _____ 6. _____	1. _____ 2. _____ 3. _____ 4. _____ 5. _____ 6. _____	1. _____ 2. _____ 3. _____ 4. _____ 5. _____ 6. _____



Name _____



Proofreading
Spelling

So Many Choices!

Underline each word that has a spelling mistake.
Write the words correctly on the lines.

Dot wants to buy som flowers. Rose
haz lots of them at her shop. Thay ar
very pretty. Dot duz not know which
flowers to buy. She lileks all of them. Rose
sayd that Dot should buy thm all!



1. _____
2. _____
3. _____
4. _____
5. _____
6. _____
7. _____
8. _____



Read and Do

Seemed So Real!

Last night, I had a dream
About a vacation on the beach.
There was sun and sand and water;
It was all within my reach.
I could see the sparkly water
And feel the hot, dry sand.
I could hear the seagulls talking
And almost touch them with my hand!
I swam in the chilly water
And built a giant sand castle too.
I collected pearly white seashells
To give to my best friend, Sue.
Then, before I knew it,
I woke up in my bed.
I didn't want to get up;
I wanted to stay and dream instead!



1. **Circle** the things in the story that are heard.

seagulls

seashells

sand castles

2. **Underline** six words that are things that can be seen in the dream.

3. **Circle** the words in the story that describe the seashells.

4. **Write** two words that describe the sand.

5. **Write** two words that describe the water.


Bonus: Do you think the author has been to the beach before? Why or why not?

Name _____

Summer
Compound words

A Splash of Summer

Find the two words that make each compound word.
Write each word on a line.



1. butterfly

2. summertime

3. cookout

4. sunshine

5. beachball

6. watermelon

7. outside

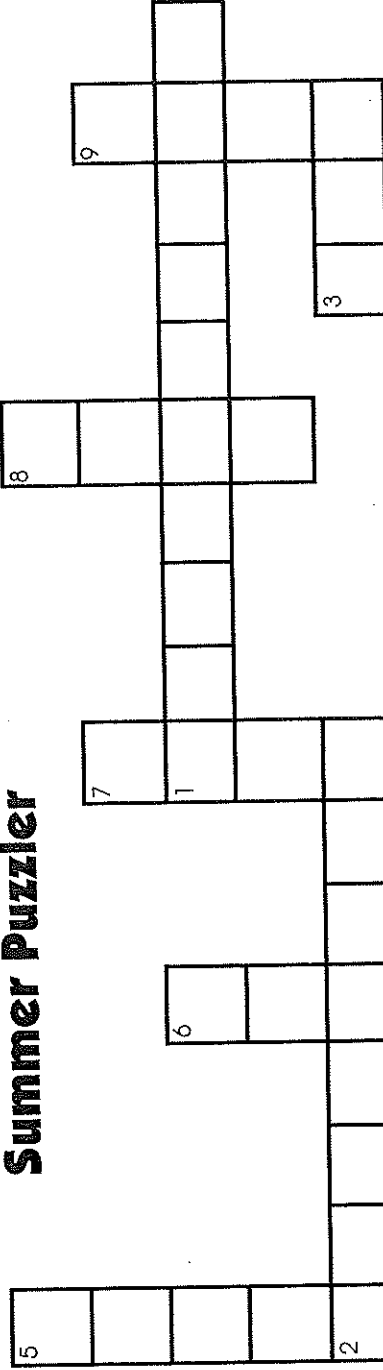
8. sunglasses

9. backyard

10. waterslide

Bonus Box: Choose three compound words from above.
Write a sentence for each on the back of this sheet.

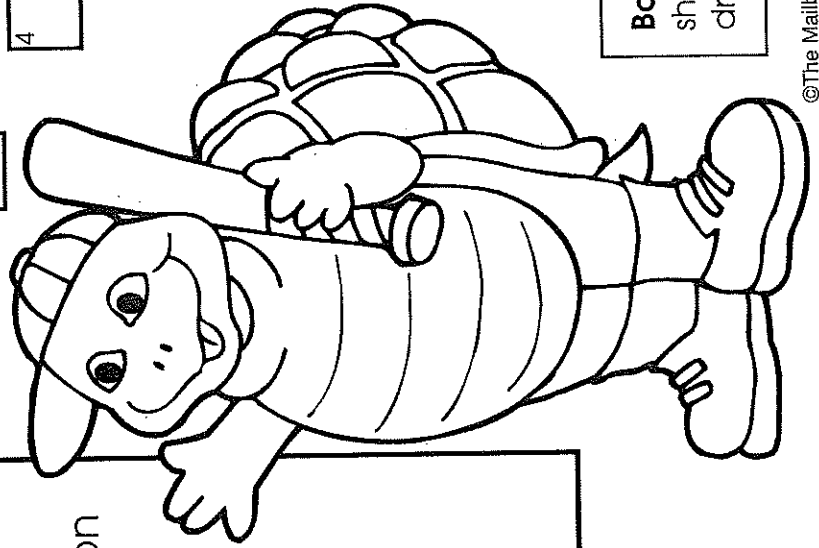
Summer Puzzler



Read the clues.
Solve the puzzle.
Use the Word Bank.

Word Bank

watermelon
picnic
ice cream
park
bugs
swim
birds
boat
baseball
hot



Across

1. grows on a vine
2. a yummy treat
3. opposite of cold
4. a sport

Down

5. eating outside
6. They build nests.
7. a way to cool off
8. a fun place to visit
9. You can ride one on a lake.
10. insects

Bonus Box: On the back of this sheet, write a story about your dream vacation.

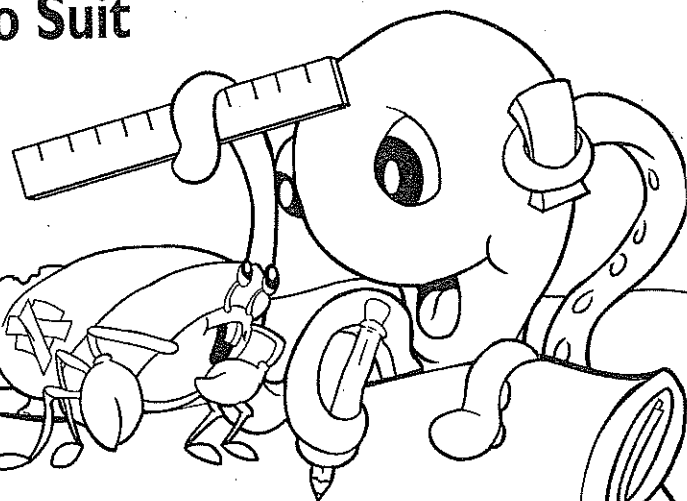
Name _____

Sentence Construction
Building sentences

Will Build to Suit

Read each group of words.
Use the words to write a sentence.

Make sure each sentence has a capital letter and a period.



1. paper very is the long

2. eraser use the

3. wears Crab house his

4. table on the is paper the

5. new a Crab house wants

6. a has ruler Octopus



Name _____


Summer (beach)

-ing

Fun in the Sun

Read. Circle.

Write the word on the line.



1. I put on my swimsuit and _____ in the sea.
swim swimming

2. I like to _____ on my back.
float floating

3. Please do not _____ water in my face.
splash splashing

4. Can we _____ a sand castle?
build building

5. A fish is _____ in the water.
float floating

6. I am _____ a sand castle.
build building

7. Let's _____ in the sand.
play playing

8. My dog is _____ in the water.
splash splashing

9. My friend is _____ with me.
swim swimming







10. I like _____ at the beach.
play playing

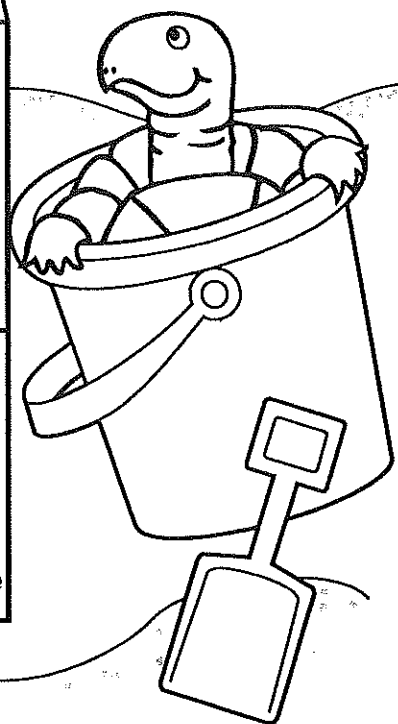
Name _____

Phonics
Diphthongs: ou, ow

Fun in the Sun

Circle the correct word in each pair.

		
clock cloud	trail trout	crown crash
		
house hoop	oil owl	moose mouse



Now use a circled word to complete each sentence.

1. An _____ hoots in a tree.
2. A king has a _____ made of gold.
3. There is a _____ in the pond.
4. Look at that white, puffy _____ in the sky!
5. What time should I come to your _____?
6. The furry _____ has a long tail.

Bonus Box: Look at the circled words. On the back of this sheet, tell how the words are alike.


Name _____

End of the Year

Bar graph

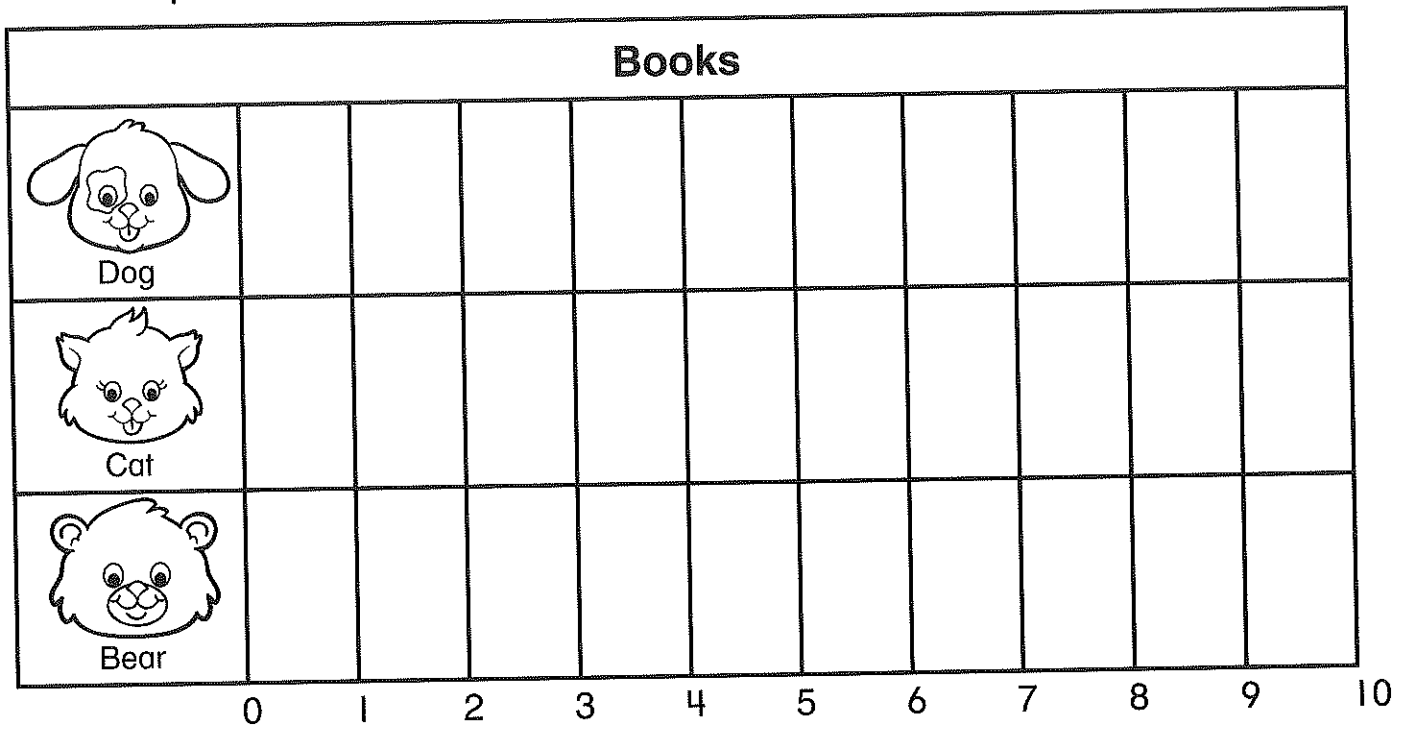
Summer Reading

Look at the picture.



Complete the graph.

Use the picture.



Answer the questions.

1. How many books does Bear have? _____
2. How many more books does Cat have than Dog? _____
3. How many books do Dog, Cat, and Bear have in all? _____

Beautiful Bubbles

Add.

Color each bubble with a matching sum.

$$\begin{array}{r} 45 \\ + 21 \\ \hline \end{array}$$

$$\begin{array}{r} 54 \\ + 34 \\ \hline \end{array}$$

$$\begin{array}{r} 62 \\ + 32 \\ \hline \end{array}$$

$$\begin{array}{r} 36 \\ + 12 \\ \hline \end{array}$$

$$\begin{array}{r} 23 \\ + 75 \\ \hline \end{array}$$

$$\begin{array}{r} 37 \\ + 42 \\ \hline \end{array}$$

$$\begin{array}{r} 32 \\ + 24 \\ \hline \end{array}$$

$$\begin{array}{r} 14 \\ + 75 \\ \hline \end{array}$$

$$\begin{array}{r} 84 \\ + 13 \\ \hline \end{array}$$

$$\begin{array}{r} 58 \\ + 20 \\ \hline \end{array}$$

98 56 97 88
78 89 79 94
66 48




Name _____

Independence Day
Reading comprehension

Summer Celebration

Read.
Complete each sentence.



The Fourth of July

It is a day to meet friends. It is a day to share food and play games. It is a day to see lots of red, white, and blue. It is a day to watch fireworks at night. Do you know what day it is? It is our country's birthday! It is the day that marks our freedom. Happy birthday, America!

1. The Fourth of July is a day to meet _____.
2. It is nice to see the colors _____, _____, and _____.
3. Many people watch _____ at night.
4. This is the day that marks America's _____.
5. It is a day to say, "Happy birthday, _____!"

Name _____

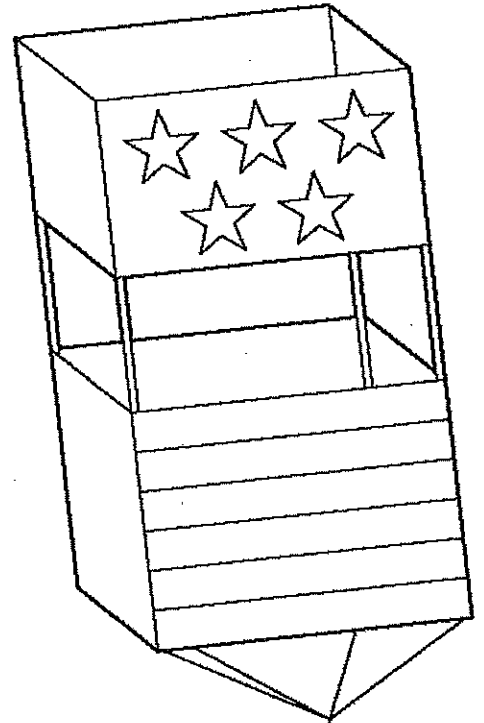
Independence Day
Syllable counting

Patriotic Picnic

Say each word.

Write the number of word parts.


red	_____	sparklers	_____
white	_____	summer	_____
blanket	_____	holiday	_____
flag	_____	blue	_____
music	_____	star	_____
hamburger	_____	picnic	_____
parade	_____	watermelon	_____



Use the key.


For each number above, color the matching kite part.

Key	
1 word part —	☆
2 word parts —	▬
3 word parts —	✕
4 word parts —	🌀



Why Do We Have Summer?

By Rachelle Kreisman



Summer starts on the longest day of the year. We call that day the summer solstice.

Summer days are warm and long. There is more sunlight. People spend more time outdoors.

Why do we have summer? Earth tilts as it travels around the sun. When Earth's northern half leans toward the sun, that part has summer.

Summer starts in the northern half of Earth around June 21. At that time, it is winter in the southern part of Earth. That is because the Earth's southern half is tilted away from the sun.

Name: _____ Date: _____

For questions 1–4, please circle the correct answer.

1. What is the summer solstice?

- A) The summer solstice is the hottest day of the year.
- B) The summer solstice is the shortest day of the year.
- C) The summer solstice is the longest day of the year.

2. The text explains why we have summer. Why do we have summer?

- A) Summer starts on the longest day of the year.
- B) Summer days are warm, long, and sunny.
- C) Earth tilts as it travels around the sun.

3. When the earth's southern half is tilted away from the sun, it is winter in the southern part of Earth. What season does the southern part of Earth have when it is tilted towards the sun?

- A) winter
- B) fall
- C) summer

4. What is "Why Do We Have Summer?" mainly about?

- A) what summer days are like
- B) the northern half of Earth
- C) why we have summer

5. What season is it in the southern half of Earth when people in the northern half have summer?

It is

6. Please draw the earth as the northern half tilts towards the sun. Color the half of Earth which has summer red. Color the half of Earth which has winter blue.



7. What did you learn from "Why Do We Have Summer"?

8. Class Discussion Question: Use information from the text to explain why summer days are warm and long.