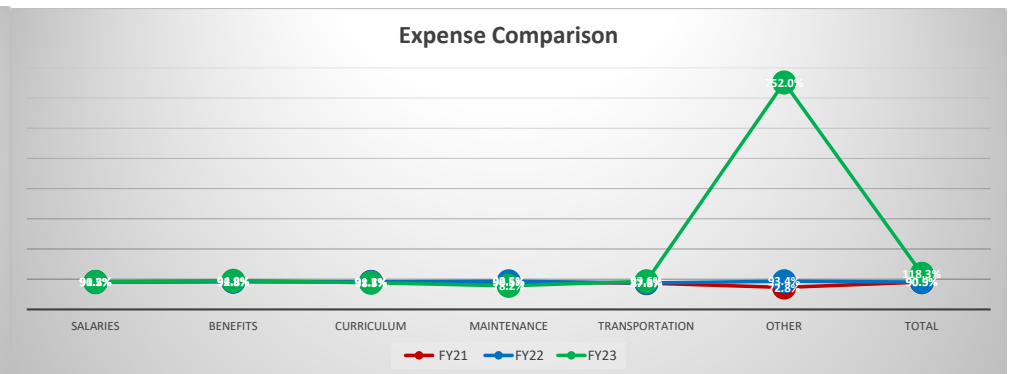
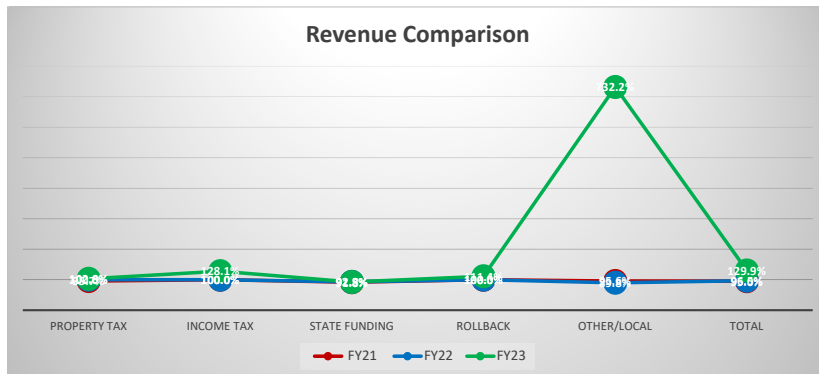




Valley View Local Schools  
Fiscal Year 2023 Financial Breakdown - May

REVENUE	CURRENT - Fiscal Year 2023				Fiscal Year 2022 Comparison			Fiscal Year 2021 Comparison			Notes
	Projection	Actual	%	Remaining	To-Date	Total FY	%	To-Date	Total FY	%	
Property Tax	5,941,616	6,109,090	102.8%	(167,474)	6,024,741	6,024,741	100.0%	5,614,282	5,864,666	95.7%	
Income Tax	5,235,189	6,703,673	128.1%	(1,468,484)	5,482,619	5,482,619	100.0%	3,967,228	3,967,228	100.0%	
State Funding	9,027,469	8,352,965	92.5%	674,504	8,374,856	9,028,917	92.8%	8,316,533	9,060,622	91.8%	
Rollback	802,550	893,796	111.4%	(91,246)	807,537	807,537	100.0%	814,922	814,922	100.0%	
Other/Local	869,642	6,367,110	732.2%	(5,497,468)	1,132,578	1,260,871	89.8%	903,052	944,835	95.6%	
<b>Total</b>	<b>21,876,466</b>	<b>28,426,634</b>	<b>129.9%</b>	<b>(6,550,168)</b>	<b>21,822,332</b>	<b>22,604,686</b>	<b>96.5%</b>	<b>19,616,016</b>	<b>20,652,273</b>	<b>95.0%</b>	

EXPENSE	CURRENT - Fiscal Year 2023				Fiscal Year 2022 Comparison			Fiscal Year 2021 Comparison			Notes
	Projection	Actual	%	Remaining	To-Date	Total FY	%	To-Date	Total FY	%	
Salaries	11,091,335	10,117,816	91.2%	973,519	9,721,654	10,741,804	90.5%	9,191,102	10,063,450	91.3%	
Benefits	4,503,761	4,274,928	94.9%	228,833	3,843,268	4,184,617	91.8%	3,688,178	3,975,559	92.8%	
Curriculum	2,402,021	2,125,224	88.5%	276,797	1,807,774	1,982,400	91.2%	2,218,153	2,436,033	91.1%	
Maintenance	607,838	475,551	78.2%	132,287	506,347	541,740	93.5%	497,687	550,067	90.5%	
Transportation	1,414,735	1,324,087	93.6%	90,648	1,145,543	1,308,248	87.6%	1,032,856	1,183,776	87.3%	
Other	846,824	6,367,994	752.0%	(5,521,170)	853,847	914,082	93.4%	643,790	884,019	72.8%	
<b>Total</b>	<b>20,866,514</b>	<b>24,685,601</b>	<b>118.3%</b>	<b>(3,819,087)</b>	<b>17,878,432</b>	<b>19,672,891</b>	<b>90.9%</b>	<b>17,271,766</b>	<b>19,092,905</b>	<b>90.5%</b>	



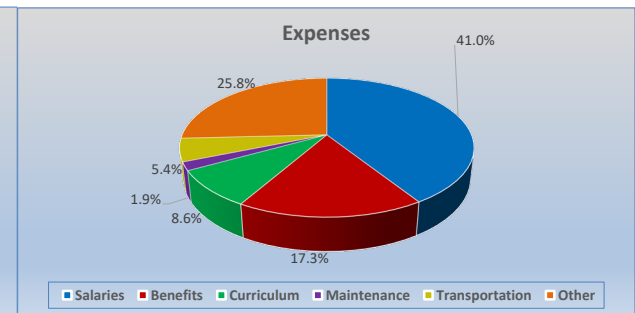
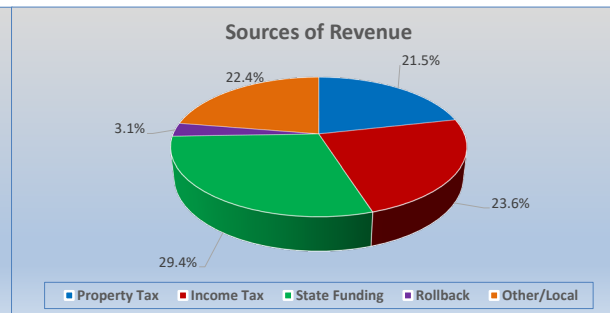
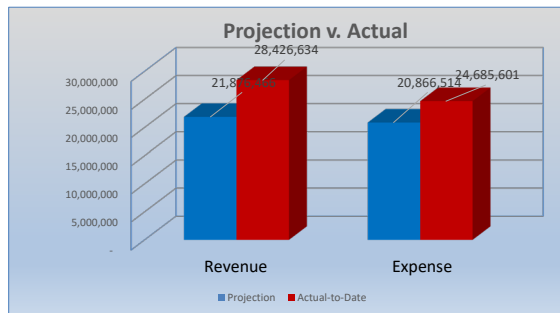


## Valley View Local Schools Financial Summary

REVENUE	July	August	September	October	November	December	January	February	March	April	May	June	Projected
<b>FY23</b>	4,917,134	873,071	1,673,348	2,245,907	1,191,420	772,181	2,191,046	2,716,649	6,593,380	3,982,667	1,269,532		
	4,917,134	5,790,205	7,463,553	9,709,460	10,900,880	11,673,061	13,864,107	16,580,755	23,174,135	27,156,802	28,426,334		<b>21,876,466</b>
<b>FY22</b>	4,442,492	787,767	1,782,448	1,944,995	1,125,105	723,470	2,822,885	2,564,965	777,532	3,565,481	1,285,193	782,354	
	4,442,492	5,230,259	7,012,707	8,957,702	10,082,807	10,806,277	13,629,161	16,194,126	16,971,658	20,537,139	21,822,332	22,604,686	<b>20,897,756</b>
<b>FY21</b>	2,119,691	2,165,643	954,929	1,765,708	1,888,486	958,347	1,608,580	2,857,827	1,010,263	1,936,743	2,349,799	1,036,256	
	2,119,691	4,285,334	5,240,263	7,005,971	8,894,457	9,852,804	11,461,384	14,319,211	15,329,474	17,266,217	19,616,016	20,652,272	<b>19,497,996</b>
<b>FY20</b>	3,874,762	891,257	1,827,592	2,071,170	804,713	798,975	1,757,339	2,879,294	1,072,802	2,677,642	754,577	922,407	
	3,874,762	4,766,019	6,593,611	8,664,781	9,469,495	10,268,470	12,025,809	14,905,103	15,977,905	18,655,547	19,410,124	20,332,531	<b>20,353,001</b>

EXPENSE	July	August	September	October	November	December	January	February	March	April	May	June	Projected
<b>FY23</b>	1,508,074	1,525,572	1,673,371	1,730,750	1,857,409	7,301,758	1,910,624	1,852,004	1,758,721	1,925,125	1,642,192		
	1,508,074	3,033,646	4,707,017	6,437,767	8,295,177	15,596,935	17,507,559	19,359,563	21,118,284	23,043,409	24,685,601		<b>20,866,515</b>
<b>FY22</b>	1,591,653	1,389,498	1,455,570	1,503,545	1,649,164	1,604,339	1,898,670	1,535,370	1,582,442	1,858,215	1,809,964	1,794,459	
	1,591,653	2,981,150	4,436,721	5,940,266	7,589,430	9,193,769	11,092,440	12,627,810	14,210,252	16,068,468	17,878,432	19,672,891	<b>19,918,814</b>
<b>FY21</b>	1,443,091	1,418,448	1,476,848	1,592,118	1,594,004	1,497,146	1,715,265	1,589,018	1,485,822	1,779,792	1,680,215	1,821,139	
	1,443,091	2,861,539	4,338,386	5,930,505	7,524,508	9,021,654	10,736,920	12,325,937	13,811,759	15,591,551	17,271,766	19,092,905	<b>20,682,917</b>
<b>FY20</b>	1,456,365	1,556,554	1,598,661	1,579,354	1,646,252	1,766,287	1,711,347	1,745,469	1,620,412	1,544,826	1,584,665	1,559,812	
	1,456,365	3,012,919	4,611,579	6,190,933	7,837,185	9,603,473	11,314,820	13,060,289	14,680,701	16,225,526	17,810,191	19,370,004	<b>20,803,682</b>

Cash	July	August	September	October	November	December	January	February	March	April	May	June	Projected
<b>*FY23</b>	13,234,705	12,582,203	12,582,180	13,097,337	12,431,347	5,901,770	6,182,192	7,046,837	11,881,496	13,939,037	13,566,377		
													<b>11,006,015</b>
												FY22 Ending Cash	9,825,644
<b>*PI Cash</b>	1,515,037	1,501,490	1,594,129	1,524,100	1,595,985	1,515,127	1,507,227	1,572,925	1,533,786	1,711,827	1,710,193		





## Fiscal Year 2023

																	2023	2024	2025															
																	Fiscal End	Fiscal End	Fiscal End															
																	July	August	September	Quarter 1	October	November	December	Quarter 2	January	February	March	Quarter 3	April	May	June	Quarter 4	Fiscal End	
<b>Revenue</b>																																		
<i>Plan</i>																	3,707,978	814,793	2,014,249	<b>6,537,020</b>	2,082,280	1,297,627	849,962	<b>10,766,889</b>	1,982,074	2,816,564	955,397	<b>16,520,924</b>	3,248,983	1,392,079	714,480	<b>21,876,466</b>	21,876,466	21,876,466
<i>Actual</i>																	4,917,134	873,071	1,673,348	<b>7,463,553</b>	2,245,907	1,191,420	772,181	<b>11,673,061</b>	2,191,046	2,716,649	6,593,380	<b>23,174,135</b>	3,982,667	1,269,532	29,140,814	29,140,814	29,140,814	
<i>Variance over/(under)</i>																	1,209,156	58,278	(340,901)	<b>926,533</b>	163,627	(106,207)	(77,781)	<b>906,172</b>	208,972	(99,915)	5,637,983	<b>6,653,211</b>	733,684	(122,547)	7,264,348	7,264,348	7,264,348	
<i>Previous Year</i>																	4,442,492	787,767	1,782,448	<b>7,012,707</b>	1,944,995	1,125,105	723,470	<b>10,806,277</b>	2,822,885	2,564,965	777,532	<b>16,971,658</b>	3,565,481	1,285,193	782,354	<b>22,604,686</b>	22,604,686	22,604,686
<b>Property Taxes</b>																																		
<i>Plan</i>																	1,247,150	-	1,151,215	<b>2,398,365</b>	-	214,406	-	<b>2,612,771</b>	84,056	1,996,321	21,014	<b>4,714,162</b>	761,021	466,433	-	<b>5,941,616</b>	5,941,616	5,941,616
<i>Actual</i>																	1,796,543	578	889,663	<b>2,686,783</b>	-	-	-	<b>2,686,783</b>	-	1,951,233	3,342	<b>4,641,358</b>	1,467,731	-	-	<b>6,109,090</b>	6,109,090	6,109,090
<i>Variance over/(under)</i>																	549,393	578	(261,552)	<b>288,418</b>	-	(214,406)	-	<b>74,012</b>	(84,056)	(45,088)	(17,672)	<b>(72,804)</b>	706,710	(466,433)	-	<b>167,474</b>	167,474	167,474
<i>Previous Year</i>																	1,671,938	762	1,043,666	<b>2,716,366</b>	-	-	566	<b>2,716,933</b>	70,450	1,890,983	3,786	<b>4,682,151</b>	1,342,591	-	-	<b>6,024,741</b>	6,024,741	6,024,741
<b>State Funding</b>																																		
<i>Plan</i>																	753,862	776,706	753,861	<b>2,284,429</b>	728,346	773,867	773,867	<b>4,560,509</b>	797,872	797,872	750,939	<b>6,907,192</b>	742,097	720,894	657,286	<b>9,027,469</b>	9,027,469	9,027,469
<i>Actual</i>																	744,582	801,817	743,458	<b>2,289,856</b>	767,100	756,377	742,542	<b>4,555,876</b>	802,463	731,507	740,742	<b>6,830,588</b>	771,603	750,774	9,010,251	9,010,251	9,010,251	
<i>Variance over/(under)</i>																	(9,280)	25,111	(10,403)	<b>5,427</b>	38,754	(17,490)	(31,325)	<b>(4,633)</b>	4,591	(66,365)	(10,197)	<b>(76,604)</b>	29,506	29,880	(17,218)	<b>(17,218)</b>	(17,218)	(17,218)
<i>Previous Year</i>																	694,179	746,413	696,013	<b>2,136,605</b>	694,179	689,532	694,189	<b>4,214,506</b>	1,550,205	655,951	644,161	<b>7,064,823</b>	643,283	666,751	654,061	<b>9,028,917</b>	9,028,917	9,028,917
<b>Rollback</b>																																		
<i>Plan</i>																	-	-	353	<b>353</b>	156,319	266,165	-	<b>422,837</b>	-	-	-	<b>422,837</b>	265,799	113,914	-	<b>802,550</b>	802,550	802,550
<i>Actual</i>																	-	-	307	<b>307</b>	-	403,156	-	<b>403,463</b>	-	-	-	<b>403,463</b>	306	489,726	-	<b>893,496</b>	893,496	893,496
<i>Variance over/(under)</i>																	-	-	(46)	<b>(46)</b>	(156,319)	136,991	-	<b>(19,374)</b>	-	-	-	<b>(19,374)</b>	(265,493)	375,812	-	<b>90,946</b>	90,946	90,946
<i>Previous Year</i>																	-	-	307	<b>307</b>	-	404,083	-	<b>404,390</b>	-	-	-	<b>404,390</b>	307	402,840	-	<b>807,537</b>	807,537	807,537
<b>Income Tax</b>																																		
<i>Plan</i>																	1,581,823	-	-	<b>1,581,823</b>	1,111,237	-	-	<b>2,693,060</b>	1,082,249	-	-	<b>3,775,309</b>	1,459,880	-	-	<b>5,235,189</b>	5,235,189	5,235,189
<i>Actual</i>																	2,330,525	-	-	<b>2,330,525</b>	1,326,466	-	-	<b>3,656,991</b>	1,361,758	-	55	<b>5,018,804</b>	1,684,869	-	-	<b>6,703,673</b>	6,703,673	6,703,673
<i>Variance over/(under)</i>																	748,702	-	-	<b>748,702</b>	215,229	-	-	<b>963,931</b>	279,509	-	55	<b>1,243,495</b>	224,989	-	-	<b>1,468,484</b>	1,468,484	1,468,484
<i>Previous Year</i>																	1,698,446	-	-	<b>1,698,446</b>	1,046,433	-	-	<b>2,744,879</b>	1,179,589	-	-	<b>3,924,468</b>	1,558,152	-	-	<b>5,482,619</b>	5,482,619	5,482,619
<b>Local/Other</b>																																		
<i>Plan</i>																	125,143	38,087	108,820	<b>272,050</b>	86,378	43,189	76,095	<b>477,712</b>	17,897	22,371	183,444	<b>701,424</b>	20,186	90,838	57,194	<b>869,642</b>	869,642	869,642
<i>Actual</i>																	45,484	70,677	39,920	<b>156,081</b>	152,341	31,887	29,639	<b>369,947</b>	26,825	33,908	5,849,241	<b>6,279,921</b>	58,157	29,031	-	<b>6,424,304</b>	6,424,304	6,424,304
<i>Variance over/(under)</i>																	(79,659)	32,590	(68,900)	<b>(115,969)</b>	65,963	(11,302)	(46,456)	<b>(107,765)</b>	8,928	11,537	5,665,797	<b>5,578,497</b>	37,971	(61,807)	-	<b>5,554,662</b>	5,554,662	5,554,662
<i>Previous Year</i>																	377,929	40,592	42,461	<b>460,982</b>	204,383	31,490	28,714	<b>725,569</b>	22,641	18,032	129,585	<b>895,827</b>	21,148	215,603	128,293	<b>1,260,871</b>	1,260,871	1,260,871
<b>Expense</b>																																		
<i>Plan</i>																	1,548,125	1,585,624	1,606,602	<b>4,740,351</b>	1,699,714	1,715,038	1,735,894	<b>9,890,997</b>	1,953,696	1,711,563	1,631,467	<b>15,187,723</b>	1,925,298	1,872,661	1,880,833	<b>20,866,515</b>	20,866,515	20,866,515
<i>Actual</i>																	1,508,074	1,525,572	1,673,371	<b>4,707,017</b>	1,730,750	1,857,409	7,301,758	<b>15,596,935</b>	1,910,624	1,852,004	1,758,721	<b>21,118,284</b>	1,925,125	1,642,192	-	<b>26,566,434</b>	26,566,434	26,566,434
<i>Variance over/(under)</i>																	(40,051)	(60,052)	66,769	<b>(33,334)</b>	31,036	142,371	5,565,864	<b>5,705,938</b>	(43,072)	140,441	127,254	<b>5,930,561</b>	(173)	(230,469)	-	<b>5,699,919</b>	5,699,919	5,699,919
<i>Previous Year</i>																	1,591,653	1,389,498	1,455,570	<b>4,436,721</b>	1,503,545	1,649,164	1,604,339	<b>9,193,769</b>	1,898,670	1,535,370	1,582,442	<b>14,210,252</b>	1,858,215	1,809,964	1,794,459	<b>19,672,891</b>	19,672,891	19,672,891
<b>Wages</b>																																		
<i>Plan</i>																	887,231	861,136	861,136	<b>2,609,503</b>	907,999	963,028	880,483	<b>5,361,013</b>	960,132	960,132	903,654	<b>8,184,931</b>	959,114	930,049	1,017,241	<b>11,091,335</b>	11,091,335	11,091,335
<i>Actual</i>																	835,093	844,058	880,899	<b>2,560,049</b>	898,420	1,064,633	900,515	<b>5,423,617</b>	955,025	905,640	1,003,631	<b>8,287,913</b>	917,042	912,861	-	<b>11,135,057</b>	11,135,057	11,135,057
<i>Variance over/(under)</i>																	(52,138)	(17,078)	19,763	<b>(49,454)</b>	(9,579)	101,605	20,032	<b>62,604</b>	(5,107)	(54,492)	99,977	<b>102,982</b>	(42,072)	(17,188)	-	<b>43,722</b>	43,722	43,722
<i>Previous Year</i>																																		