

NO.	REVISIONS

Kimley-Horn
 © 2022 KIMLEY-HORN AND ASSOCIATES, INC.
 1615 S. CONGRESS AVE., SUITE 201, DELRAY BEACH, FL 33445
 PHONE: 561-320-2345 FAX: 561-863-8175
 WWW.KIMLEY-HORN.COM REGISTRY NO. 696

DATE: 08/11/2022
 LICENSED PROFESSIONAL ENGINEER
 JORDAN L. HAGERITY, P.E.
 SCALE: AS SHOWN
 DATE: MAY 2022
 DRAWING NO: 14039007
 KHA PROJECT


COVER ROAD DETAILS

TCA EXPANSION
 PREPARED FOR
SUMMIT CONST. GROUP
 MARTIN COUNTY

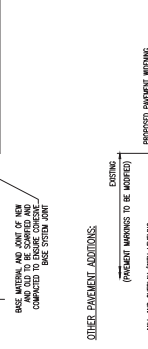
SHEET NUMBER
C-730



COVER ROAD / TURN LANE TYPICAL PAVEMENT SECTION
 1. MINIMUM 12" THICK ASPHALT PAVEMENT (12" MIN.)
 2. 1" 9'-0" TO 12'-0" ASPHALT CONCRETE (1ST LIFT)
 3. 1" 9'-0" TO 12'-0" ASPHALT CONCRETE (2ND LIFT)
 4. 1" 9'-0" TO 12'-0" ASPHALT CONCRETE (3RD LIFT)
 5. 1" 9'-0" TO 12'-0" ASPHALT CONCRETE (4TH LIFT)
 6. 1" 9'-0" TO 12'-0" ASPHALT CONCRETE (5TH LIFT)
 7. 1" 9'-0" TO 12'-0" ASPHALT CONCRETE (6TH LIFT)
 8. 1" 9'-0" TO 12'-0" ASPHALT CONCRETE (7TH LIFT)
 9. 1" 9'-0" TO 12'-0" ASPHALT CONCRETE (8TH LIFT)
 10. 1" 9'-0" TO 12'-0" ASPHALT CONCRETE (9TH LIFT)
 11. 1" 9'-0" TO 12'-0" ASPHALT CONCRETE (10TH LIFT)

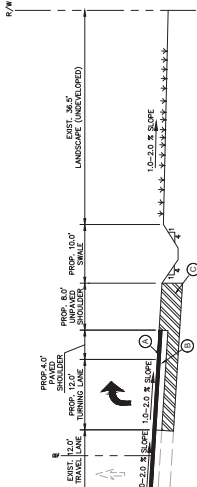


ADDITION OF A RIGHT TURN LANE OR SHOULDER
 1. MINIMUM 12" THICK ASPHALT PAVEMENT (12" MIN.)
 2. 1" 9'-0" TO 12'-0" ASPHALT CONCRETE (1ST LIFT)
 3. 1" 9'-0" TO 12'-0" ASPHALT CONCRETE (2ND LIFT)
 4. 1" 9'-0" TO 12'-0" ASPHALT CONCRETE (3RD LIFT)
 5. 1" 9'-0" TO 12'-0" ASPHALT CONCRETE (4TH LIFT)
 6. 1" 9'-0" TO 12'-0" ASPHALT CONCRETE (5TH LIFT)
 7. 1" 9'-0" TO 12'-0" ASPHALT CONCRETE (6TH LIFT)
 8. 1" 9'-0" TO 12'-0" ASPHALT CONCRETE (7TH LIFT)
 9. 1" 9'-0" TO 12'-0" ASPHALT CONCRETE (8TH LIFT)
 10. 1" 9'-0" TO 12'-0" ASPHALT CONCRETE (9TH LIFT)
 11. 1" 9'-0" TO 12'-0" ASPHALT CONCRETE (10TH LIFT)

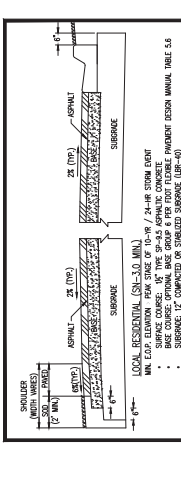


OTHER PAVEMENT ADDITIONS
 1. MINIMUM 12" THICK ASPHALT PAVEMENT (12" MIN.)
 2. 1" 9'-0" TO 12'-0" ASPHALT CONCRETE (1ST LIFT)
 3. 1" 9'-0" TO 12'-0" ASPHALT CONCRETE (2ND LIFT)
 4. 1" 9'-0" TO 12'-0" ASPHALT CONCRETE (3RD LIFT)
 5. 1" 9'-0" TO 12'-0" ASPHALT CONCRETE (4TH LIFT)
 6. 1" 9'-0" TO 12'-0" ASPHALT CONCRETE (5TH LIFT)
 7. 1" 9'-0" TO 12'-0" ASPHALT CONCRETE (6TH LIFT)
 8. 1" 9'-0" TO 12'-0" ASPHALT CONCRETE (7TH LIFT)
 9. 1" 9'-0" TO 12'-0" ASPHALT CONCRETE (8TH LIFT)
 10. 1" 9'-0" TO 12'-0" ASPHALT CONCRETE (9TH LIFT)
 11. 1" 9'-0" TO 12'-0" ASPHALT CONCRETE (10TH LIFT)

MARTIN COUNTY PUBLIC WORKS - STANDARD DETAILS
 DETAIL R-30
 DATE: 12/29/18
 PAVEMENT WORKING

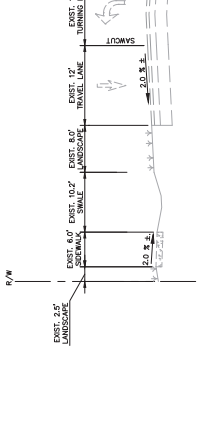


COVER ROAD TYPICAL SECTION
 SCALE: N.T.S.

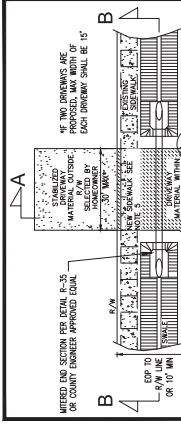


- 1. MINIMUM 12" THICK ASPHALT PAVEMENT (12" MIN.)
- 2. 1" 9'-0" TO 12'-0" ASPHALT CONCRETE (1ST LIFT)
- 3. 1" 9'-0" TO 12'-0" ASPHALT CONCRETE (2ND LIFT)
- 4. 1" 9'-0" TO 12'-0" ASPHALT CONCRETE (3RD LIFT)
- 5. 1" 9'-0" TO 12'-0" ASPHALT CONCRETE (4TH LIFT)
- 6. 1" 9'-0" TO 12'-0" ASPHALT CONCRETE (5TH LIFT)
- 7. 1" 9'-0" TO 12'-0" ASPHALT CONCRETE (6TH LIFT)
- 8. 1" 9'-0" TO 12'-0" ASPHALT CONCRETE (7TH LIFT)
- 9. 1" 9'-0" TO 12'-0" ASPHALT CONCRETE (8TH LIFT)
- 10. 1" 9'-0" TO 12'-0" ASPHALT CONCRETE (9TH LIFT)
- 11. 1" 9'-0" TO 12'-0" ASPHALT CONCRETE (10TH LIFT)

MARTIN COUNTY PUBLIC WORKS - STANDARD DETAILS
 DETAIL R-10
 DATE: 12/29/18
 FLEXIBLE PAVEMENT



RESIDENTIAL DRIVEWAY - CULVERT



- 1. MINIMUM 12" THICK ASPHALT PAVEMENT (12" MIN.)
- 2. 1" 9'-0" TO 12'-0" ASPHALT CONCRETE (1ST LIFT)
- 3. 1" 9'-0" TO 12'-0" ASPHALT CONCRETE (2ND LIFT)
- 4. 1" 9'-0" TO 12'-0" ASPHALT CONCRETE (3RD LIFT)
- 5. 1" 9'-0" TO 12'-0" ASPHALT CONCRETE (4TH LIFT)
- 6. 1" 9'-0" TO 12'-0" ASPHALT CONCRETE (5TH LIFT)
- 7. 1" 9'-0" TO 12'-0" ASPHALT CONCRETE (6TH LIFT)
- 8. 1" 9'-0" TO 12'-0" ASPHALT CONCRETE (7TH LIFT)
- 9. 1" 9'-0" TO 12'-0" ASPHALT CONCRETE (8TH LIFT)
- 10. 1" 9'-0" TO 12'-0" ASPHALT CONCRETE (9TH LIFT)
- 11. 1" 9'-0" TO 12'-0" ASPHALT CONCRETE (10TH LIFT)

MARTIN COUNTY PUBLIC WORKS - STANDARD DETAILS
 DETAIL R-9/A
 DATE: 12/29/18
 RESIDENTIAL DRIVEWAY - CULVERT