

Lyon County School District



Learning For Life

Connected Learners

Student Ownership

Discovery Learning

L

C

S

D

STATE OF THE DISTRICT

2023

TABLE OF CONTENTS

- 1 *Table of Contents*
- 2 *Welcome from LCSD
Superintendent & Board President*
- 3 *Board of Trustees & District Leadership*
- 4 *School Leadership*
- 5 *District & School Highlights*
- 6 *Lyon CSD Portrait of a Learner*
- 7 *The Four Domains*
- 8 *Enrollment & Demographics*
- 9 *Graduation Rates & WNC Jump Start*
- 10 *K - 8 District Information*
- 11 *9 - 12 District Information*
- 12 *Work Based Learning (WBL)*
- 13 *MTSS & PBIS*
- 14 *Budget Information*
- 15 *Appendix A: Strategic Plan*
- 16 *Appendix B: Student Bill of Rights*
- 17, 18 *Appendix C: Mandated Assessments*



Welcome



On behalf of the Lyon County School District Board of Trustees and District Leadership Team, it is with great pleasure that President Phil Cowee and I present the 2023 State of the District Report. This annual report is designed to give stakeholders a review of District highlights, operations, initiatives, and results. In addition, this document represents our commitment to our amazing students and families as we strive for continuous improvement towards a world class education in our global economy.

Lyon County School District (LCSD), with over 9,000 students and 1,100 staff members is the fourth largest school district in Nevada and the largest employer in Lyon County. LCSD is comprised of 18 schools in 5 unique attendance areas including Dayton, Fernley, Silver Springs, Smith Valley, and Yerington. LCSD also includes LyOnline, which is a full-distance education option for students. Each school boasts highly qualified, dedicated, and caring instructional leaders and staff who work tirelessly to ensure the learning goals of each student are realized. We are very excited to introduce our newly developed Portrait of a Learner which embodies the learning journey in the LCSD through four domains and multiple competencies. The District motto of "Every Student... Every Classroom... Every Day" comes to life when you step into our schools and see students engaged in rigorous, real-life learning opportunities within the domains of "Learning for Life", "Connected Learners", "Student Ownership", and "Discovery Learning". **LCSD** is student focused and committed to their success.

We invite all families, citizens, and community leaders to visit our schools and participate in the education of our students. We know that our students will achieve their learning goals and life-long dreams through the collective work of all the adults in Lyon County and the great state of Nevada.



Lyon CSD Superintendent
Wayne Workman

Board President
Phil Cowee

Phil Cowee
District II - Dayton
Board President



Bridget Peterson
District VI - Dayton
Board Clerk



Lyon County School District

Darin Farr
District II - Fernley



Tom Hendrix
District IV - Silver Springs



Neal E. McIntyre II
District VII - Fernley



Sherry Parsons
District I - Fernley



Holly Villines
District V - Mason & Smith Valley



Board of Trustees



Harman Bains
Executive Director
Operations



Marva Clevon
Executive Director
Special Services



Jim Gianotti
Executive Director
Educational Services

District Leadership



Dawn Huckaby
Executive Director
Human Resources



Tim Logan
Deputy
Superintendent



Heather Moyle
Executive Director
Educational Services



Wayne Workman
Superintendent

School Leadership



Virginia Richardson
Principal
Cottonwood
Elementary School
K-4



Chase Woodford
Principal
Dayton
Elementary School
K-6



Billiejo Hogan
Principal
East Valley
Elementary School
K-4



Jamie Henderson
Principal
Fernley
Elementary School
K-4



Rachel Kuhn
Principal
Riverview
Elementary School
K-6



Erin Korf
Principal
Silver Stage
Elementary School
K-4



Mike Walker
Principal
Sutro
Elementary School
K-6



Shannon Coombs
Principal
Yerington
Elementary School
K-4



Kevin Kranjec
Principal
Dayton
Intermediate School
7-8



Blake Cooper
Principal
Fernley
Intermediate School
5-6



Steve Henderson
Principal
Silverland
Middle School
7-8



Amber Taylor
Principal
Silver Stage
Middle School
5-8



Chrissy Haas
Principal
Yerington
Intermediate School
5-8



Julie Bumgardner
Principal
Dayton High School
9-12



Ryan Cross
Principal
Fernley High School
9-12



Patrick Peters
Principal
Silver Stage
High School
9-12



Duane Mattice
Principal
Smith Valley School
K-12



Kathy Bomba-Edgerton
Principal
Yerington
High School
9-12



District & School Highlights



NASB

Nevada Association of School Boards

Nevada Association of School Boards (NASB)
District Administrator of the Year -
Marva Clevon

Awards and recognition at the National FFA Convention



2022 Scholastic Art Awards

- 1 Gold Key
- 1 Silver Key
- 7 Honorable Mention

State Titles

- Fernley High School Softball
- FHS: 3A Shot Put - Boys
- FHS: 3A Discus - Boys
- FHS: 3A Discus - Girls
- YHS: 2A 800 Meter Run - Boys
- YHS: 2A 1600 Meter Run - Boys
- YHS: 2A 3200 Meter Run - Boys
- YHS: 2A 1600 Meter Relay - Boys
- YHS: 2A 126 lbs Wrestling - Boys




Division Titles

- 3A: Fernley High School Softball
- 2A: Yerington High School Baseball
- 2A: Yerington High School Softball
- FHS: 3A Shot Put - Boys
- FHS: 3A Discus - Boys
- FHS: 3A Discus - Girls
- YHS: 2A 800 Meter Run - Boys
- YHS: 2A 1600 Meter Run - Boys
- YHS: 2A 3200 Meter Run - Boys
- YHS: 2A 300 Meter Hurdles - Boys
- YHS: 2A 1600 Meter Relay - Boys
- YHS: 2A Shot Put - Girls
- YHS: 2A Discus - Girls
- SVS: 1A 100 Meter Dash - Boys
- SVS: 1A Pole Vault - Boys
- 3A: Dayton High School Volleyball
- 2A: Yerington High School Volleyball
- 1A: Smith Valley High School Volleyball
- 3A: Fernley High School Basketball -Girls
- FHS: 3A 175 lbs Wrestling - Boys
- YHS: 2A 285 lbs Wrestling - Boys
- FHS: 100 lbs Wrestling - Girls
- FHS: 107 lbs Wrestling - Girls



Almost two hundred Lyon County students have received an Associate's Degree in addition to a high school diploma thanks to the incredible dual enrollment partnership. (See WNC Jump Start)

Lyon County School District's Grow Your Own (GYO) Program has transitioned over 20 Lyon CSD employees that are now employed as teachers within our schools.



Portrait of a Learner

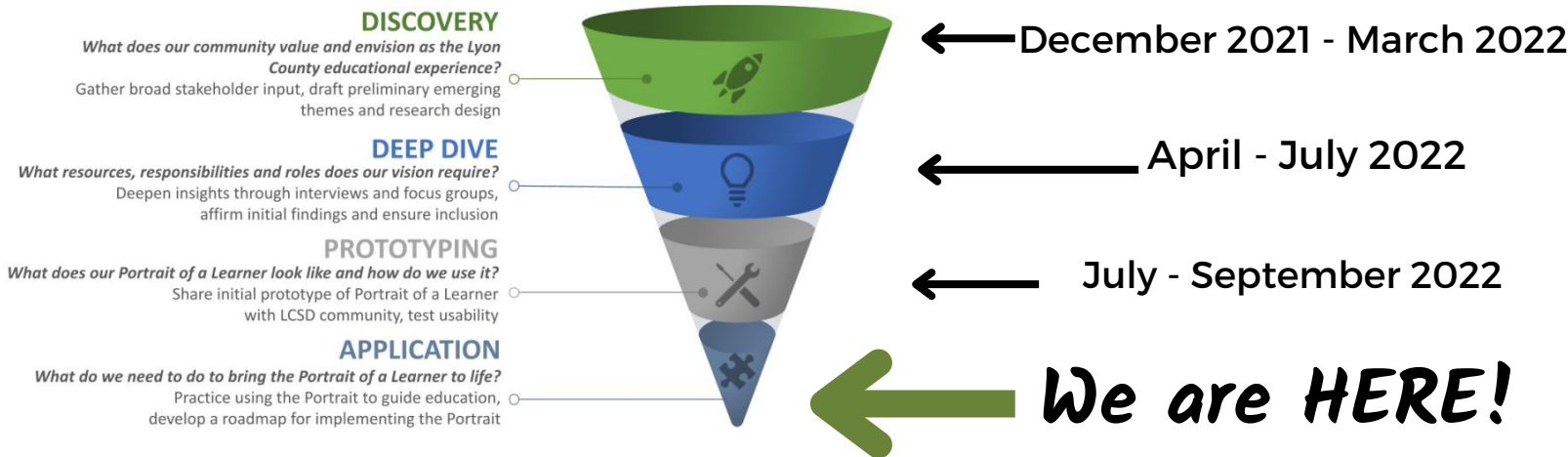
The four domains:

- *Learning for Life*
- *Connected Learners*
- *Student Ownership*
- *Discovery Learning*



A little history on our journey...

LCSD Portrait of a Learner Process



Each domain has...

A Student Success Statement & Three Competencies

The Four Domains



"I am building the skills to be a lifelong learner."

Perseverance - Application - Future Focus

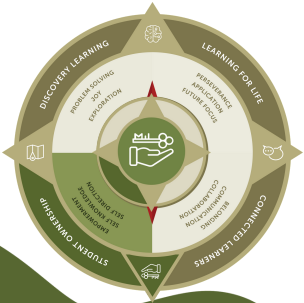
- Students expressed a strong desire to connect knowledge and skills learned in the classroom to life beyond the school and experiences that prepare them for the real-world, including career exposure.
- This domain not only seeks to better support students with their understanding of life as learners past their time in Lyon CSD schools, but also to connect their in-school learning with their lives outside of school, including their day-to-day hobbies, talents, skills and interests.



"I am learning through my relationships with others."

Belonging - Communication - Collaboration

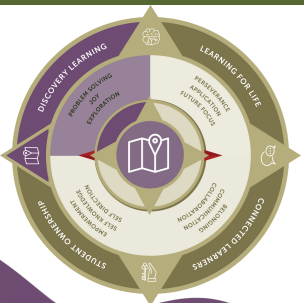
- One of the strengths of the Lyon County community is the relationships that are fostered in schools, and how meaningful and impactful it is when students feel cared for, work in collaboration with each other and with LCSD staff, and feel connected to their community.
- This domain captures students' sense of belonging in their schools, building relationships with peers and staff and building strong skills in communicating across lines of difference and are actively working in the community.



"I am empowered to own my learning."

Empowerment - Self Knowledge - Self Direction

- In developing this domain, we considered the idea of agency, and how agency is demonstrated in learning. Students who felt strongest in their learning had a sense of understanding of how they learn at a metacognitive level and expressed their use of self-awareness strategies to improve their skill-building and knowledge and guide their own learning journeys.
- This domain portrays students in the driver's seat of their learning. It's important that students have a sense of ownership and an understanding that they have choices they can make.



"My learning journey helps me discover new things."

Problem Solving - Joy - Exploration

- Students mentioned wanting to bring more of themselves into their learning, including applying their creativity, and exploring their interests.
- This domain seeks to incorporate multiple pathways for students to learn, hands-on learning opportunities, problem-solving and critical thinking skills, as well as joy, choice and love of learning through exploration and self-awareness.

Enrollment and Demographics

Student Enrollment

9128*

**Numbers as of October 2022*

White: 60.63%
Hispanic: 27.73%
Asian: 1.13%
American Indian/Alaskan Native: 3.08%
Black: 0.85%
Pacific Islander: 0.68%
Two or more races: 5.89%
IEP: 13.92% EL 5.81% FRL 43.72%

More Info Available At:

Nevada Report Card
<http://nevadareportcard.nv.gov>



Total Full-Time Employees: ca. 1100
Total Certified Employees: 535

*Lyon County School District is the
largest employer in Lyon County!*



*Small Towns
Big Hearts* ♥

Graduation Rates

	<i>Lyon</i>	<i>State</i>	<i>Dayton</i>	<i>Fernley</i>	<i>Silver Stage</i>	<i>Smith</i>	<i>Yerington</i>
21-22	84.57	81.7	85.89	84.35	91.78	100	86.46
20-21	87.82	81.31	89.86	84.62	90.54	100	90.11
19-20	86.58	82.60	83.36	86.19	95.45	85.71	85.29
18-19	86.46	84.11	83.33	90.13	84.06	100	87.34
17-18	84.76	83.17	83.02	88.51	91.67	100	82.22

Western Nevada College Jump Start

Western Nevada College (WNC) and Lyon County School District have developed a strong partnership that allows high school juniors and seniors to obtain college credit through dual enrollment courses. These courses count for both high school and college credit. Students who are able to maintain this rigorous schedule are able to obtain an Associate's Degree and a high school diploma.

252 Lyon County students are enrolled for 2022-23 school year in Dual Enrollment, Fast Track and Jump Start.

2021-22: 11th and 12th Grade Jump Start, 204 Students

89% success A-C, 94.4% success A-D

2020-21: 11th and 12th grade Jump Start, 235 students

92% success A-C, 96.5% success A-D

Almost two hundred Lyon County students have received an Associate's Degree in addition to a high school diploma thanks to the incredible dual enrollment partnership.

Students who graduated with an Associate's Degree:

2021-22: 36

2020-21: 41

2019-20: 30

2018-19: 48

2017-18: 23

K-8 District Information

Spring 2022

Nevada Criterion Reference Test Exam Smarter Balanced Assessment System (SBAC)



Measures of Academic Progress (MAP)

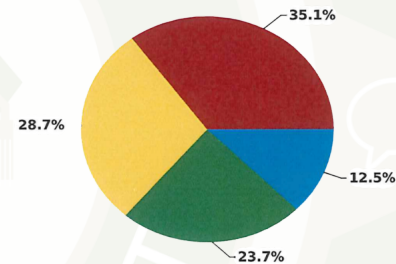
English Language Arts (ELA)
 LCSD Elementary 36.2%, LCSD Middle 31.9%
 State Elementary 44.1%, State Middle 45.1%

Mathematics
 LCSD Elementary 33%, LCSD Middle 19.3%
 State Elementary 36%, State Middle 25.6%

The report below shows students' projected performance on the state assessment (SBAC) based on the Northwest Evaluation Association (NWEA) MAP scores. This alignment was done through the linking study between MAP and SBAC. Performance categories are defined by the state and are specific to each state.

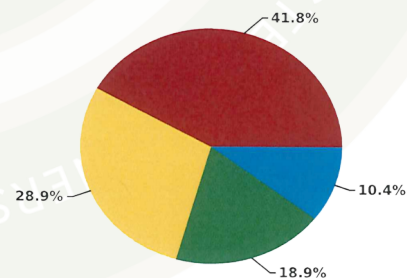
Language Arts: Reading

Grade	Student Count	Minimal Understanding		Partial Understanding		Proficient		Advanced	
		Count	Percent	Count	Percent	Count	Percent	Count	Percent
2	655	274	41.8%	195	29.8%	99	15.1%	87	13.3%
3	684	290	42.4%	170	24.9%	121	17.7%	103	15.1%
4	610	288	47.2%	138	22.6%	105	17.2%	79	13.0%
5	686	213	31.0%	165	24.1%	199	29.0%	109	15.9%
6	670	161	24.0%	232	34.6%	202	30.1%	75	11.2%
7	633	201	31.8%	210	33.2%	177	28.0%	45	7.1%
8	668	188	28.1%	211	31.6%	189	28.3%	80	12.0%
Total	4606	1615	35.1%	1321	28.7%	1092	23.7%	578	12.5%



Mathematics

Grade	Student Count	Minimal Understanding		Partial Understanding		Proficient		Advanced	
		Count	Percent	Count	Percent	Count	Percent	Count	Percent
2	656	251	38.3%	178	27.1%	146	22.3%	81	12.3%
3	683	276	40.4%	141	20.6%	186	27.2%	80	11.7%
4	610	260	42.6%	207	33.9%	104	17.0%	39	6.4%
5	685	304	44.4%	197	28.8%	96	14.0%	88	12.8%
6	674	251	37.2%	207	30.7%	128	19.0%	88	13.1%
7	646	266	41.2%	221	34.2%	109	16.9%	50	7.7%
8	667	324	48.6%	183	27.4%	104	15.6%	56	8.4%
Total	4621	1932	41.8%	1334	28.9%	873	18.9%	482	10.4%



[Click here for the MAP - SBAC linking study or scan the QR code:](#)



9-12 District Information


Average ACT Scores Composite Score

2022: 16.4
 2021: 16.3
 2020: 17.1
 2019: 17.6
 2018: 17.7

Career and Technical Education (CTE)

Certificate Award Rate:
 115 Students Eligible
 53 Student Certificates Awarded
 40% Certificate Award Rate

Workplace Readiness Rate:
 159 Students Eligible
 110 Student Passed
 65% Certificate Award Rate





LYON COUNTY SCHOOL DISTRICT

WORK BASED LEARNING

Work-Based Learning (WBL) allows students to learn about work/careers and is an educational strategy that offers students the opportunity to connect classroom learning to authentic business/industry experiences. Work-Based Learning in Nevada is described as a continuum of experiences (K-12) that help prepare students for postsecondary education and careers.

The employers young people know about



Coffee shop

The employers young people don't know about



Coffee shop
Lighting company
Coffee supplier
Interior designer
Furniture maker
Graphic designer
Pastry supplier
Cleaning company
Property company

What would WBL look like at the elementary level?

Work-Based Learning in Elementary focuses on raising students' awareness regarding career options. WBL Activities may include, guest speakers, workplace tours/field trips, or career days/chats.

What does WBL look like at the middle school level?

Work-based Learning in Middle School continues to build on the student's awareness but also begins to include exploration. WBL Activities in Middle School may include guest speakers, field trips/workplace visits, project-based learning, career days, stem festivals, job shadowing, mock interviews, simulated workplace, student-based enterprises, or supervised agricultural experiences.

What does WBL look like at the high school level?

As students move into High School they move from exploration and awareness to practicum. WBL Activities in High School may include, career chats/fairs, job shadowing, mock interviews, paid/unpaid internships, supervised agricultural experiences, simulated workplace, student-based enterprise, work experience, clinicals, or youth apprenticeships.



MTSS (Multi-Tiered System of Support) & PBIS

(Positive Behavioral Interventions and Supports)

All LCSD schools participate in MTSS and PBIS practices. Over the last few years, multiple schools and LCSD have been recognized for continued success with MTSS and PBIS implementation.

2019-2020 Awards 2020-2021 Awards 2021-2022 Awards

Nailed It Award
Lyon County School District

Platinum Award
Silver Stage Elementary School

Gold Award
Dayton Elementary School
Silver Stage Middle School



Multi-Tiered Framework

MTSS is a data-driven, problem-solving framework to improve outcomes for all students. MTSS relies on a continuum of evidence-based practices matched to student needs. PBIS is an example of MTSS centered on social behavior.

Three Tiers of Support

MTSS emerged as a framework from the work conducted in public health emphasizing three tiers of prevention. Schools apply this model as a way to align to academic, behavioral, social, and emotional supports to improve education for all students.

Tier 1: Universal Prevention

Tier 1 supports serve as the foundation for behavior and academics. Schools provide these universal supports to all students.

Tier 2: Targeted Prevention

This level of support focuses on improving specific skill deficits students have. Schools often provide Tier 2 supports to groups of students with similar targeted needs.

Tier 3: Intensive, Individualized Prevention

Tier 3 supports are the most intensive supports the school offers. At this level, schools typically rely on formal assessments to determine a student's need and to develop an individualized support plan.

Nailed It Award
Lyon County School District

Platinum Award
Silver Stage Elementary School
Yerington Elementary School
Silver Stage Middle School

Gold Award
Riverview Elementary School
Fernley Elementary School
Dayton High School

Bronze Award
Yerington High School
Silverland Middle School

Platinum Award
Dayton High School
East Valley Elementary School

Gold Award
Riverview Elementary School
Silver Stage Middle School

Bronze Award
Silver Stage Elementary School
Yerington Elementary School



<https://www.pbis.org/pbis/tiered-framework>

Budget Information



General Fund Budgeted Revenue

Local*	>1% (0.05%)	\$41,000
State	99.59%	\$82,696,093
Federal	>1% (0.36%)	\$300,000
Total		\$83,037,093

*Under new Pupil Centered Public Funding Plan (PCFP)
most Local Revenue flows through the State.

General Fund Budgeted Expenditures

Salaries/Wages	58.98%	\$50,537,888
Benefits	23.6%	\$20,224,429
Services, Supplies & Other	17.42%	\$14,925,365
Total		\$85,687,682



Appendix A: Strategic Plan

Lyon County School District 5 Year Strategic Plan

[Click here](#) or scan the QR code to see our Strategic Plan.



Portrait of a Learner

A key part of our Strategic Plan is the development of our Portrait of a Learner - a guiding compass for education in the Lyon County School District.



Learning For Life

L



Connected Learners

C




Student Ownership

S

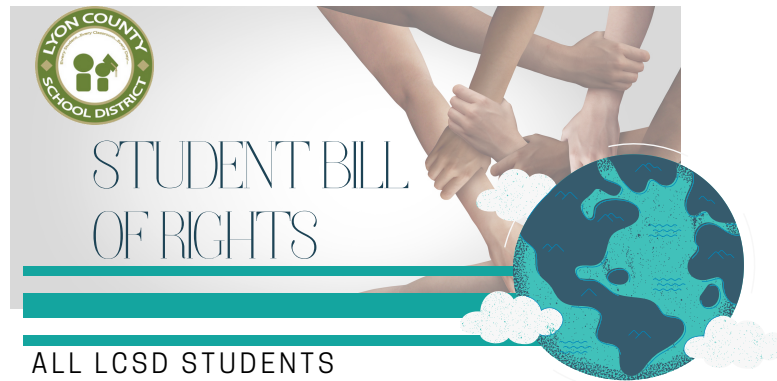


Discovery Learning

D



Appendix B: Student Bill of Rights



ALL LCSD STUDENTS

HAVE THE RIGHT TO:

A positive, safe and respectful

LEARNING ENVIRONMENT.

Highly qualified staff

WHO OFFER THEIR BEST EVERY DAY.

Our patience & nonjudgmental guidance

AS THEY LEARN TO NAVIGATE THIS CONFUSING WORLD.

Make mistakes,
UNDERSTAND WHY IT WAS A MISTAKE AND THE OPPORTUNITY TO LEARN FROM THOSE MISTAKES.

Motivating adults

WHO BELIEVE IN THEIR INDIVIDUAL DREAMS AND ARE COMMITTED TO HELPING THEM FULFILL THOSE DREAMS.

Caring adults
WHO SUPPORT AND RESPECT THEM FOR WHO THEY ARE INDIVIDUALLY.

An equitable & diverse education

WITH THE APPROPRIATE RESOURCES TO BE SUCCESSFUL.

Engage
AS INCLUSIVE MEMBERS OF THEIR SCHOOL AND COMMUNITY.

Be heard & have a voice

IN ALL ASPECTS OF THEIR EDUCATION.

Understand existing rules,
THE PURPOSE OF THOSE RULES AND THE OPPORTUNITY TO EXPRESS CONCERNS WITH PERCEIVED INEQUITIES.

Be open, honest & express themselves

IN A RESPECTFUL MANNER.

Authentic, real world learning opportunities

THAT WILL PREPARE THEM FOR THEIR FUTURE.



For Reference:

LCSD Board Policy AD: Equitable Access to Education



Appendix C: Mandated Assessments

Lyon County School District

25 East Goldfield Avenue ♦ Yerington, NV 89447

Lyon County School District Assessment Information for Parents/Guardians

The Nevada Department of Education Testing Program consists of different state prescribed tests. All students enrolled in public schools, at a grade level where a mandated test is administered statewide, will participate in test administration per

[Nevada Revised Statute](#) (NRS 390).



[Click here](#) or scan the QR code for NRS 390.

Federal and state requirements have been aligned so that all students must participate fully and meaningfully in the state assessments. Students with disabilities and students classified as English Learners (EL) must also participate and may use accommodations and/or designated supports, as appropriate.

Source	Assessment	K	1	2	3	4	5	6	7	8	9	10	11	12
State	BRIGANCE Early Childhood Screen III	✓												
State	Measure of Academic Progress (MAP) in Reading (for Read by Grade 3)	✓	✓	✓	✓	✓	✓	✓	✓	✓	✓	✓	✓	✓
State	Smarter Summative Assessments (Smarter Balanced) in reading and mathematics				✓	✓	✓	✓	✓	✓				
State	Nevada Science Assessments						✓			✓		✓		
State	College and Career Readiness Assessment (ACT with Writing)												✓	
State	Nevada Alternative Assessment (NAA) <small><1% of Students with Special Needs</small>				✓	✓	✓	✓	✓	✓			✓	
State	English Language Proficiency Assessment (ELPA-WIDA) <small>Students Learning English as a Second Language</small>	✓	✓	✓	✓	✓	✓	✓	✓	✓	✓	✓	✓	✓
State	Career and Technical Education (CTE) Assessments <small>Based on CTE Enrollment</small>												✓	✓
Federal	National Assessment of Educational Progress (NAEP) (as selected)					✓				✓			✓	
State	Nevada End of Course Finals in Math and English Language Arts <small>Enrollment in Math 1, Math 2, and 10th grade English</small>									✓	✓	✓	✓	✓
State	Advanced Placement <small>AP course enrollment</small>												✓	✓

Local Assessments are used for student progress monitoring and are typically used in the classroom and/or school level. Results are provided from the vendor (MAP) and are sent to the parent/guardian shortly after the test administration session. School and classroom assessment results are shared with parents via parent conferencing and/or through class assignment review.

- Measure of Academic Progress (MAP) in reading and mathematics students in Kindergarten through 12th grade (two to three times per year)*
- Measure of Academic Progress (MAP) in science for all students in grades 4-9.
- School site common assessments
- Classroom assessments

*Optional at the high school level

Source	Assessment	PK	K	1	2	3	4	5	6	7	8	9	10	11	12
Local	Measure of Academic Progress (MAP) in Reading and Math		✓	✓	✓	✓	✓	✓	✓	✓	✓	✓	✓	✓	✓
Local	Measure of Academic Progress (MAP) in Science							✓	✓	✓	✓	✓			
Local	School site common assessments		As utilized by schools and departments												
Local	Classroom Assessments		As utilized by the classroom teacher												
Local	Formative Interim assessments identified by the site Data Based Decision Making team		As utilized by schools for school improvement and progress monitoring												

The listed local assessments comprise a balanced system of summative, formative, and interim assessments. The data provide information to parents, students, and teachers to help inform decisions about student learning and progress.



Lyon County School District



LYON COUNTY SCHOOL DISTRICT

(775) 463-6800

communications@lyoncsd.org

www.lyoncsd.org

