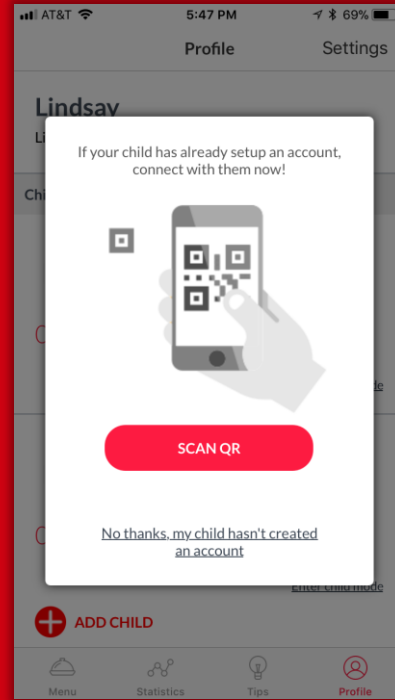


Parent App Setup



Available as a free download on the App Store or Google Play Store, just search "So Happy"

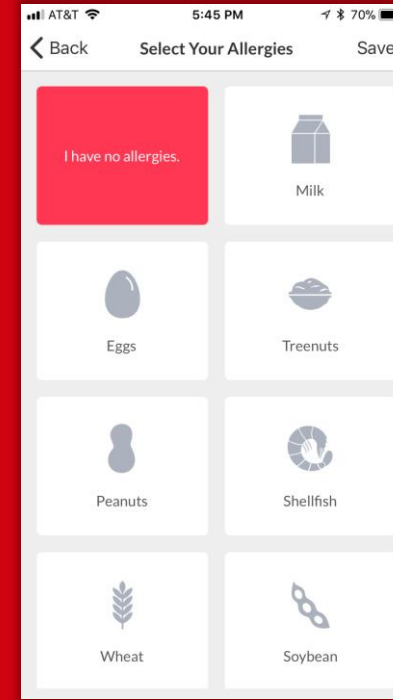
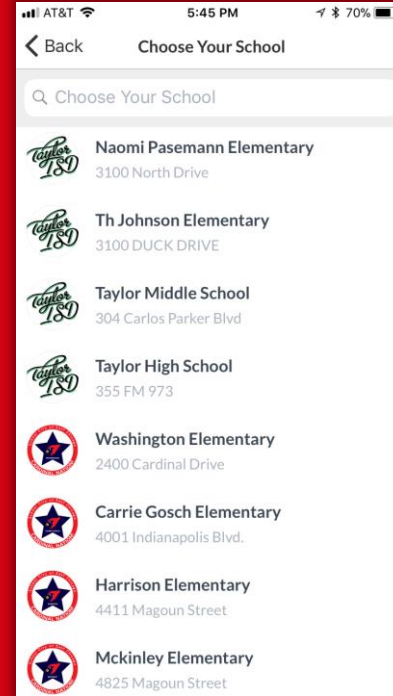
Select your child's school. You can use the search bar to search by the name of the school.



Syncing accounts will allow students and parents to share meal choices and a daily activity recap:

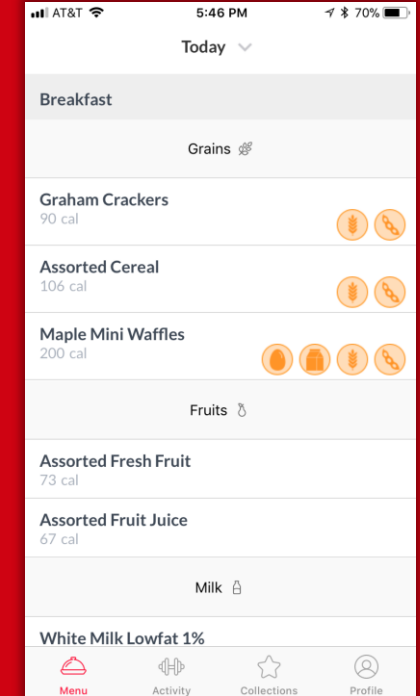
1. If your student downloaded the app, they'll have a QR code under the "Profile" tab on their app. Choose "Scan QR" to link the accounts.
2. Choose "My child hasn't created an account" to skip this syncing step.

Note: If you choose not to sync to your child's account, you'll need to setup a basic profile for them on your app after the "Select Your Allergens" step.



Select any allergens your child may have and click "save".

View what's on the menu today in your child's cafeteria. Check out the menu items - including calories, nutritional information and allergens!



Enjoy!

