



Chromebook 3100 Visual Guide


The following article provides a visual guide to your Chromebook 3100 Computer and lists the external ports and features of your PC.

i Note: For a more detailed description about each location, please go to the system manuals at www.dell.com/support ([//www.dell.com/support/Home](http://www.dell.com/support/Home))

Table of Contents:

1. [Front View](#)
 2. [Top View](#)
 3. [Bottom View](#)
 4. [Left Hand Side View](#)
 5. [Right Hand Side View](#)
 6. [AC Adapter View](#)
 7. [Additional Info:](#)
-

Front View



(Fig.1 Front View)

1	Camera	2	Camera Status LED
3	Microphone	4	Display Panel

[Back to Top](#)

Top View




(Fig.2 Top view)

- | | | | |
|---|--------------|---|----------|
| 1 | Power Button | 2 | Keyboard |
| 3 | Touchpad | | |

[Back to Top](#)

Bottom View




(Fig.3 Bottom View)

1 Service Tag Label 2 Speakers

[Back to Top](#)

Left Hand Side View




(Fig.4 Left Hand Side View)

- 1 Power/Battery Status LED
- 2 USB Type-C connector w/Power Delivery
- 3 USB 3.1 Gen1 connector
- 4 Headset connector

[Back to Top](#)

Right Hand Side View



(Fig.5 Right Hand Side View)

- 1 USB 3.1 Gen1 connector (Optional)
- 2 USB Type-C connector w/Power Delivery (Optional)
- 3 Wedge-Shaped lock slot

[Back to Top](#)

AC Adapter View



(Fig.6 65W Type-C AC Adapter)

Type 65W Type-C Series	Description
Input Voltage	100 VAC to 240 VAC
Output Current	20V/3.25A (Continuous) 15V/3A (Continuous) 9.0V/3A (Continuous) 5.0V/3A (Continuous)
Output Power	65 W
Output Voltage	20 VDC / 15 VDC / 9 VDC / 5 VDC

[Back to Top](#)

Additional Info:

- [Dell Chromebook 3100 Service Manual](https://www.dell.com/support/manuals/chromebook-11-3100-laptop/chrome_3100_sm/) (https://www.dell.com/support/manuals/chromebook-11-3100-laptop/chrome_3100_sm/)

[Back to Top](#)

Article ID: SLN316679

Last Date Modified: 04/05/2019 02:38 AM

Cookie Consent