

ISSUER COMMENT

5 June 2020

RATING

General Obligation (or GO Related) ¹

Aa2 No Outlook

Contacts

Enrique Cavazos +1.212.553.1976
Associate Lead Analyst
enrique.cavazos@moody's.com

Thomas Jacobs +1.212.553.0131
Senior Vice President/Manager
thomas.jacobs@moody's.com

CLIENT SERVICES

Americas 1-212-553-1653
Asia Pacific 852-3551-3077
Japan 81-3-5408-4100
EMEA 44-20-7772-5454

Millbrook Central School District, NY

Annual Comment on Millbrook CSD

Issuer Profile

Millbrook Central School District is located in Dutchess County in the Hudson Valley region of southeastern New York, approximately 95 miles north of New York City. The county has a population of 293,894 and a moderate population density of 367 people per square mile. The county's median family income is \$97,249 (1st quartile) and the March 2020 unemployment rate was 4% (3rd quartile) ². The largest industry sectors that drive the local economy are health services, retail trade, and local government.

We regard the coronavirus outbreak as a social risk under our environmental, social and governance framework, given the substantial implications for public health and safety and the economy. We do not see any material immediate credit risks for Millbrook CSD. However, the situation surrounding coronavirus is rapidly evolving and the longer term impact will depend on both the severity and duration of the crisis. If our view of the credit quality of Millbrook CSD changes, we will update our opinion at that time.

Credit Overview

Millbrook CSD has a very high quality credit position, and its Aa2 rating is slightly stronger than the US school districts median of Aa3. The notable credit factors include a very strong wealth and income profile, a solid tax base and a robust financial position. It also reflects a manageable debt burden and a moderate pension liability.

Economy and Tax Base: Overall, the district's economy and tax base are very healthy and are in line with the Aa2 rating assigned. The full value per capita (\$198,030) is much stronger than the US median, and remained stable from 2015 to 2019. Additionally, the median family income is a robust 151.4% of the US level. Finally, Millbrook CSD's total full value (\$1.6 billion) is consistent with other Moody's-rated school districts nationwide.

The coronavirus is driving an unprecedented economic slowdown. We currently forecast US GDP to decline significantly during 2020 with a gradual recovery commencing toward the end of the year. Local governments with the highest exposure to the tourism, healthcare, consumer, oil and gas and international trade sectors could suffer particularly severe impacts.

Finances: Overall, the district has a solid financial position, which is only slightly unfavorable when compared to its Aa2 rating. The fund balance as a percent of operating revenues (12.7%) is under the US median, despite growing materially between 2015 and 2019. However, the cash balance as a percent of operating revenues (33.2%) is slightly above the US median, and also increased from 2015 to 2019.

Debt and Pensions: The debt and pension burdens of Millbrook CSD are manageable overall and are relatively consistent with respect to the district's Aa2 rating. The net direct debt to full value (1.2%) is slightly below the US median, and fell modestly between 2015 and 2019. Moreover, the Moody's-adjusted net pension liability to operating revenues (1.4x) is roughly equivalent to the US median. The majority of New York school districts receive state building aid reimbursements for approved capital spending which can be used to help offset debt costs.

Management and Governance: New York school districts have an institutional framework score ³ of "A", which is moderate. New York School Districts operate within a state-imposed property tax cap, which limits their ability to increase their operating levy by the lesser of 2% or CPI. This cap cannot be overridden at the local level, but can be overridden with 60% voter approval. Unpredictable revenue fluctuations tend to be low, or less than 5% annually. Across the sector, fixed and mandated costs are generally greater than 25% of expenditures. New York State has the additional constraint of the Triborough Amendment, which limits the ability to cut expenditures. Unpredictable expenditure fluctuations tend to be moderate, or between 5-10% annually.

Sector Trends - New York School Districts

We expect New York's economic expansion and local government tax base growth to continue over the medium term despite the shutdown of non-essential businesses across the state in response to the coronavirus outbreak. Growth will, however, vary significantly by region and may pause depending on the duration of the shutdown and how long it takes for economic activity to return to normal or near-normal. School districts continue to be constrained by the statewide property tax cap, but most are able to maintain balanced operations, in part due to favorable state aid trends and keeping expense growth in check. Currently, the State budget calls for flat state aid for fiscal 2020-2021, however aid to school districts may change based on declines in state revenues and the amount of assistance the state receives from the federal government. Enrollment is generally declining, although there are modest increases in some areas. Charter schools have not created pressure in New York. Pension liabilities are not a pressure for New York schools due to the well-funded nature of the state run plan. Although the decline in the market will put pressure on pension expenses over the next three to five years. OPEB liabilities across the state are generally higher than the national average. However, total unfunded liabilities are only slightly above average.

This publication does not announce a credit rating action. For any credit ratings referenced in this publication, please see the ratings tab on the issuer/entity page on www.moody's.com for the most updated credit rating action information and rating history.

EXHIBIT 1

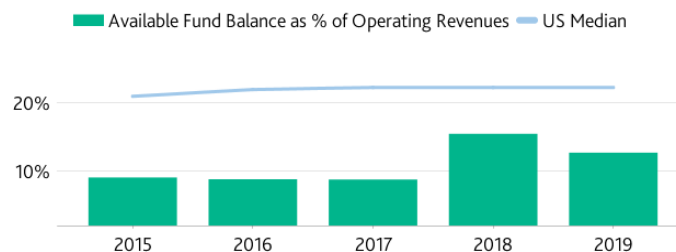
Key Indicators ^{4.5} Millbrook CSD

	2015	2016	2017	2018	2019	US Median	Credit Trend
Economy / Tax Base							
Total Full Value	\$1,573M	\$1,572M	\$1,583M	\$1,579M	\$1,585M	\$1,919M	Stable
Full Value Per Capita	\$202,155	\$201,579	\$197,716	\$197,242	\$198,030	\$87,328	Stable
Median Family Income (% of US Median)	154%	163%	151%	151%	151%	101%	Stable
Finances							
Available Fund Balance as % of Operating Revenues	9.0%	8.8%	8.7%	15.5%	12.7%	22.3%	Stable
Net Cash Balance as % of Operating Revenues	26.2%	29.2%	29.5%	31.5%	33.2%	27.2%	Improved
Debt / Pensions							
Net Direct Debt / Full Value	1.5%	1.5%	1.4%	1.3%	1.2%	1.6%	Stable
Net Direct Debt / Operating Revenues	0.89x	0.84x	0.78x	0.71x	0.66x	0.73x	Stable
Moody's-adjusted Net Pension Liability (3-yr average) to Full Value	2.2%	1.8%	2.1%	2.3%	2.5%	3.3%	Stable
Moody's-adjusted Net Pension Liability (3-yr average) to Operating Revenues	1.28x	1.03x	1.21x	1.30x	1.37x	1.48x	Stable
	2015	2016	2017	2018	2019	US Median	
Debt and Financial Data							
Population	7,785	7,801	8,007	8,007	8,007	N/A	
Available Fund Balance (\$000s)	\$2,442	\$2,380	\$2,421	\$4,406	\$3,677	\$9,391	
Net Cash Balance (\$000s)	\$7,084	\$7,909	\$8,169	\$8,969	\$9,629	\$11,164	
Operating Revenues (\$000s)	\$27,025	\$27,128	\$27,718	\$28,472	\$28,968	\$42,583	
Net Direct Debt (\$000s)	\$24,132	\$22,913	\$21,644	\$20,226	\$19,121	\$29,872	
Moody's Adjusted Net Pension Liability (3-yr average) (\$000s)	\$34,628	\$28,046	\$33,461	\$36,988	\$39,598	\$62,410	

Source: Moody's Investors Service

EXHIBIT 2

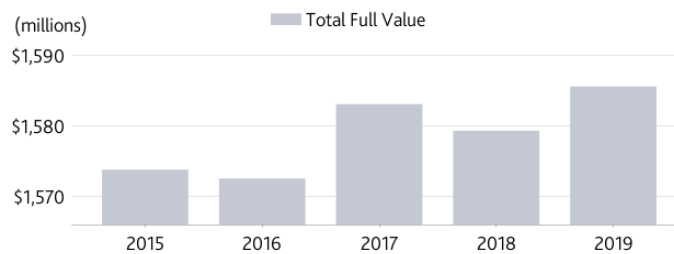
Available fund balance as a percent of operating revenues increased from 2015 to 2019



Source: Issuer financial statements; Moody's Investors Service

EXHIBIT 3

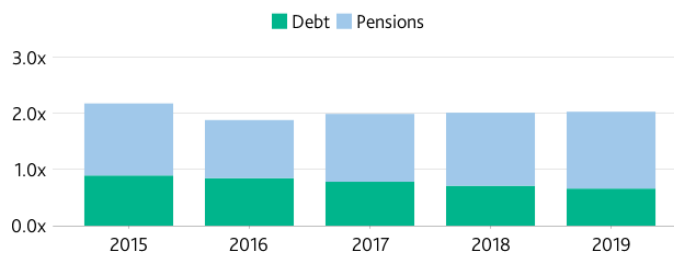
Full value of the property tax base increased from 2015 to 2019



Source: Issuer financial statements; Government data sources; Offering statements; Moody's Investors Service

EXHIBIT 4

Moody's-adjusted net pension liability to operating revenues increased from 2015 to 2019



Source: Issuer financial statements; Government data sources; Offering statements; Moody's Investors Service

Endnotes

- The rating referenced in this report is the issuer's General Obligation (GO) rating or its highest public rating that is GO-related. A GO bond is generally backed by the full faith and credit pledge and total taxing power of the issuer. GO-related securities include general obligation limited tax, annual appropriation, lease revenue, non-ad valorem, and moral obligation debt. The referenced ratings reflect the government's underlying credit quality without regard to state guarantees, enhancement programs or bond insurance.
 - The demographic data presented, including population, population density, per capita personal income and unemployment rate are derived from the most recently available US government databases. Population, population density and per capita personal income come from the American Community Survey while the unemployment rate comes from the Bureau of Labor Statistics.
- The largest industry sectors are derived from the Bureau of Economic Analysis. Moody's allocated the per capita personal income data and unemployment data for all counties in the US census into quartiles. The quartiles are ordered from strongest-to-weakest from a credit perspective: the highest per capita personal income quartile is first quartile, and the lowest unemployment rate is first quartile.
- The institutional framework score assesses a municipality's legal ability to match revenues with expenditures based on its constitutionally and legislatively conferred powers and responsibilities. See [US Local Government General Obligation Debt \(December 2016\)](#) methodology report for more details.
 - For definitions of the metrics in the Key Indicators Table, [US Local Government General Obligation Methodology and Scorecard User Guide \(July 2014\)](#). Metrics represented as N/A indicate the data were not available at the time of publication.
 - The medians come from our most recently published local government medians report, [Medians - Tax base growth underpins sector strength, while pension challenges remain \(May 2019\)](#) which is available on Moody's.com. The medians presented here are based on the key metrics outlined in Moody's GO methodology and the associated scorecard.

© 2020 Moody's Corporation, Moody's Investors Service, Inc., Moody's Analytics, Inc. and/or their licensors and affiliates (collectively, "MOODY'S"). All rights reserved.

CREDIT RATINGS ISSUED BY MOODY'S INVESTORS SERVICE, INC. AND/OR ITS CREDIT RATINGS AFFILIATES ARE MOODY'S CURRENT OPINIONS OF THE RELATIVE FUTURE CREDIT RISK OF ENTITIES, CREDIT COMMITMENTS, OR DEBT OR DEBT-LIKE SECURITIES, AND MATERIALS, PRODUCTS, SERVICES AND INFORMATION PUBLISHED BY MOODY'S (COLLECTIVELY, "PUBLICATIONS") MAY INCLUDE SUCH CURRENT OPINIONS. MOODY'S INVESTORS SERVICE DEFINES CREDIT RISK AS THE RISK THAT AN ENTITY MAY NOT MEET ITS CONTRACTUAL FINANCIAL OBLIGATIONS AS THEY COME DUE AND ANY ESTIMATED FINANCIAL LOSS IN THE EVENT OF DEFAULT OR IMPAIRMENT. SEE MOODY'S RATING SYMBOLS AND DEFINITIONS PUBLICATION FOR INFORMATION ON THE TYPES OF CONTRACTUAL FINANCIAL OBLIGATIONS ADDRESSED BY MOODY'S INVESTORS SERVICE CREDIT RATINGS. CREDIT RATINGS DO NOT ADDRESS ANY OTHER RISK, INCLUDING BUT NOT LIMITED TO: LIQUIDITY RISK, MARKET VALUE RISK, OR PRICE VOLATILITY. CREDIT RATINGS, NON-CREDIT ASSESSMENTS ("ASSESSMENTS"), AND OTHER OPINIONS INCLUDED IN MOODY'S PUBLICATIONS ARE NOT STATEMENTS OF CURRENT OR HISTORICAL FACT. MOODY'S PUBLICATIONS MAY ALSO INCLUDE QUANTITATIVE MODEL-BASED ESTIMATES OF CREDIT RISK AND RELATED OPINIONS OR COMMENTARY PUBLISHED BY MOODY'S ANALYTICS, INC. AND/OR ITS AFFILIATES. MOODY'S CREDIT RATINGS, ASSESSMENTS, OTHER OPINIONS AND PUBLICATIONS DO NOT CONSTITUTE OR PROVIDE INVESTMENT OR FINANCIAL ADVICE, AND MOODY'S CREDIT RATINGS, ASSESSMENTS, OTHER OPINIONS AND PUBLICATIONS ARE NOT AND DO NOT PROVIDE RECOMMENDATIONS TO PURCHASE, SELL, OR HOLD PARTICULAR SECURITIES. MOODY'S CREDIT RATINGS, ASSESSMENTS, OTHER OPINIONS AND PUBLICATIONS DO NOT COMMENT ON THE SUITABILITY OF AN INVESTMENT FOR ANY PARTICULAR INVESTOR. MOODY'S ISSUES ITS CREDIT RATINGS, ASSESSMENTS AND OTHER OPINIONS AND PUBLISHES ITS PUBLICATIONS WITH THE EXPECTATION AND UNDERSTANDING THAT EACH INVESTOR WILL, WITH DUE CARE, MAKE ITS OWN STUDY AND EVALUATION OF EACH SECURITY THAT IS UNDER CONSIDERATION FOR PURCHASE, HOLDING, OR SALE.

MOODY'S CREDIT RATINGS, ASSESSMENTS, OTHER OPINIONS, AND PUBLICATIONS ARE NOT INTENDED FOR USE BY RETAIL INVESTORS AND IT WOULD BE RECKLESS AND INAPPROPRIATE FOR RETAIL INVESTORS TO USE MOODY'S CREDIT RATINGS, ASSESSMENTS, OTHER OPINIONS OR PUBLICATIONS WHEN MAKING AN INVESTMENT DECISION. IF IN DOUBT YOU SHOULD CONTACT YOUR FINANCIAL OR OTHER PROFESSIONAL ADVISER. ALL INFORMATION CONTAINED HEREIN IS PROTECTED BY LAW, INCLUDING BUT NOT LIMITED TO, COPYRIGHT LAW, AND NONE OF SUCH INFORMATION MAY BE COPIED OR OTHERWISE REPRODUCED, REPACKAGED, FURTHER TRANSMITTED, TRANSFERRED, DISSEMINATED, REDISTRIBUTED OR RESOLD, OR STORED FOR SUBSEQUENT USE FOR ANY SUCH PURPOSE, IN WHOLE OR IN PART, IN ANY FORM OR MANNER OR BY ANY MEANS WHATSOEVER, BY ANY PERSON WITHOUT MOODY'S PRIOR WRITTEN CONSENT.

MOODY'S CREDIT RATINGS, ASSESSMENTS, OTHER OPINIONS AND PUBLICATIONS ARE NOT INTENDED FOR USE BY ANY PERSON AS A BENCHMARK AS THAT TERM IS DEFINED FOR REGULATORY PURPOSES AND MUST NOT BE USED IN ANY WAY THAT COULD RESULT IN THEM BEING CONSIDERED A BENCHMARK.

All information contained herein is obtained by MOODY'S from sources believed by it to be accurate and reliable. Because of the possibility of human or mechanical error as well as other factors, however, all information contained herein is provided "AS IS" without warranty of any kind. MOODY'S adopts all necessary measures so that the information it uses in assigning a credit rating is of sufficient quality and from sources MOODY'S considers to be reliable including, when appropriate, independent third-party sources. However, MOODY'S is not an auditor and cannot in every instance independently verify or validate information received in the rating process or in preparing its Publications.

To the extent permitted by law, MOODY'S and its directors, officers, employees, agents, representatives, licensors and suppliers disclaim liability to any person or entity for any indirect, special, consequential, or incidental losses or damages whatsoever arising from or in connection with the information contained herein or the use of or inability to use any such information, even if MOODY'S or any of its directors, officers, employees, agents, representatives, licensors or suppliers is advised in advance of the possibility of such losses or damages, including but not limited to: (a) any loss of present or prospective profits or (b) any loss or damage arising where the relevant financial instrument is not the subject of a particular credit rating assigned by MOODY'S.

To the extent permitted by law, MOODY'S and its directors, officers, employees, agents, representatives, licensors and suppliers disclaim liability for any direct or compensatory losses or damages caused to any person or entity, including but not limited to by any negligence (but excluding fraud, willful misconduct or any other type of liability that, for the avoidance of doubt, by law cannot be excluded) on the part of, or any contingency within or beyond the control of, MOODY'S or any of its directors, officers, employees, agents, representatives, licensors or suppliers, arising from or in connection with the information contained herein or the use of or inability to use any such information.

NO WARRANTY, EXPRESS OR IMPLIED, AS TO THE ACCURACY, TIMELINESS, COMPLETENESS, MERCHANTABILITY OR FITNESS FOR ANY PARTICULAR PURPOSE OF ANY CREDIT RATING, ASSESSMENT, OTHER OPINION OR INFORMATION IS GIVEN OR MADE BY MOODY'S IN ANY FORM OR MANNER WHATSOEVER.

Moody's Investors Service, Inc., a wholly-owned credit rating agency subsidiary of Moody's Corporation ("MCO"), hereby discloses that most issuers of debt securities (including corporate and municipal bonds, debentures, notes and commercial paper) and preferred stock rated by Moody's Investors Service, Inc. have, prior to assignment of any credit rating, agreed to pay to Moody's Investors Service, Inc. for credit ratings opinions and services rendered by it fees ranging from \$1,000 to approximately \$2,700,000. MCO and Moody's investors Service also maintain policies and procedures to address the independence of Moody's Investors Service credit ratings and credit rating processes. Information regarding certain affiliations that may exist between directors of MCO and rated entities, and between entities who hold credit ratings from Moody's Investors Service and have also publicly reported to the SEC an ownership interest in MCO of more than 5%, is posted annually at www.moody.com under the heading "Investor Relations — Corporate Governance — Director and Shareholder Affiliation Policy."

Additional terms for Australia only: Any publication into Australia of this document is pursuant to the Australian Financial Services License of MOODY'S affiliate, Moody's Investors Service Pty Limited ABN 61 003 399 657 AFSL 336969 and/or Moody's Analytics Australia Pty Ltd ABN 94 105 136 972 AFSL 383569 (as applicable). This document is intended to be provided only to "wholesale clients" within the meaning of section 761G of the Corporations Act 2001. By continuing to access this document from within Australia, you represent to MOODY'S that you are, or are accessing the document as a representative of, a "wholesale client" and that neither you nor the entity you represent will directly or indirectly disseminate this document or its contents to "retail clients" within the meaning of section 761G of the Corporations Act 2001. MOODY'S credit rating is an opinion as to the creditworthiness of a debt obligation of the issuer, not on the equity securities of the issuer or any form of security that is available to retail investors.

Additional terms for Japan only: Moody's Japan K.K. ("MJKK") is a wholly-owned credit rating agency subsidiary of Moody's Group Japan G.K., which is wholly-owned by Moody's Overseas Holdings Inc., a wholly-owned subsidiary of MCO. Moody's SF Japan K.K. ("MSFJ") is a wholly-owned credit rating agency subsidiary of MJKK. MSFJ is not a Nationally Recognized Statistical Rating Organization ("NRSRO"). Therefore, credit ratings assigned by MSFJ are Non-NRSRO Credit Ratings. Non-NRSRO Credit Ratings are assigned by an entity that is not a NRSRO and, consequently, the rated obligation will not qualify for certain types of treatment under U.S. laws. MJKK and MSFJ are credit rating agencies registered with the Japan Financial Services Agency and their registration numbers are FSA Commissioner (Ratings) No. 2 and 3 respectively.

MJKK or MSFJ (as applicable) hereby disclose that most issuers of debt securities (including corporate and municipal bonds, debentures, notes and commercial paper) and preferred stock rated by MJKK or MSFJ (as applicable) have, prior to assignment of any credit rating, agreed to pay to MJKK or MSFJ (as applicable) for credit ratings opinions and services rendered by it fees ranging from JPY125,000 to approximately JPY250,000,000.

MJKK and MSFJ also maintain policies and procedures to address Japanese regulatory requirements.

CLIENT SERVICES

Americas	1-212-553-1653
Asia Pacific	852-3551-3077
Japan	81-3-5408-4100
EMEA	44-20-7772-5454