

Making Our City a Better Place to Live, Work, Play, and Grow

A vibrant, stylized illustration of Town Branch Park. The scene shows a winding river flowing through a lush green landscape. On the left, there's a fenced-in dog park with people and dogs. In the center, a playground features a large orange slide, a wooden fort-like structure, and a modern building with a flat roof. People are depicted walking on paths, playing on the equipment, and sitting on benches. The background shows a city skyline under a blue sky with white clouds. The overall style is colorful and community-oriented.

**online Sustainable
Coordinator**

3:30 Tuesday Sept 1

OR

4:30 Wednesday Sept 1

TOWN BRANCH PARK


COMPARABLE URBAN PARKS

Waterfront Park — Louisville, KY

2.2M Annual Visitors



**Town Branch Park
600K - 1M Projected
Annual Visitors**



Railroad Park — Birmingham, AL

600K Annual Visitors



Klyde Warren Park — Dallas, TX

1M Annual Visitors



Smale Riverfront Park — Cincinnati, OH

1.1M Annual Visitors



BEFORE



AFTER

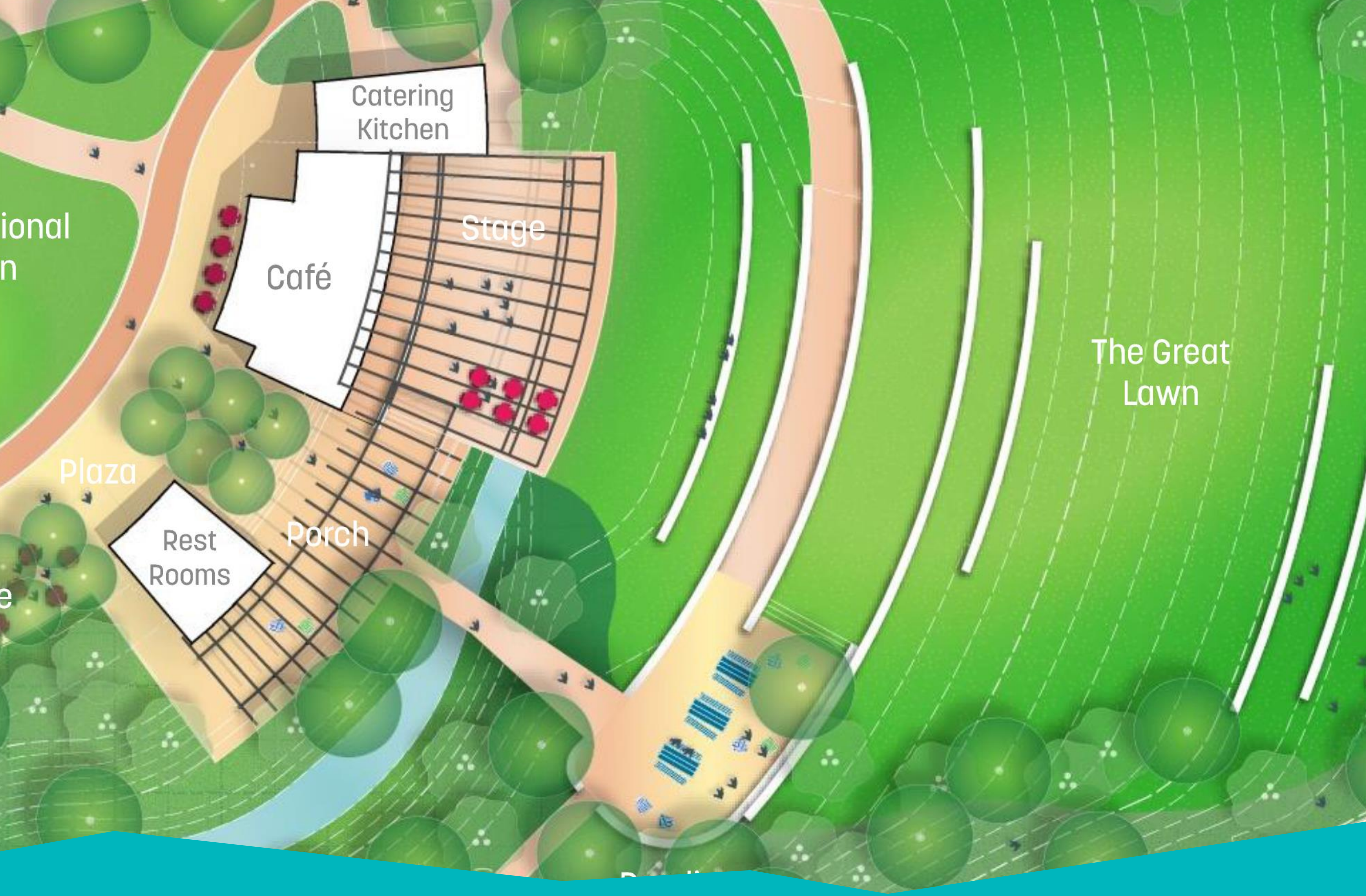





WATER & WOODLAND PLAY AREAS RENDERING



TOWN BRANCH
PARK



GREAT LAWN/STAGE PLAN



GREAT LAWN/STAGE RENDERING




TOWN BRANCH
PARK



GREAT LAWN/STAGE RENDERING



TOWN BRANCH
PARK



THANK YOU!

We can offer opportunities for
virtual or in person
presentations and education
about the benefits, design,
programming, and equity goals
of Town Branch Park.



TOWN BRANCH
PARK

TOWNBRANCHPARK.ORG

For more information, please contact:

Eileen Phillips
Director of Administration
eileen@townbranchpark.org



TOWN BRANCH
PARK