



Correlation of Missouri Learning Standards for English Language Arts to i-Ready Diagnostic & Instruction Reading Lessons
Grade K

 Missouri Learning Standards for English Language Arts	Aligned Lessons
R.1.A.a predicting what might happen next in a text based on the cover, title, and illustrations	Connect Words and Pictures in a Story*
R.1.A.b . . . responding to questions about [stories] read aloud	Answer Questions About Stories
R.1.B.a identifying and sorting pictures of objects into conceptual categories	Working with Words: 1 Working with Words: 2 Working with Words: 3 Working with Words: 4 Working with Words: 6 Working with Words: 7 Working with Words: 8 Working with Words: 10 Working with Words: 11 Working with Words: 12 Working with Words: 13 Working with Words: 14 Working with Words: 15 Working with Words: 16 Working with Words: 18

**This lesson is related to the aligned standard*

***Correlation of Missouri Learning Standards for
English Language Arts to Lessons (continued)***


Grade K (continued)

 Missouri Learning Standards for English Language Arts	Aligned Lessons
	Working with Words: 19 Working with Words: 21 Working with Words: 22 Working with Words: 23 Working with Words: 24
R.1.B.b demonstrating understanding of opposites (antonyms)	Working with Words: 3 Working with Words: 4 Working with Words: 7 Working with Words: 8 Working with Words: 11 Working with Words: 15 Working with Words: 16 Working with Words: 19 Working with Words: 24
R.1.B.c distinguishing meaning between verbs describing the same action	Working with Words: 17 Working with Words: 20
R.2.A.a identify elements of a story, including . . . character . . .	Identify Characters
R.2.A.a identify elements of a story, including . . . key events	Identify Events
R.2.A.a identify elements of a story, including setting . . .	Identify Settings

**This lesson is related to the aligned standard*

**Correlation of Missouri Learning Standards for
English Language Arts to Lessons (continued)**


Grade K (continued)

 Missouri Learning Standards for English Language Arts	Aligned Lessons
R.2.A.b retell a main event from a story read aloud and familiar stories	Retell Stories
R.2.A.g . . . answer questions about unknown words in text	Answer Questions About Unknown Words in a Story
R.2.B.a respond to . . . rhyme through identifying . . . similarities in word sounds	Recognize Rhyme
R.3.A.a identify the topic and details in an expository text heard and/or read referring to the words and/or illustrations	Connect Words and Pictures in a Text*
R.3.C.c name the main topic and recall key details of the text	Find the Main Topic
R.3.C.d . . . answer questions about unknown words in a text	Answer Questions About Unknown Words in a Text
RF.1.A.a identifying all upper and lower case letters	Letter Learning: Mm and Tt Letter Learning: Ss, Rr, and Dd Letter Learning: Aa Letter Learning: Ff, Nn, and Pp Letter Learning: Ii Letter Learning: Gg and Hh Letter Learning: Ll, Cc, Bb Letter Learning: Oo Letter Learning: Kk and Vv Letter Learning: Jj and Ww Letter Learning: Uu

**This lesson is related to the aligned standard*

**Correlation of Missouri Learning Standards for
English Language Arts to Lessons (continued)**


Grade K (continued)

 Missouri Learning Standards for English Language Arts	Aligned Lessons
	<p>Letter Learning: Yy and Xx</p> <p>Letter Learning: Qq and Zz</p> <p>Letter Learning: Ee</p>
<p>RF.2.A.a identifying sounds in spoken words</p>	<p>Find and Say Beginning Sounds</p> <p>Find and Say Ending Sounds</p> <p>Find and Say Beginning Vowel Sounds</p> <p>Find and Say Middle Short Vowel Sounds</p> <p>Find and Say Long Vowel Sounds</p>
<p>RF.2.A.b producing rhymes in response to spoken words</p>	<p>Recognize Rhyme*</p>
<p>RF.2.A.e blending spoken onsets and rimes to form simple words</p>	<p>Blend Sound Parts in Words</p>
<p>RF.2.A.f blending spoken phonemes to form one syllable words</p>	<p>Beginning Blends with l</p> <p>Beginning Blends with r</p> <p>Beginning Blends with s, w</p> <p>Blend Words with Beginning Digraphs</p> <p>Blend Words with Beginning Consonant Blends</p> <p>Blend Words with Final Digraphs</p> <p>Blend Words with Final Consonant Blends</p> <p>Blend Words with Digraphs, Trigraphs, Blends</p>

**This lesson is related to the aligned standard*

**Correlation of Missouri Learning Standards for
English Language Arts to Lessons (continued)**


Grade K (continued)

 Missouri Learning Standards for English Language Arts	Aligned Lessons
RF.2.A.g isolating the . . . final sounds in spoken words	Find and Say Ending Sounds Find and Say Long Vowel Sounds
RF.2.A.g isolating the . . . medial . . . sounds in spoken words	Find and Say Middle Short Vowel Sounds
RF.2.A.g isolating the initial . . . sounds in spoken words	Find and Say Beginning Sounds Find and Say Beginning Vowel Sounds
RF.2.A.h segmenting spoken words into 2 or 3 phonemes	Break Up Words with Beginning Digraphs Break Up Words with Beginning Consonant Blends Break Up Words with Final Digraphs Break Up Words with Final Consonant Blends Break Up Words with Digraphs, Trigraphs, Blends
RF.3.A.a producing . . . letter(s) for most short vowel and consonant sounds	Letter Learning: Aa Short a Words Letter Learning: Ii Short i Words Letter Learning: Oo Short o Words Letter Learning: Uu Short u Words

**This lesson is related to the aligned standard*


***Correlation of Missouri Learning Standards for
English Language Arts to Lessons (continued)***

Grade K (continued)

 Missouri Learning Standards for English Language Arts	Aligned Lessons
	<p>Letter Learning: Ee</p> <p>Short e Words</p>
<p>RF.3.A.b reading high frequency words</p>	<p>High-Frequency Words: Lesson 0</p> <p>High-Frequency Words: Lesson 1</p> <p>High-Frequency Words: Lesson 2</p> <p>High-Frequency Words: Lesson 3</p> <p>High-Frequency Words: Lesson 4</p> <p>High-Frequency Words: Lesson 5</p> <p>High-Frequency Words: Lesson 6</p> <p>High-Frequency Words: Lesson 7</p> <p>High-Frequency Words: Lesson 8</p> <p>High-Frequency Words: Lesson 9</p> <p>High-Frequency Words: Lesson 10</p> <p>High-Frequency Words: Lesson 11</p> <p>High-Frequency Words: Lesson 12</p>
<p>RF.3.A.c blending letter sounds to decode simple words</p>	<p>Beginning Blends with l</p> <p>Beginning Blends with r</p> <p>Beginning Blends with s, w</p>


***Correlation of Missouri Learning Standards for
English Language Arts to Lessons (continued)***

Grade K (continued)

 Missouri Learning Standards for English Language Arts	Aligned Lessons
<p>RF.3.A.d recognizing that new words can be created when letters are . . . added . . . and using letter sound knowledge to write simple messages and words</p>	<p>Add Beginning Sounds to Make Words</p> <p>Add Final Sounds to Make Words</p> <p>Substitute Beginning Sounds to Make Words</p> <p>Substitute Final Sounds to Make Words</p> <p>Substitute Middle Vowel Sounds to Make Words</p>

**Correlation of Missouri Learning Standards for
English Language Arts to Lessons (continued)**


Grade 1

 Missouri Learning Standards for English Language Arts	Aligned Lessons
R.1.A.b . . . [R]esponding to relevant questions	Answer Questions About Key Details
R.1.A.d retelling main ideas in sequence including key details	Retell Stories* Find the Main Topic
R.1.A.e recognizing beginning, middle, and end	Close Reading: Describe Parts of a Story
R.1.B.b identifying common root words and their inflectional endings	Endings -ed, -ing Doubling and Dropping with Endings -ed, -ing Changing y to i with Endings -es, -ed Endings -er, -est
R.1.B.f sorting words into conceptual categories	Working with Words: 2 Working with Words: 3 Working with Words: 11 Working with Words: 15
R.2.A.a describe . . . events in logical sequences	Describe Events
R.2.A.a describe . . . setting . . .	Describe Settings
R.2.A.a describe characters . . .	Describe Characters
R.2.A.a describe characters, setting, . . . and events in logical sequences	Connect Words and Pictures in a Story
R.2.A.b describe the main idea of a story	Understand the Central Message
R.2.A.c describe sensory details	Identify Feeling Words in Stories*
R.2.B.a use rhythm, rhyme and alliteration through identifying a regular beat and similarities in word sounds	Identify Sensory Words in Poems*

**This lesson is related to the aligned standard*


**Correlation of Missouri Learning Standards for
English Language Arts to Lessons (continued)**

Grade 1 (continued)

 Missouri Learning Standards for English Language Arts	Aligned Lessons
R.3.A.b . . . distinguish between what facts were provided by pictures and what facts were conveyed via words	Gather Information from Words and Pictures
R.3.A.b explain facts or details using text features and distinguish between what facts were provided by pictures and what facts were conveyed via words	Use Words and Pictures in a Text*
R.3.A.c use text features to locate specific information in text	Use Text Features, Part 1
R.3.C.a . . . answer questions to clarify meaning	Find Word Meanings
R.3.C.a ask and answer questions to clarify meaning	Close Reading: Ask and Answer Questions About Stories Close Reading: Ask and Answer Questions About Key Details
R.3.C.b identify main ideas and provide supporting details	Answer Questions About Stories*
R.3.C.c describe the connection between two . . . events . . . in a text	Describe Connections Between Events
R.3.C.c describe the connection between two . . . ideas, or pieces of information in a text	Describe Connections Between Ideas
RF.2.A.b distinguishing between long and short vowel sounds	Compare Short and Long Vowel Sounds
RF.2.A.d blending spoken phonemes to form 1 or 2 syllable words . . .	Blend Words with Beginning Digraphs Blend Words with Final Digraphs Blend Words with Final Consonant Blends
RF.2.A.d blending spoken phonemes to form 1 or 2 syllable words including consonant blends	Blend Words with Beginning Consonant Blends


***Correlation of Missouri Learning Standards for
English Language Arts to Lessons (continued)***

Grade 1 (continued)

 Missouri Learning Standards for English Language Arts	Aligned Lessons
	Blend Words with Digraphs, Trigraphs, Blends
RF.2.A.e segmenting spoken words of 3 - 5 phonemes into individual phonemes	Break Up Words with Beginning Digraphs Break Up Words with Beginning Consonant Blends Break Up Words with Final Digraphs Break Up Words with Final Consonant Blends Break Up Words with Digraphs, Trigraphs, Blends
RF.3.A.a decoding words in context by using letter sound knowledge	Long Vowels Digraphs sh, th, wh Digraphs ch, tch, ph Final Consonants ng, nk End Blends with s End Blends with l, m, n Word Patterns _ind, _ild Word Patterns _old, _oll, _olt, _ost Long a: ai, ay Long o: oa, ow, oe Long e: ea, y, ey

***Correlation of Missouri Learning Standards for
English Language Arts to Lessons (continued)***


Grade 1 (continued)

 Missouri Learning Standards for English Language Arts	Aligned Lessons
	<p>Soft Sound for c</p> <p>Soft Sound for g</p> <p>Long i: ie, igh, y</p> <p>Triple Blends and Digraphs</p> <p>Two Sounds for oo</p> <p>Bossy-r Vowel ar</p> <p>Bossy-r Vowels or, ore</p> <p>Bossy-r Vowels er, ir, ur</p> <p>Vowel Sound in out: ou, ow</p> <p>Vowel Sounds in new and few: ew, ue</p> <p>Vowel Sound in soup: ou, ui</p> <p>Vowel Sound in boy: oi, oy</p> <p>Vowel Sound in saw: au, aw</p> <p>Vowel Sound in water and talk: a, al</p> <p>Two More Sounds for ea</p>
<p>RF.3.A.b identifying letters for the spelling of short and long vowels</p>	<p>Long Vowels*</p> <p>Long a: ai, ay*</p> <p>Long o: oa, ow, oe*</p> <p>Vowel Team Syllables*</p>

**This lesson is related to the aligned standard*

**Correlation of Missouri Learning Standards for
English Language Arts to Lessons (continued)**


Grade 1 (continued)

 Missouri Learning Standards for English Language Arts	Aligned Lessons
	Vowel Sound in soup: ou, ui*
RF.3.A.c producing consonant blends	Blend Words with Beginning Consonant Blends Blend Words with Final Consonant Blends Blend Words with Digraphs, Trigraphs, Blends End Blends with s End Blends with l, m, n Triple Blends and Digraphs
RF.3.A.d producing consonant digraphs	Digraphs sh, th, wh Digraphs ch, tch, ph Final Consonants ng, nk Triple Blends and Digraphs Silent Letters kn, mb, wr
RF.3.A.f using syllabication patterns to decode words	Closed Syllables Open Syllables Sneaky-e Syllables Vowel Team Syllables Bossy-r Syllables Dividing Between Two Consonants

*This lesson is related to the aligned standard

**Correlation of Missouri Learning Standards for
English Language Arts to Lessons (continued)**


Grade 1 (continued)

 Missouri Learning Standards for English Language Arts	Aligned Lessons
	<div>Dividing Between Three Consonants</div> <div>Dividing Around One Consonant</div> <div>Syllables with le</div>
RF.3.A.g reading irregularly spelled words	<div>High-Frequency Words: Lesson 14</div> <div>High-Frequency Words: Lesson 15</div> <div>High-Frequency Words: Lesson 16</div> <div>High-Frequency Words: Lesson 17</div> <div>High-Frequency Words: Lesson 18</div> <div>High-Frequency Words: Lesson 19</div> <div>High-Frequency Words: Lesson 20</div> <div>High-Frequency Words: Lesson 21</div> <div>High-Frequency Words: Lesson 22</div> <div>High-Frequency Words: Lesson 23</div> <div>High-Frequency Words: Lesson 24</div> <div>High-Frequency Words: Lesson 25</div> <div>High-Frequency Words: Lesson 26</div> <div>High-Frequency Words: Lesson 27</div> <div>High-Frequency Words: Lesson 28</div> <div>High-Frequency Words: Lesson 29</div>

**This lesson is related to the aligned standard*

***Correlation of Missouri Learning Standards for
English Language Arts to Lessons (continued)***


Grade 1 (continued)

 Missouri Learning Standards for English Language Arts	Aligned Lessons
RF.3.A.h reading root words with inflectional endings	<p>Endings -ed, -ing</p> <p>Doubling and Dropping with Endings -ed, -ing</p> <p>Changing y to i with Endings -es, -ed</p> <p>Endings -er, -est</p>
RF.3.A.j reading high frequency words	<p>High-Frequency Words: Lesson 14</p> <p>High-Frequency Words: Lesson 15</p> <p>High-Frequency Words: Lesson 16</p> <p>High-Frequency Words: Lesson 17</p> <p>High-Frequency Words: Lesson 18</p> <p>High-Frequency Words: Lesson 19</p> <p>High-Frequency Words: Lesson 20</p> <p>High-Frequency Words: Lesson 21</p> <p>High-Frequency Words: Lesson 22</p> <p>High-Frequency Words: Lesson 23</p> <p>High-Frequency Words: Lesson 24</p> <p>High-Frequency Words: Lesson 25</p> <p>High-Frequency Words: Lesson 26</p> <p>High-Frequency Words: Lesson 27</p>

**This lesson is related to the aligned standard*

***Correlation of Missouri Learning Standards for
English Language Arts to Lessons (continued)***


Grade 1 (continued)

 Missouri Learning Standards for English Language Arts	Aligned Lessons
	High-Frequency Words: Lesson 28 High-Frequency Words: Lesson 29
RF.3.A.k demonstrating decoding skills when reading	Long Vowels Digraphs ch, tch, ph Final Consonants ng, nk End Blends with s End Blends with l, m, n Word Patterns _ind, _ild Word Patterns _old, _oll, _olt, _ost Long a: ai, ay Long o: oa, ow, oe Long e: ea, y, ey Soft Sound for c Soft Sound for g Long i: ie, igh, y Triple Blends and Digraphs Two Sounds for oo Bossy-r Vowel ar Bossy-r Vowels or, ore

**This lesson is related to the aligned standard*


***Correlation of Missouri Learning Standards for
English Language Arts to Lessons (continued)***

Grade 1 (continued)

 Missouri Learning Standards for English Language Arts	Aligned Lessons
	<p>Bossy-r Vowels er, ir, ur</p> <p>Vowel Sound in out: ou, ow</p> <p>Vowel Sounds in new and few: ew, ue</p> <p>Vowel Sound in soup: ou, ui</p> <p>Vowel Sound in boy: oi, oy</p> <p>Vowel Sound in saw: au, aw</p> <p>Vowel Sound in water and talk: a, al</p> <p>Two More Sounds for ea</p>


**Correlation of Missouri Learning Standards for
English Language Arts to Lessons (continued)**

Grade 2

 Missouri Learning Standards for English Language Arts	Aligned Lessons
R.1.A.a using text features to make and confirm predictions, explain why not confirmed	Connect Words and Pictures
R.1.A.b asking and responding to relevant questions	Close Reading: Ask and Answer Questions About Stories Close Reading: Ask and Answer Questions About Key Details Ask and Answer Questions About Stories
R.1.A.d . . . [D]etermining [a story's] central message, lesson or moral	Close Reading: Determine the Central Message
R.1.A.d . . . determining their central message, lesson or moral	Determine the Central Message
R.1.A.d retelling a story's beginning, middle, and end . . .	Recount Stories Describe Parts of a Story
R.1.A.d retelling a story's beginning, middle, and end . . .	Close Reading: Recount Stories
R.1.B.a using . . . root words, and suffixes to determine the meaning of words	Suffixes -er, -or Prefixes mis-, dis- Suffixes -less, -ness Suffix -en
R.1.B.a using prefixes [and] root words . . . to determine the meaning of words	Prefix pre-
R.1.B.c using context to determine the meaning of a new word or multiple-meaning word in text	Close Reading: Determine Word Meanings
R.1.B.d using . . . synonyms	Working with Words: 1 Working with Words: 2


***Correlation of Missouri Learning Standards for
English Language Arts to Lessons (continued)***

Grade 2 (continued)

 Missouri Learning Standards for English Language Arts	Aligned Lessons
	<p>Working with Words: 5</p> <p>Working with Words: 6</p> <p>Working with Words: 9</p> <p>Working with Words: 10</p> <p>Working with Words: 13</p> <p>Working with Words: 14</p> <p>Working with Words: 16</p> <p>Working with Words: 17</p> <p>Working with Words: 18</p> <p>Working with Words: 21</p> <p>Working with Words: 22</p> <p>Working with Words: 23</p> <p>Working with Words: 24</p>
<p>R.1.B.d using antonyms and synonyms</p>	<p>Determine Word Meanings Using Context Clues 1*</p> <p>Determine Word Meanings Using Context Clues 2*</p> <p>Determine Word Meanings Using Context Clues 4*</p>


**Correlation of Missouri Learning Standards for
English Language Arts to Lessons (continued)**

Grade 2 (continued)

 Missouri Learning Standards for English Language Arts	Aligned Lessons
	Determine Word Meanings Using Context Clues 5*
R.1.B.h using conversational, general academic, and domain-specific words and phrases	Describe Sound and Meaning in Stories*
R.2.A.b describe the main characters in works of fiction, including their . . . feelings	Close Reading: Identify Points of View
R.2.A.b describe the main characters in works of fiction, including their traits, motivations, and feelings	Close Reading: Describe How Characters Act Describe How Characters Act Connect Words and Pictures*
R.2.A.c compare and contrast different versions of the same story with respect to their characters, settings, and sequence of events	Close Reading: Compare and Contrast Stories
R.2.A.d describe cause and effect relationships	Close Reading: Describe Connections Between Historical Events
R.2.A.e explain how the story changes based on who is telling the story	Close Reading: Identify Points of View*
R.2.A.f compare and contrast the differences in points of view of characters . . .	Close Reading: Identify Points of View
R.2.B.a describe how rhythm, rhyme, and repetition create imagery in poetry	Close Reading: Describe Rhythm and Meaning in Poems* Close Reading: Describe Sound and Meaning in Stories* Describe Rhythm and Meaning in Poems*
R.2.C.a identify characters, setting, acts, and scenes in plays	Parts of Plays*

**Correlation of Missouri Learning Standards for
English Language Arts to Lessons (continued)**


Grade 2 (continued)

 Missouri Learning Standards for English Language Arts	Aligned Lessons
R.3.A.a identify the main idea of sections of text and distinguish it from the topic	Close Reading: Find the Main Topic*
R.3.A.b demonstrate understanding by locating facts . . .	Close Reading: Use Text Features, Part 1
R.3.A.b demonstrate understanding by locating facts to answer . . . questions	Close Reading: Use Text Features, Part 2
R.3.A.c use text features to locate specific information	Close Reading: Use Text Features, Part 1 Close Reading: Use Text Features, Part 2
R.3.A.d explain common graphic features to assist in the interpretation of text	Use Text Features, Part 1*
R.3.A.e follow written multi-step directions	Describe Connections Between Steps*
R.3.A.f describe connections between, and state the order of, the events or ideas	Close Reading: Describe Connections Between Steps*
R.3.B.b ask . . . questions to clarify meaning	Close Reading: Ask and Answer Questions About Key Details
R.3.B.b ask and answer questions to clarify meaning	Ask Questions About Stories
R.3.C.a explain main ideas . . .	Find the Main Topic
R.3.C.a explain main ideas and supporting details	Close Reading: Find the Main Topic* Ask and Answer Questions About Key Details*
R.3.C.b . . . retell the sequence of events	Close Reading: Recount Stories
R.3.C.b describe the connection between events . . .	Close Reading: Describe Connections Between Scientific Ideas Describe Connections Between Historical Events
R.3.C.b describe the connection between events and retell the sequence of events	Close Reading: Describe Connections Between Historical Events
R.3.C.c describe the connection between and identify problems and solutions	Explain How Images Support Text

**This lesson is related to the aligned standard*


**Correlation of Missouri Learning Standards for
English Language Arts to Lessons (continued)**

Grade 2 (continued)

 Missouri Learning Standards for English Language Arts	Aligned Lessons
R.3.C.d identify the author's purpose	Close Reading: Identify Author's Purpose Identify Author's Purpose
R.3.C.e compare and contrast the most important points presented by text on the same topic	Close Reading: Compare and Contrast Two Texts
RF.3.A.a decoding multisyllabic words in context by applying common letter-sound correspondences including: single letters, consonant blends, consonant and vowel digraphs and vowel diphthongs	Dividing Between Two or Three Consonants Dividing Around One Consonant Vowel Variations in Initial Syllables VCe Syllables Vowel Team Syllables Vowel Variations in Final Syllables Bossy-r Syllables Final Syllable -ture More Vowel Team Syllables Syllables -tion, -sion, -ion
RF.3.A.b distinguishing long and short vowels when reading regularly spelled one syllable words	Long and Short Vowels: a Long and Short Vowels: i Long and Short Vowels: o Long and Short Vowels: u Long and Short Vowels: e


***Correlation of Missouri Learning Standards for
English Language Arts to Lessons (continued)***

Grade 2 (continued)

 Missouri Learning Standards for English Language Arts	Aligned Lessons
RF.3.A.c decoding regularly spelled two syllable words with long vowels	Dividing Between Two or Three Consonants Dividing Around One Consonant Vowel Variations in Initial Syllables VCe Syllables Vowel Team Syllables Vowel Variations in Final Syllables Bossy-r Syllables Final Syllable -ture More Vowel Team Syllables
RF.3.A.f reading words with common . . . suffixes	Suffixes -er, -or Suffixes -less, -ness Suffix -en
RF.3.A.f reading words with common prefixes . . .	Prefix pre- Prefixes mis-, dis-
RF.3.A.h using common syllable patterns to decode words including r-controlled vowels	Bossy-r Vowels: oar, our, oor Bossy-r Vowels: air, are, ear Bossy-r Vowels: ear, eer Bossy-r Syllables Final Syllable -ture

**Correlation of Missouri Learning Standards for
English Language Arts to Lessons (continued)**


Grade 2 (continued)

 Missouri Learning Standards for English Language Arts	Aligned Lessons
	Sounds for ear
RF.3.A.j demonstrating decoding skills when reading new words in a text	Long and Short Vowels: a Long and Short Vowels: i Long and Short Vowels: o Long and Short Vowels: u Long and Short Vowels: e Dividing Between Two or Three Consonants Dividing Around One Consonant Vowel Variations in Initial Syllables VCe Syllables Suffixes -er, -or Vowel Team Syllables Prefix pre- Vowel Sounds for y Vowel Sound in good: oo, u, ou Sounds for ie Sounds for ey Sounds for ow

**This lesson is related to the aligned standard*


***Correlation of Missouri Learning Standards for
English Language Arts to Lessons (continued)***

Grade 2 (continued)

 Missouri Learning Standards for English Language Arts	Aligned Lessons
	<p>Sounds for igh, eigh</p> <p>Sounds for ou</p> <p>Sounds for ough</p> <p>Prefixes mis-, dis-</p> <p>Vowel Variations in Final Syllables</p> <p>Bossy-r Vowels: oar, our, oor</p> <p>Bossy-r Vowels: air, are, ear</p> <p>Bossy-r Vowels: ear, eer</p> <p>Bossy-r Syllables</p> <p>Final Syllable -ture</p> <p>More Vowel Team Syllables</p> <p>Vowel Sound in saw: a, au, augh, aw, o</p> <p>Silent Letters</p> <p>Suffix -en</p> <p>Syllables -tion, -sion, -ion</p>
RF.4.A.a use context to confirm or self-correct word recognition and understanding . . .	Determine Word Meanings


***Correlation of Missouri Learning Standards for
English Language Arts to Lessons (continued)***

Grade 3

 Missouri Learning Standards for English Language Arts	Aligned Lessons
R.1.A.a explain how specific aspects of a text's illustrations contribute to what is conveyed by the words in a story	Connecting Words and Pictures in Stories
R.1.A.c . . .[D]etermining [a story's] central message, lesson or moral	Close Reading: Determining the Central Message Determine the Central Message of a Story
R.1.A.c summarizing a story's beginning, middle . . .	Close Reading: Recounting Stories Recount Story Events
R.1.B.a decoding . . . common . . . suffixes . . .	Reading Multisyllabic Words with Suffixes -less, -ful Reading Multisyllabic Words with Suffixes -ous, -able Reading Multisyllabic Words with Suffixes -ment, -ness Reading Multisyllabic Words with Suffixes -er, -or Reading Multisyllabic Words with Two Suffixes
R.1.B.a decoding . . . common prefixes . . .	Reading Multisyllabic Words with Prefixes in-, im- Reading Multisyllabic Words with Prefixes dis-, mis-, non-
R.1.B.a decoding . . . common prefixes and suffixes . . .	Reading Multisyllabic Words with a Prefix and a Suffix
R.1.B.a decoding and identifying the meaning of common . . . suffixes and knowing how they change the meaning of root words	Determine Word Meanings Using Known Words and Suffixes -ful and -less


**Correlation of Missouri Learning Standards for
English Language Arts to Lessons (continued)**

Grade 3 (continued)

 Missouri Learning Standards for English Language Arts	Aligned Lessons
	<p>Determine Word Meanings Using Known Words and Suffixes -tion/-ion and -ous</p> <p>Determine Word Meanings Using Known Words and Suffixes -ment and -able</p> <p>Determine Word Meanings Using Known Words and Suffixes -er/-or and -ness</p>
<p>R.1.B.a decoding and identifying the meaning of common prefixes . . . and knowing how they change the meaning of root words</p>	<p>Determine Word Meanings Using Known Words and Prefixes pre- and mis-</p> <p>Determine Word Meanings Using Known Words and Prefixes in-/im- and mid-</p> <p>Determine Word Meanings Using Known Words and Prefixes dis- and en-/em-</p>
<p>R.1.B.a decoding and identifying the meaning of common prefixes and suffixes and knowing how they change the meaning of root words</p>	<p>Determine Word Meanings Using Roots bio and geo*</p>
<p>R.1.B.b using sentence level context to determine the relevant meaning of unfamiliar words . . .</p>	<p>Determine Word Meanings Using Context Clues 1</p> <p>Determine Word Meanings Using Context Clues 2</p> <p>Determine Word Meanings Using Context Clues 3</p> <p>Determine Word Meanings Using Context Clues 4</p>
<p>R.1.B.b using sentence level context to determine the relevant meaning of unfamiliar words or distinguish among multiple meaning words</p>	<p>Close Reading: Unfamiliar Words</p> <p>Word Meaning</p>


**Correlation of Missouri Learning Standards for
English Language Arts to Lessons (continued)**

Grade 3 (continued)

 Missouri Learning Standards for English Language Arts	Aligned Lessons
R.1.B.d distinguishing the literal and nonliteral meanings of words and phrases in context	Close Reading: Words in Context Understand Literal and Nonliteral Meanings
R.1.B.e determining the meaning of the new word formed when a known affix is added to a known base word	Determine Word Meanings Using Known Words and Prefixes pre- and mis- Determine Word Meanings Using Known Words and Suffixes -ful and -less Determine Word Meanings Using Known Words and Suffixes -tion/-ion and -ous Determine the Meanings of Related Words in a Word Family: define and purpose Determine Word Meanings Using Known Words and Prefixes in-/im- and mid- Determine Word Meanings Using Known Words and Prefixes dis- and en-/em- Determine Word Meanings Using Known Words and Suffixes -ment and -able Determine the Meanings of Related Words in a Word Family: place and agree Determine Word Meanings Using Known Words and Suffixes -er/-or and -ness Determine Word Meanings Using Roots bio and geo Determine the Meanings of Related Words in a Word Family: vary and consider

**Correlation of Missouri Learning Standards for
English Language Arts to Lessons (continued)**


Grade 3 (continued)

 Missouri Learning Standards for English Language Arts	Aligned Lessons
<p>R.1.B.f using a . . . glossary to determine the meanings . . . and pronunciation of unknown words</p>	<p>Determine Word Meanings Using Known Words and Prefixes pre- and mis-</p> <p>Determine Word Meanings Using Known Words and Suffixes -ful and -less</p> <p>Determine Word Meanings Using Known Words and Suffixes -tion/-ion and -ous</p> <p>Determine the Meanings of Related Words in a Word Family: define and purpose</p> <p>Determine Word Meanings Using Known Words and Prefixes in-/im- and mid-</p> <p>Determine Word Meanings Using Known Words and Prefixes dis- and en-/em-</p> <p>Determine Word Meanings Using Known Words and Suffixes -ment and -able</p> <p>Determine the Meanings of Related Words in a Word Family: place and agree</p> <p>Determine Word Meanings Using Known Words and Suffixes -er/-or and -ness</p> <p>Determine Word Meanings Using Roots bio and geo</p> <p>Determine the Meanings of Related Words in a Word Family: vary and consider</p>
<p>R.1.B.i using . . . general academic . . . words and phrases</p>	<p>Determine Word Meanings Using Context Clues 1</p> <p>Determine Word Meanings Using Known Words and Prefixes pre- and mis-</p>

**This lesson is related to the aligned standard*


***Correlation of Missouri Learning Standards for
English Language Arts to Lessons (continued)***

Grade 3 (continued)

 Missouri Learning Standards for English Language Arts	Aligned Lessons
	<p>Determine Word Meanings Using Known Words and Suffixes -ful and -less</p> <p>Determine Word Meanings Using Known Words and Suffixes -tion/-ion and -ous</p> <p>Determine the Meanings of Related Words in a Word Family: define and purpose</p> <p>Determine Word Meanings Using Context Clues 2</p> <p>Determine Word Meanings Using Context Clues 3</p> <p>Determine Word Meanings Using Known Words and Prefixes in-/im- and mid-</p> <p>Determine Word Meanings Using Known Words and Prefixes dis- and en-/em-</p> <p>Determine Word Meanings Using Known Words and Suffixes -ment and -able</p> <p>Determine the Meanings of Related Words in a Word Family: place and agree</p> <p>Determine Word Meanings Using Context Clues 4</p> <p>Determine Word Meanings Using Known Words and Suffixes -er/-or and -ness</p> <p>Determine Word Meanings Using Roots bio and geo</p>

***Correlation of Missouri Learning Standards for
English Language Arts to Lessons (continued)***


Grade 3 (continued)

 Missouri Learning Standards for English Language Arts	Aligned Lessons
	Determine the Meanings of Related Words in a Word Family: vary and consider
R.1.C.a text to text (ideas and information in various fiction and nonfiction works, using compare and contrast)	Close Reading: Comparing/Contrasting Stories Close Reading: Comparing Poems, Plays, and Prose Close Reading: Comparing Topics and Themes in Stories Close Reading: Analyzing Accounts of the Same Topic Close Reading: Text Structures: Cause-Effect and Compare-Contrast Close Reading: Text Structures: Chronology and Problem-Solution Analyzing Accounts of the Same Topic
R.2.A.a summarize and sequence the events/plot . . .	Close Reading: Recounting Stories Summarizing Literary Text
R.2.A.a summarize and sequence the events/plot and explain how past events impact future events	Close Reading: Describing Characters* Close Reading: Reading About Time and Sequence* Close Reading: Making Connections Between Sentences and Paragraphs* Ask Questions About Stories*
R.2.A.b describe the personality traits of characters from the thoughts, words, and actions	Close Reading: Describing Characters

**This lesson is related to the aligned standard*


**Correlation of Missouri Learning Standards for
English Language Arts to Lessons (continued)**

Grade 3 (continued)

 Missouri Learning Standards for English Language Arts	Aligned Lessons
	Understand Characters
R.2.A.c describe the interaction of characters, including relationships and how they change	Ask Questions About Stories* Characters
R.2.A.d paraphrase the big idea/themes and supporting details of texts	Close Reading: Determining the Central Message Determine the Central Message of a Story Comparing and Contrasting Stories*
R.2.A.e compare and contrast key elements in various types of fiction	Close Reading: Comparing/Contrasting Stories Comparing and Contrasting Stories*
R.2.A.g distinguish their own point of view from that of the narrator or those of the characters	Close Reading: Points of View About a Story Distinguish Points of View on a Topic Distinguish Points of View in a Story
R.2.B.b identify basic forms of poetry	Close Reading: What Are Poems Made Of? * Parts of Poems*
R.2.C.a explain the elements of plot, setting, and character as presented through dialogue in scripts that are read or viewed	Close Reading: What Are Plays Made Of?*
R.3.A.b identify the details or facts that support the main idea	Close Reading: Finding Main Ideas and Details Close Reading: Recounting Key Details Find Main Ideas and Details


**Correlation of Missouri Learning Standards for
English Language Arts to Lessons (continued)**

Grade 3 (continued)

 Missouri Learning Standards for English Language Arts	Aligned Lessons
	Recount Key Details Main Ideas and Details Summarizing Informational Text*
R.3.A.c use text and graphic features to locate information . . .	Close Reading: Text Features Text Features
R.3.A.e describe the relationship between . . . steps	Understand Technical Texts
R.3.A.e describe the relationship between events, ideas, concepts or steps	Close Reading: Describing Cause and Effect* Close Reading: Reading About Time and Sequence* Describe Relationships in Scientific Texts
R.3.B.c distinguish point of view from what the author is trying to persuade the reader to think or do	Close Reading: Author's Point of View* Close Reading: Points of View About a Story*
R.3.B.d explain examples of sound devices, literal and nonliteral meanings, and figurative language	Close Reading: Words in Context* Understand Literal and Nonliteral Meanings*
R.3.C.a describe relationships among . . . cause and effect in texts	Close Reading: Describing Cause and Effect
R.3.C.a describe relationships among . . . ideas . . . in texts	Describe Relationships in Scientific Texts
R.3.C.a describe relationships among . . . ideas . . . and cause and effect in texts	Making Connections: Author's Point of View
R.3.C.a describe relationships among events . . . in texts	Close Reading: Reading About Time and Sequence


**Correlation of Missouri Learning Standards for
English Language Arts to Lessons (continued)**

Grade 3 (continued)

 Missouri Learning Standards for English Language Arts	Aligned Lessons
R.3.C.a describe relationships among events, ideas, concepts . . . in texts	Understanding Historical Texts
R.3.C.b explain the relationship between problems and solutions	Text Structures, Part 2*
R.3.C.c use information gained from illustrations and words to demonstrate understanding of the text	Close Reading: Connect Words and Pictures in Informational Text Information from Words and Pictures
R.3.C.e compare and contrast the most important points and key details presented in texts on the same topic	Close Reading: Comparing and Contrasting Two Texts Understand How Comparisons are Made* Comparing and Contrasting Two Texts
RF.3.A.a decoding multisyllabic words in context, and independent of context, by applying common spelling patterns	Reading Multisyllabic Words That Divide Between Consonants Reading Multisyllabic Words with Medial Vowels Reading Multisyllabic Words That Divide Between Two Vowels Reading Multisyllabic Words That Divide Between a Vowel and a Consonant
RF.3.A.c using the meaning of common . . . suffixes	Determine Word Meanings Using Known Words and Suffixes -ful and -less Determine Word Meanings Using Known Words and Suffixes -tion/-ion and -ous Determine Word Meanings Using Known Words and Suffixes -ment and -able

**Correlation of Missouri Learning Standards for
English Language Arts to Lessons (continued)**


Grade 3 (continued)

 Missouri Learning Standards for English Language Arts	Aligned Lessons
	Determine Word Meanings Using Known Words and Suffixes -er/-or and -ness
RF.3.A.c using the meaning of common prefixes . . .	Determine Word Meanings Using Known Words and Prefixes pre- and mis- Determine Word Meanings Using Known Words and Prefixes in-/im- and mid- Determine Word Meanings Using Known Words and Prefixes dis- and en-/em-
RF.3.A.e decoding known and unknown words by spelling patterns	Long and Short Vowels: a Long and Short Vowels: i Long and Short Vowels: o Long and Short Vowels: u Long and Short Vowels: e Dividing Between Two or Three Consonants Dividing Around One Consonant
RF.3.A.f reading irregularly spelled . . . words	Sounds for ch Silent Letters Sounds for ear
RF.4.A.a use context to confirm or self-correct word recognition and understanding . . .	Word Meaning Unfamiliar Words
RF.4.A.a use context to confirm or self-correct word recognition and understanding, rereading as necessary	Determine Word Meanings Using Context Clues 1*

**This lesson is related to the aligned standard*


***Correlation of Missouri Learning Standards for
English Language Arts to Lessons (continued)***

Grade 3 (continued)

 Missouri Learning Standards for English Language Arts	Aligned Lessons
	<p>Determine Word Meanings Using Context Clues 2*</p> <p>Determine Word Meanings Using Context Clues 3*</p> <p>Determine Word Meanings Using Context Clues 4*</p> <p>Close Reading: Unfamiliar Words*</p> <p>Close Reading: Understanding Vocabulary in Literary Texts*</p> <p>Determine Word Meanings Using Context Clues 5*</p>

**Correlation of Missouri Learning Standards for
English Language Arts to Lessons (continued)**


Grade 4

 Missouri Learning Standards for English Language Arts	Aligned Lessons
R.1.A.a . . . [I]nferring by referencing textual evidence . . .	Making Inferences about Literature
R.1.A.a . . . [I]nferring by referencing textual evidence of what the text says explicitly as well as inferences drawn from the text	Inferences About Informational Texts
R.1.A.a . . . [I]nferring by referencing textual evidence of what the text says explicitly . . .	Close Reading: Supporting Inferences About Literary Texts
R.1.B.a determining the meaning of academic English words . . .	Determine Word Meanings Using Context Clues 1 Determine Word Meanings Using Context Clues 2 Determine Word Meanings Using Context Clues 3 Determine Word Meanings Using Context Clues 4 Determine Word Meanings Using Context Clues 5
R.1.B.a determining the meaning of academic English words derived from Latin, Greek, or other linguistic root words and their prefixes and suffixes	Determine the Meanings of Related Words in a Word Family: identify and attach Determine the Meanings of Related Words in a Word Family: create and inform Determine the Meanings of Related Words in a Word Family: distinct and depend
R.1.B.a determining the meaning of academic English words derived from Latin, [or] Greek . . . prefixes . . .	Determine Word Meanings Using Prefixes over- and under- Determine Word Meanings Using Prefixes trans- and de-

**This lesson is related to the aligned standard*


**Correlation of Missouri Learning Standards for
English Language Arts to Lessons (continued)**

Grade 4 (continued)

 Missouri Learning Standards for English Language Arts	Aligned Lessons
	<p>Determine Word Meanings Using Prefixes inter- and anti-</p> <p>Determine Word Meanings Using Prefixes multi- and semi-</p>
<p>R.1.B.a determining the meaning of academic English words derived from Latin, [or] Greek . . . root words . . .</p>	<p>Determine Word Meanings Using Roots port and struct</p> <p>Determine Word Meanings Using Roots aud and spect</p> <p>Determine Word Meanings Using Roots scrib/scrip and phon</p> <p>Determine Word Meanings Using Roots meter/metr and ped</p> <p>Determine Word Meanings Using Roots dict and mit/miss</p>
<p>R.1.B.a determining the meaning of academic English words derived from Latin, [or] Greek . . . suffixes</p>	<p>Determine Word Meanings Using Suffixes - ant and -ance/-ence</p> <p>Determine Word Meanings Using Suffixes - ive and -age</p> <p>Determine Word Meanings Using Prefixes il-/ir- and fore-</p>
<p>R.1.B.b using the context of the sentence to determine the meaning of unfamiliar words . . .</p>	<p>Determine Word Meaning</p> <p>Determine Word Meanings Using Context Clues 5</p>
<p>R.1.B.e using a . . . glossary to determine the meanings . . . and pronunciation of unknown words</p>	<p>Determine Word Meanings Using Prefixes over- and under-</p>

**Correlation of Missouri Learning Standards for
English Language Arts to Lessons (continued)**


Grade 4 (continued)

 Missouri Learning Standards for English Language Arts	Aligned Lessons
	<p>Determine Word Meanings Using Suffixes -ant and -ance/-ence</p> <p>Determine Word Meanings Using Roots port and struct</p> <p>Determine the Meanings of Related Words in a Word Family: identify and attach</p> <p>Determine Word Meanings Using Prefixes trans- and de-</p> <p>Determine Word Meanings Using Suffixes -ive and -age</p> <p>Determine Word Meanings Using Roots aud and spect</p> <p>Determine the Meanings of Related Words in a Word Family: create and inform</p> <p>Determine Word Meanings Using Prefixes il-/ir- and fore-</p> <p>Determine the Meanings of Related Words in a Word Family: distinct and depend</p>
<p>R.1.B.f using . . . general academic . . . words and phrases</p>	<p>Determine Word Meanings Using Context Clues 1</p> <p>Determine Word Meanings Using Prefixes over- and under-</p> <p>Determine Word Meanings Using Suffixes -ant and -ance/-ence</p> <p>Determine Word Meanings Using Roots port and struct</p>

**This lesson is related to the aligned standard*


***Correlation of Missouri Learning Standards for
English Language Arts to Lessons (continued)***

Grade 4 (continued)

 Missouri Learning Standards for English Language Arts	Aligned Lessons
	<p>Determine the Meanings of Related Words in a Word Family: identify and attach</p> <p>Determine Word Meanings Using Context Clues 2</p> <p>Determine Word Meanings Using Context Clues 3</p> <p>Determine Word Meanings Using Prefixes trans- and de-</p> <p>Determine Word Meanings Using Suffixes -ive and -age</p> <p>Determine Word Meanings Using Roots aud and spect</p> <p>Determine the Meanings of Related Words in a Word Family: create and inform</p> <p>Determine Word Meanings Using Context Clues 4</p> <p>Determine Word Meanings Using Prefixes il-/ir- and fore-</p> <p>Determine Word Meanings Using Context Clues 5</p> <p>Determine the Meanings of Related Words in a Word Family: distinct and depend</p>
<p>R.1.C.a text to text (ideas and information in various fiction and nonfiction works, using compare . . .)</p>	<p>Close Reading: Connecting Presentations of a Text</p>


**Correlation of Missouri Learning Standards for
English Language Arts to Lessons (continued)**

Grade 4 (continued)

 Missouri Learning Standards for English Language Arts	Aligned Lessons
	Close Reading: Comparing Patterns of Events in Stories
R.2.A.a . . . [I]dentify the theme	Theme of a Poem
R.2.A.a summarize . . . the events/plot . . .	Close Reading: Summarizing Literary Texts
R.2.A.a summarize and sequence the events/plot, explain how past events impact future events, and identify the theme	Describe Settings and Events*
R.2.A.b describe the personality traits of characters from their thoughts, words, and actions	Close Reading: Describing Characters in Plays*
R.2.A.d compare and contrast the adventures or exploits of characters and their roles	Comparing Patterns of Events in Stories*
R.2.A.e compare and contrast the point of view from which stories are narrated; explain whether the narrator or speaker of a story is first or third person	Close Reading: Comparing Points of View Point of View Exploring Point of View in Literature*
R.2.B.a explain structural elements of poetry	Close Reading: Elements of Poetry Close Reading: Comparing Poems, Plays, and Prose* Elements of Poetry Comparing Poems and Prose* Explaining the Structure of a Poem
R.2.C.b explain structural elements of dramatic literature	Parts of Plays* Close Reading: Elements of Plays* Elements of Plays


***Correlation of Missouri Learning Standards for
English Language Arts to Lessons (continued)***

Grade 4 (continued)

 Missouri Learning Standards for English Language Arts	Aligned Lessons
R.3.A.a use multiple text features to locate information and gain an overview of the contents of text	Interpreting Visual Information*
R.3.A.b describe the . . . ideas, concepts, or steps needed to carry out a procedure	Close Reading: Understanding Technical Texts
R.3.A.b describe the sequence of events . . . or steps needed to carry out a procedure	Close Reading: Understanding Scientific Texts
R.3.A.b describe the sequence of events, ideas . . . or steps needed to carry out a procedure	Understanding Technical and Scientific Texts
R.3.A.b describe the sequence of events, ideas, concepts, or steps needed to carry out a procedure	Understanding Historical Texts
R.3.A.c interpret and explain factual information presented graphically	Close Reading: Interpreting Visual Information* Interpreting Visual Information*
R.3.B.b analyze, make inferences, and draw conclusions about persuasive text; use evidence from the text to explain the author's purpose; and support the analysis	Evaluating Arguments in Informational Text*
R.3.C.b explain explicit and implicit relationships among ideas in texts	Understanding Scientific Texts*
R.3.C.d compare and contrast a firsthand and secondhand account of the same event or topic	Close Reading: Comparing Accounts of the Same Topic Analyzing Accounts of the Same Topic Integrating Information Comparing Story Topics and Themes*
RF.3.A.b reading root words, prefixes, and suffixes and important words from specific content curricula	Determine Word Meanings Using Prefixes over- and under-*


**Correlation of Missouri Learning Standards for
English Language Arts to Lessons (continued)**

Grade 4 (continued)

 Missouri Learning Standards for English Language Arts	Aligned Lessons
	<p>Determine Word Meanings Using Suffixes -ant and -ance/-ence*</p> <p>Determine Word Meanings Using Roots port and struct*</p> <p>Determine the Meanings of Related Words in a Word Family: identify and attach*</p> <p>Determine Word Meanings Using Prefixes trans- and de-*</p> <p>Determine Word Meanings Using Suffixes -ive and -age*</p> <p>Determine Word Meanings Using Roots aud and spect*</p> <p>Determine the Meanings of Related Words in a Word Family: create and inform*</p> <p>Determine Word Meanings Using Prefixes il-/ir- and fore-*</p> <p>Determine the Meanings of Related Words in a Word Family: distinct and depend*</p>
<p>L.1.B.i use . . . knowledge of . . . morphology (roots, affixes) to read . . . accurately . . .</p>	<p>Determine the Meanings of Related Words in a Word Family: identify and attach</p> <p>Determine the Meanings of Related Words in a Word Family: create and inform</p> <p>Determine the Meanings of Related Words in a Word Family: distinct and depend</p>

**Correlation of Missouri Learning Standards for
English Language Arts to Lessons (continued)**


Grade 5

 Missouri Learning Standards for English Language Arts	Aligned Lessons
R.1.A.a . . . [I]nferring by referencing textual evidence to support analysis of what the text says explicitly as well as inferences drawn from the text	Close Reading: Using Details to Support Inferences Close Reading: Inferences About Literary Text Supporting Inferences About Informational Text
R.1.A.b . . . [P]roviding textual evidence of what the text says explicitly as well as inferences drawn from the text	Close Reading: Using Details to Support Inferences Close Reading: Inferences About Literary Text Supporting Inferences About Informational Text
R.1.A.b drawing conclusions by providing textual evidence of what the text says explicitly as well as inferences drawn from the text	Making Inferences Inferences about Informational Text Inferences About Literary Text Main Ideas and Details*
R.1.B.a determining the meaning of academic English words derived from Latin, Greek, or other linguistic root words and their prefixes and suffixes . . .	Determine the Meanings of Related Words in a Word Family: respond and construct Determine the Meanings of Related Words in a Word Family: state and legal Determine the Meanings of Related Words in a Word Family: achieve and rely
R.1.B.a determining the meaning of academic English words derived from Latin, [or] Greek . . . suffixes . . .	Determine Word Meanings Using Suffixes -al and -ity Determine Word Meanings Using Suffixes -ian and -ious

**This lesson is related to the aligned standard*

**Correlation of Missouri Learning Standards for
English Language Arts to Lessons (continued)**


Grade 5 (continued)

 Missouri Learning Standards for English Language Arts	Aligned Lessons
R.1.B.b using context to determine meaning of unfamiliar or multiple-meaning words	Close Reading: Language and Meaning*
R.1.B.c constructing analogies	Understanding the Relationship Between Words
R.1.B.d explaining the meaning of common idioms . . . in text	Determine Word Meanings Using Context Clues 3
R.1.B.d explaining the meaning of common idioms, adages, similes, metaphors, hyperboles, and other sayings in text	Understanding Figurative Language*
R.1.B.e identifying and using words and phrases that signal contrast, addition, and relationships	Comparing Text Structures, Part 1 Comparing Text Structures, Part 2 Determining Word Meaning Using Context Clues*
R.1.B.f using a . . . glossary . . . to determine pronunciations . . . [and] meanings . . .	Determine Word Meanings Using Prefixes inter- and anti- Determine Word Meanings Using Suffixes -al and -ity Determine Word Meanings Using Roots scrib/scrip and phon Determine the Meanings of Related Words in a Word Family: respond and construct Determine Word Meanings Using Prefixes multi- and semi- Determine Word Meanings Using Suffixes -ian and -ious Determine Word Meanings Using Roots meter/metr and ped

*This lesson is related to the aligned standard


***Correlation of Missouri Learning Standards for
English Language Arts to Lessons (continued)***

Grade 5 (continued)

 Missouri Learning Standards for English Language Arts	Aligned Lessons
	<p>Determine the Meanings of Related Words in a Word Family: state and legal</p> <p>Determine Word Meanings Using Roots dict and mit/miss</p> <p>Determine the Meanings of Related Words in a Word Family: achieve and rely</p>
<p>R.1.B.f using a dictionary, a glossary, or a thesaurus (printed or electronic) to determine pronunciations, parts of speech, meanings, and alternate word choices</p>	<p>Using Print and Digital Reference Guides to Determine Word Meanings</p>
<p>R.1.B.g using . . . general academic . . . words and phrases</p>	<p>Determine Word Meanings Using Context Clues 1</p> <p>Determine Word Meanings Using Prefixes inter- and anti-</p> <p>Determine Word Meanings Using Suffixes -al and -ity</p> <p>Determine Word Meanings Using Roots scrib/scrip and phon</p> <p>Determine the Meanings of Related Words in a Word Family: respond and construct</p> <p>Determine Word Meanings Using Context Clues 2</p> <p>Determine Word Meanings Using Context Clues 3</p> <p>Determine Word Meanings Using Prefixes multi- and semi-</p>

**Correlation of Missouri Learning Standards for
English Language Arts to Lessons (continued)**


Grade 5 (continued)

 Missouri Learning Standards for English Language Arts	Aligned Lessons
	<p>Determine Word Meanings Using Suffixes -ian and -ious</p> <p>Determine Word Meanings Using Roots meter/metr and ped</p> <p>Determine the Meanings of Related Words in a Word Family: state and legal</p> <p>Determine Word Meanings Using Context Clues 4</p> <p>Determine Word Meanings Using Roots dict and mit/miss</p> <p>Determine the Meanings of Related Words in a Word Family: achieve and rely</p>
R.2.A.a compare and contrast the roles and functions of characters in various plots [and] their relationships . . .	Close Reading: Comparing and Contrasting Characters in Drama
R.2.A.a compare and contrast the roles and functions of characters in various plots, their relationships, and their conflicts	Comparing and Contrasting Characters
R.2.A.b explain the theme . . . in a story or novel	<p>Theme of a Poem</p> <p>Comparing and Contrasting Stories in the Same Genre</p>
R.2.A.b explain the theme or moral lesson, conflict, and resolution in a story or novel	<p>Close Reading: Finding the Theme of a Story*</p> <p>Theme of a Story</p>
R.2.A.c describe how a narrator's or speaker's point of view influences events	Exploring Point of View in Literature
R.2.A.g introduce different forms of third-person points of view in stories	Exploring Point of View in Literature*

*This lesson is related to the aligned standard

**Correlation of Missouri Learning Standards for
English Language Arts to Lessons (continued)**


Grade 5 (continued)

 Missouri Learning Standards for English Language Arts	Aligned Lessons
R.2.B.b identify forms of poems	Comparing Poems and Prose Close Reading: Understanding Structure in Poetry*
R.2.C.b identify structural elements of dramatic literature	Close Reading: Understanding Structure in Drama* Structure in Drama
R.2.C.c evaluate the critical impact of sensory details, imagery, and figurative language	Figurative Language
R.3.A.b interpret details from procedural text to complete a task, solve a problem, or perform an action	Summarizing Informational Texts*
R.3.B.a evaluate if the author's purpose was achieved, identify reasons for the decision, and provide evidence to support the claim	Close Reading: Understand Supporting Evidence* Understanding Supporting Evidence*
R.3.B.b analyze multiple accounts of the same event or topic, noting important similarities and differences in the point of view they represent	Close Reading: Analyzing Accounts of the Same Topic Analyzing Accounts of the Same Topic
R.3.B.d identify the author's viewpoint or position, supporting premises and evidence, and conclusion of a persuasive argument	Close Reading: Understand Supporting Evidence* Understanding Supporting Evidence*
R.3.B.f explain the type of evidence used to support a claim in a persuasive text	Close Reading: Understand Supporting Evidence* Understanding Supporting Evidence*
R.3.B.g use reasoning to determine the logic of an author's conclusion and provide evidence to support reasoning	Close Reading: Understand Supporting Evidence Understanding Supporting Evidence

*This lesson is related to the aligned standard

**Correlation of Missouri Learning Standards for
English Language Arts to Lessons (continued)**


Grade 5 (continued)

 Missouri Learning Standards for English Language Arts	Aligned Lessons
R.3.C.a identify devices used in biographies and autobiographies, including how an author presents major events in a person's life	Comparing and Contrasting an Autobiography to a Biography*
R.3.C.c analyze how the pattern of organization of a text influences the relationships	Text Structures, Part 1* Text Structures, Part 2* Understanding Scientific Texts, Part 1 Understanding Technical Texts* Understanding Scientific Texts, Part 2*
R.3.C.d analyze multiple accounts of the same event or topic, noting similarities and differences in the point of view	Close Reading: Analyzing Accounts of the Same Topic
R.3.C.e integrate information from several texts on the same topic in order to write or speak about the subject knowledgeably	Close Reading: Using Multiple Sources
RF.3.A.b reading root words, prefixes, and suffixes, and important words from all specific content curricula	Determine Word Meanings Using Prefixes inter- and anti-* Determine Word Meanings Using Suffixes -al and -ity* Determine Word Meanings Using Roots scrib/scrip and phon* Determine the Meanings of Related Words in a Word Family: respond and construct* Determine Word Meanings Using Prefixes multi- and semi-* Determine Word Meanings Using Suffixes -ian and -ious*

**This lesson is related to the aligned standard*


***Correlation of Missouri Learning Standards for
English Language Arts to Lessons (continued)***

Grade 5 (continued)

 Missouri Learning Standards for English Language Arts	Aligned Lessons
	<p>Determine Word Meanings Using Roots meter/metr and ped*</p> <p>Determine the Meanings of Related Words in a Word Family: state and legal*</p> <p>Determine Word Meanings Using Roots dict and mit/miss*</p> <p>Determine the Meanings of Related Words in a Word Family: achieve and rely*</p>
<p>L.1.B.j use . . . knowledge of . . . morphology (roots, affixes) to read . . . words . . .</p>	<p>Determine the Meanings of Related Words in a Word Family: respond and construct</p> <p>Determine the Meanings of Related Words in a Word Family: state and legal</p> <p>Determine the Meanings of Related Words in a Word Family: achieve and rely</p>


**Correlation of Missouri Learning Standards for
English Language Arts to Lessons (continued)**

Grade 6

 Missouri Learning Standards for English Language Arts	Aligned Lessons
RL.1.A.1 . . . [I]nfer and analyze . . . the text . . .	Identifying Theme in Literature
RL.1.A.1 . . . [I]nfer and analyze by citing textual evidence to support . . . inferences drawn from the text.	Making Inferences About Characters in Literature Making Inferences About Literature
RL.1.A.1 . . . [I]nfer and analyze by citing textual evidence to support analysis of what the text says explicitly as well as inferences drawn from the text.	Making Inferences from Informational Text Summarizing Literature Understanding Plot in Literature Analyzing Character Development in Literature Analyzing Plot Development
RL.1.B.1 Determine the meaning of words and phrases as they are used in the text . . .	Determining Word Meaning Using Context Clues
RL.1.B.1 Determine the meaning of words and phrases as they are used in the text . . . using . . . affixes . . .	Determining Word Meaning Using Greek and Latin Roots and Affixes Using Greek and Latin Roots and Affixes
RL.1.B.1 Determine the meaning of words and phrases as they are used in the text, including . . . connotative meanings . . .	Analyzing the Impact of Word Choice on Tone and Meaning in Literature
RL.1.B.1 Determine the meaning of words and phrases as they are used in the text, including figurative . . . meanings . . .	Examining Figurative Language in Literature Figurative Language and Allusions
RL.1.D.1 . . . [S]ummarize the text.	Summarizing Literature Summarizing: Literary Text
RL.1.D.1 Using appropriate text, determine the theme(s) of a text . . .	Identifying the Theme


**Correlation of Missouri Learning Standards for
English Language Arts to Lessons (continued)**

Grade 6 (continued)

 Missouri Learning Standards for English Language Arts	Aligned Lessons
RL.1.D.1 Using appropriate text, determine the theme(s) of a text and cite evidence of its development . . .	Identifying Theme in Literature
RL.2.A.1 Analyze how a particular . . . stanza . . . contributes to meaning.	Analyzing the Structure and Elements of Poetry
RL.2.A.1 Analyze how a particular sentence, chapter [or] scene . . . contributes to meaning.	Understanding Plot in Literature
RL.2.A.1 Analyze how a particular sentence, chapter, scene, stanza, or image contributes to meaning.	Identifying Theme in Literature* Summarizing Literature* Analyzing Character Development in Literature* Analyzing How Components of Informational Text Fit Together Analyzing Play Structure
RL.2.C.1 Analyze how word choice . . . contributes to meaning.	Analyzing the Impact of Word Choice on Tone and Meaning in Literature Analyzing Word Choice
RL.2.D.1 Describe how a particular text's plot unfolds in a series of episodes . . .	Analyzing Plot Development
RL.2.D.1 Describe how a particular text's plot unfolds in a series of episodes as well as how the characters respond or change as the plot moves toward a resolution.	Making Inferences About Characters in Literature* Summarizing Literature Understanding Plot in Literature* Analyzing Character Development in Literature


**Correlation of Missouri Learning Standards for
English Language Arts to Lessons (continued)**

Grade 6 (continued)

 Missouri Learning Standards for English Language Arts	Aligned Lessons
RL.3.A.1 Compare and contrast the experience of reading a story, drama, or poem to listening to or viewing an audio, video, or live version of the same text, noting how a performance impacts personal interpretation.	Comparing and Contrasting Literature in Print to Multimedia Versions
RL.3.B.1 Compare and contrast texts in different genres that address similar themes or topics.	Comparing and Contrasting Literary Texts Comparing and Contrasting an Autobiography to a Biography
RI.1.A.1 . . . [I]nfer and analyze by citing textual evidence to support analysis of what the text says explicitly as well as inferences drawn from the text.	Making Inferences from Informational Text Determining Central Idea of Informational Text Summarizing Informational Text Analyzing the Development of Central Ideas in Informational Text
RI.1.B.1 Determine the meaning of words and phrases as they are used in the text . . .	Determining Word Meaning Using Context Clues
RI.1.B.1 Determine the meaning of words and phrases as they are used in the text . . . using . . . affixes . . .	Determining Word Meaning Using Greek and Latin Roots and Affixes Using Greek and Latin Roots and Affixes
RI.1.C.1 Interpret visual elements of a text including those from different media . . .	Using Information from Different Media Sources to Investigate a Topic
RI.1.D.1 . . . [S]ummarize the text.	Summarizing Informational Text
RI.1.D.1 Explain the central/main idea(s) of a text and cite evidence of its development . . .	Determining Central Idea of Informational Text
RI.2.A.1 Analyze how a particular sentence, paragraph [or] section . . . contributes to meaning.	Analyzing How Components of Informational Text Fit Together

**Correlation of Missouri Learning Standards for
English Language Arts to Lessons (continued)**


Grade 6 (continued)

 Missouri Learning Standards for English Language Arts	Aligned Lessons
	Analyzing Problem and Solution Text Structure Analyzing How Science Texts Are Organized
RI.2.A.1 Analyze how a particular sentence, paragraph, section, or image contributes to meaning.	Analyzing How a Key Individual, Event, or Idea Is Developed in Informational Text* Analyzing Compare and Contrast Text Structure
RI.2.B.1 Explain how an author's point of view or purpose is conveyed in a text.	Determining Point of View and Purpose in Informational Text
RI.2.C.1 Analyze how word choice, including the use of . . . connotations . . . contributes to meaning.	Analyzing the Impact of Word Choice on Tone and Meaning in Literature
RI.2.C.1 Analyze how word choice, including the use of figurative language . . . contributes to meaning.	Examining Figurative Language in Literature
RI.2.D.1 Identify an author's argument in a text and distinguish claims that are supported by reasons and evidence from claims that are not.	Evaluating Arguments in Informational Text Evaluating Arguments
RI.3.A.1 Compare and contrast the experience of reading a text to listening to or viewing an audio or video version of the same text, noting how a performance impacts personal interpretation.	Comparing and Contrasting Literature in Print to Multimedia Versions
RI.3.B.1 Compare and contrast one author's presentation of events with that of another.	Analyzing How Different Authors Present the Same Information
RI.3.C.1 Explain how the text reflects historical and/or cultural contexts.	Comparing and Contrasting Fictional Stories and Historical Accounts*
RI.3.D.1 Read and comprehend informational text independently and proficiently.	Analyzing Development of Individuals Analyzing Compare and Contrast Text Structure

**This lesson is related to the aligned standard*


**Correlation of Missouri Learning Standards for
English Language Arts to Lessons (continued)**

Grade 7

 Missouri Learning Standards for English Language Arts	Aligned Lessons
RL.1.A.1 Draw conclusions, infer, and analyze by citing several pieces of textual evidence to support analysis of what the text says explicitly as well as inferences drawn from the text.	Citing Evidence: Literary Text
RL.1.B.1 Determine the meaning of words and phrases as they are used in the text, including . . . connotative meanings . . .	Understanding Connotative Meanings
RL.1.D.1 Using appropriate text, determine the theme(s) of a text and explain the relationship between the theme(s) and supporting evidence . . .	Analyzing the Development of Theme in Literature Analyzing Development of a Theme
RL.2.A.1 Analyze how a text's form or overall structure contributes to meaning.	Analyzing Plot Development* Analyzing the Structure of Drama Analyzing Different Structures of Poetry
RL.2.B.1 Analyze how an author develops and contrasts the points of view of different characters or narrators in a text.	Analyzing Differing Points of View in Literature Analyzing Narrative Point of View
RL.2.D.1 Analyze how the setting, characters, and plot of a text affect each other and contribute to meaning.	Making Inferences About Literature* Analyzing How Characters, Setting, and Plot Interact in Literary Text
RL.3.A.1 Compare and contrast a written story, drama, or poem to its audio, filmed, staged, or multimedia version, analyzing how the techniques unique to each medium contribute to meaning.	Comparing and Contrasting Literature to Multimedia Productions
RL.3.B.1 Compare and contrast a fictional portrayal of a time, place, or character with realistic accounts of the same subject matter.	Comparing and Contrasting Fictional Stories and Historical Accounts

**Correlation of Missouri Learning Standards for
English Language Arts to Lessons (continued)**


Grade 7 (continued)

 Missouri Learning Standards for English Language Arts	Aligned Lessons
RI.1.A.1 . . . [I]nfer and analyze by citing textual evidence to support . . . inferences drawn from the text.	Making Inferences About Informational Text
RI.1.A.1 . . . [Cite] several pieces of textual evidence to support analysis of what the text says explicitly as well as inferences drawn from the text.	Citing Evidence: Informational Text
RI.1.B.1 Determine the meaning of words and phrases as they are used in the text, including . . . connotative . . . meanings . . .	Understanding Connotative Meanings
RI.1.B.1 Determine the meaning of words and phrases as they are used in the text, including figurative, connotative, and content-specific meanings . . .	Examining Word Choice in Informational Text
RI.1.D.1 . . . [S]ummarize the text distinct from personal opinions.	Summarizing Social Studies Texts
RI.1.D.1 Explain the central/main idea(s) of a text and explain the relationship between the central idea(s) and supporting evidence; summarize the text distinct from personal opinions.	Analyzing the Development of Central Ideas in Informational Text*
RI.2.A.1 Analyze how a text's organization or overall structure contributes to meaning.	Analyzing Individuals, Ideas, or Events in Informational Texts*
RI.2.B.1 Analyze how an author develops his/her point of view or purpose and distinguishes it from those of others.	Analyzing Point of View or Purpose in Informational Text
RI.2.C.1 Analyze how word choice contributes to meaning and tone.	Determining Word Meaning Using Context Clues* Understanding Connotative Meanings* Examining Word Choice in Informational Text
RI.2.D.1 Evaluate an author's argument, assessing whether the reasoning is sound	Evaluating Arguments in Informational Text

**This lesson is related to the aligned standard*


***Correlation of Missouri Learning Standards for
English Language Arts to Lessons (continued)***

Grade 7 (continued)

 Missouri Learning Standards for English Language Arts	Aligned Lessons
and the evidence is relevant and sufficient to support the claims.	Analyzing Persuasive Techniques*
RI.3.A.1 Compare and contrast information presented in different mediums and analyze how the techniques unique to each medium contribute to meaning.	Comparing and Contrasting Information in Print to a Multimedia Presentation Evaluating Different Mediums for Presenting Information*


**Correlation of Missouri Learning Standards for
English Language Arts to Lessons (continued)**

Grade 8

 Missouri Learning Standards for English Language Arts	Aligned Lessons
RL.1.B.1 Determine the meaning of words and phrases as they are used in the text . . . using . . . reference materials.	Determining Word Meaning from Context Clues
RL.2.A.1 Analyze how an author's choice concerning a text's form or overall structure contributes to meaning.	Comparing and Contrasting Poetic Structures*
RL.2.C.1 Analyze how specific word choices and sentence structures contribute to meaning and tone.	Determining Word Meaning from Context Clues* Understanding Connotative Meanings* Figurative Language and Allusions*
RL.2.D.1 Analyze how literary devices are used to develop setting, reveal character, advance the plot, and contribute to meaning.	Analyzing Plot and Characters*
RL.2.D.1 Analyze how literary devices [dialogue] are used to . . . reveal character, [and] advance the plot . . .	Analyzing the Impact of Dialogue
RL.3.A.1 Analyze the extent to which a filmed or live production of a story or drama stays faithful to or departs from the text or script, evaluating the choices made by the director or actors.	Analyzing and Evaluating Multimedia Presentations of Literature
RL.3.C.1 Explain how themes reflect historical and/or cultural contexts.	Comparing and Contrasting Fictional Stories and Historical Accounts*
RI.1.B.1 Determine the meaning of words and phrases as they are used in the text . . . using . . . reference materials.	Determining Word Meaning from Context Clues
RI.2.A.1 Analyze how an author's choice concerning a text's organization or overall structure contributes to meaning.	Analyzing Procedural Documents*
RI.2.B.1 Analyze how the author acknowledges and responds to conflicting evidence or points of view in a text.	Analyzing Point of View and Purpose in Informational Text

***Correlation of Missouri Learning Standards for
English Language Arts to Lessons (continued)***

Grade 8 (continued)

	Missouri Learning Standards for English Language Arts	Aligned Lessons
	RI.2.C.1 Analyze how word choice and sentence structure contribute to meaning and tone.	Determining Word Meaning from Context Clues*
	RI.2.D.1 Evaluate an author's argument, assessing whether the reasoning is sound and the evidence is relevant and sufficient; recognize when irrelevant evidence is introduced.	Evaluating Arguments in Informational Texts
	RI.3.B.1 Analyze two or more texts that provide conflicting information on the same topic, and identify where the texts disagree on matter of fact or interpretation.	Analyzing Conflicting Information in Texts About the Same Topic