

ANIMAL BODY PARTS MATCHING GAME



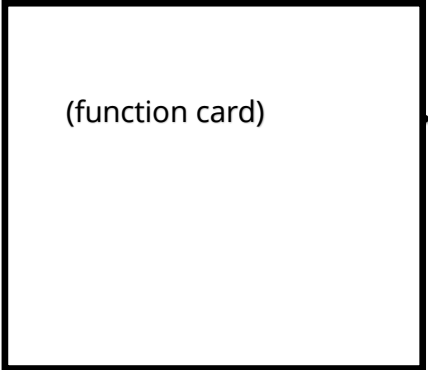
This game is all about matching the right body part and function to the correct animal.

How to play:

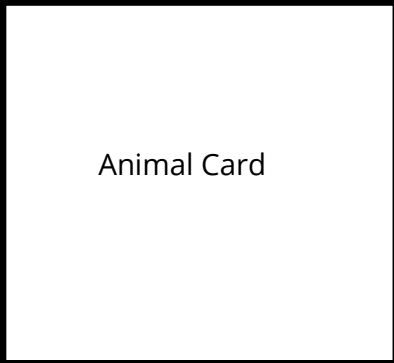
1. Stack all of the animal cards face down in the middle of the table.
2. Lay out all of the body part cards on the left side of the animal card stack, face up.
3. Lay out all of the function cards on the right side of the animal card stack, face up.
4. One player will draw an animal card from the middle deck. That individual will then have to choose one body part and one function to match with that animal. Once these are chosen, place them in the correct spots on the board game. When your group agrees, move all the cards in order to the “discard” part of the board.
5. The next player goes, repeating step 4.

Hint—each card is only used once! If you get to the end and your cards don't make sense, then you need to go back and fix your game board!

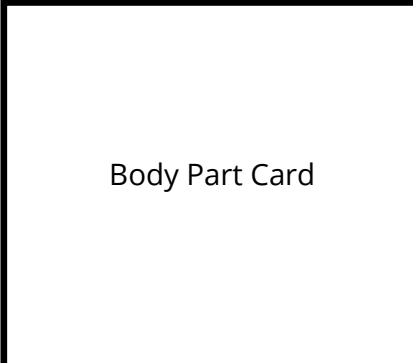
Game Board

The  uses its  to .

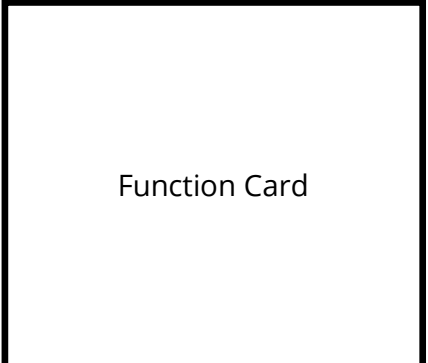
DISCARD USED CARDS HERE



Animal Card




Body Part Card




Function Card

ANIMAL CARDS



Dolphin



Brown Bear



Owl



Monkey



Serval



Armadillo



Pangolin



Komodo Dragon



Red Fox

BODY PART CARDS

Ears

Tail

Eyes

Claws

Tongue

Armor

Flippers

Arms

Wings

FUNCTION CARDS

hear its food

hang from
trees

see its food

get its food

smell its food

protect itself

swim

swing in the
trees

fly