

Project Observation Report

Project Name:	Tri Tech East Building C 1.5	Project No.	2208
Report #:	38		
Observation Date:	6-21-23	Last Report:	6-14-23
Prepared By:	Steve Mallory, AIA	Contractor:	Banlin

Weather:

Sunny	Wind calm	63°		From: 7:15am	To: 745am
-------	-----------	-----	--	--------------	-----------

Construction Activity Observed:

Schedule Activity No.	Work in Progress

Labor Resources Observed:

Contractor-Quantity	Contractor-Quantity

Observed Equipment on site: Sanican, 2 scissor lifts

Others/ Inspectors on site: -

Field Discussions: -

Percent Complete:	Pay-app (#8)	Completion Date:
Contract Amount	\$3,774,429.00	Original Contract NTP: Sept 21, 2022
Change Orders:	\$43,341.06	
Adjusted:	\$3,817,770.06	
Completed:	\$3,202,429.00, with \$160,121.45 retained	
Current Payment	\$321,988.50 (Incl. WSST)	Change Order date adjustment: 0 days
Overall % Complete:	83.9%	Expected Project End Date: June 30, 2023

Change Order Breakdown: ---.

Inspection Reports: Going well.

As-Builts: No issues.

Preparers Comments: They are nearing completion of the work except for a few outstanding parts for the Fire alarm system and the Audio-visual. Doing the final punchlist in the next few days and electrical are de-mobed and will come back for the last few items as they are delivered. All glazing installed, floors cleaned and waxed, look good. Fencing, gates and Landscaping is complete, the site is complete except for some minor final cleaning. The electrical panel guts and MDP are installed. Fire alarm systems wired but not complete FRP, VCT, rubrails and base are complete. Interior doors and hardware installed. Low voltage work nearly complete. RTUs are now on the roof waiting for the DOAS and panel. Computer cabinet is wired and the water heater and softener are set, sinks and the janitor sinks are installed and the water is on. Eye wash station is in and only some cabinet top and floor protector sheets remain. Dog wash stations and Kennels are in place. A few pieces of the main entry door lite stops and the ADA and actuator remain. Awnings are installed. Transformer installed in the shop. Storage room back panel shelf are in and A/V equipment started.

Construction Site Photos:



South Elevation



Southeast corner of the building



Main south gate



Looking northwest at the East elevation



Looking north at the parking area



Looking northeast at the site and the greenhouse



Southeast site



East elevation



Northeast site



Looking south at the east side of the site back towards the south entry



Looking southwest at the East elevation



Looking at the north end of the East elevation and the alleyway and TTE



Looking at the northeast corner of the building



Alleyway – looking west and the North elevation



Looking south at the parking area



Looking west at the alleyway from the north gate



Looking south along the west property line and west elevation



North elevation



North ramp and peninsula



Looking south along the front sidewalk



Front awnings



Main entry doors and sidelites



Southeast peninsula



Entry – looking north



Entry –vestibule door to e-w corridor



Typical restroom sinks




Restroom partitions and architectural accessories



Men's Restroom partitions and architectural accessories



Mechanical room –water softener and brine tank



Mechanical room –wall above the water softener and brine tank and ladder




Looking south into the entry



Looking north along the shop's east wall and lockers with diamond plate top



Looking northwest into the shops northwest corner



Looking west along the south wall of the shop



Looking west towards the shop's electrical panels and transformer mounted on the wall



Reels



Electrical panels and transformer



Looking south at the shop's south wall



Looking west at the shop's south wall



Storage room backboard and equipment, relocate lower panels to north wall, and raise



Looking west at the south wall of the shop



Looking southwest at the southwest corner of the north classroom



Looking west at the north wall of the north classroom



Looking west into the southwest corner of the north classroom




Looking west at the west wall of the north classroom



Looking north at the northeast corner of the north classroom



Looking west at the main east-west corridor



Looking east at the main east-west corridor



Electrical panel



Looking south at the lab casework on east wall



Dogwash stations



Exam room casework



Exam room casework



Kennels



Kennel Room vacuum and sink on the north wall



Janitor sink



Lab – eyewash station and east wall



Dogwash stations



Looking at the casework in the northwest corner of the south classroom



Looking at the casework at the north wall of the south classroom



Looking at the casework on the east wall of the south classroom



Looking southeast corner of the south classroom



Looking at the casework along the south wall of the south classroom



Looking southwest at the southwest corner of the south classroom



Looking north along the front sidewalk



South grass