

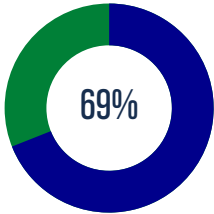


Evergreen Elementary School Scorecard

Reading

45th

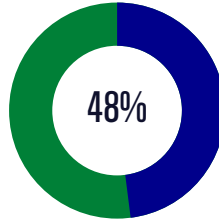
Achievement
Percentile
Nat'l Avg = 50th



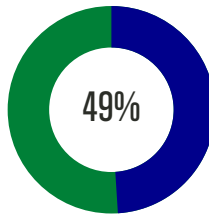
Percent of
Students Meeting
Growth
Projection
Nat'l Avg = 50

MAP Reading Measure, Spring 2023
Grades 1-5

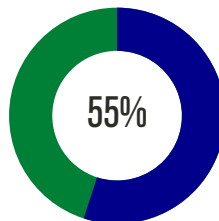
State Assessments



Percent of Students Exceeding Rigorous
College Readiness Standards in ELA
State Avg = 51%
Spring, 2022

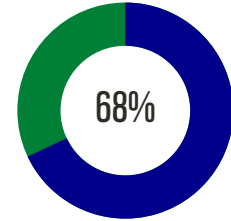


Percent of Students Exceeding Rigorous
College Readiness Standards in Math
State Avg = 38%
Spring, 2022



Percent of Students Exceeding
Standards in Science
State Avg = 50%
Spring, 2022, Grade 5

Regular Attendance

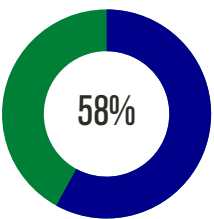


Percent of Students Averaging
Less Than Two Absences Per Month
State Avg = 67%
2021-22

Mathematics

44th

Achievement
Percentile
Nat'l Avg = 50th



Percent of
Students Meeting
Growth
Projection
Nat'l Avg = 50

MAP Math Measure, Spring 2023
Grades 1-5

Teacher Avg Yrs Experience

12.4 Years

Avg Years of
Classroom Experience
State Avg = 13.0

Student-to-Teacher Ratio



13.4 : 1
State Avg = 15.8

2022-23 School Year

483

Student Enrollment

35

Classroom Teachers

Evergreen Elementary School

215 E Eddy
Spokane, WA 99218
509-465-6400
evergreen.mead354.org