

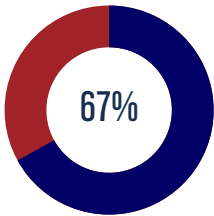


# Midway Elementary School Scorecard

## Reading

# 86th

Achievement  
Percentile  
Nat'l Avg = 50th



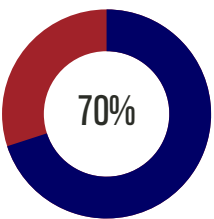
Percent of  
Students Meeting  
Growth  
Projection  
Nat'l Avg = 50

MAP Reading Measure, Spring 2023  
Grades 1-5

## Mathematics

# 88th

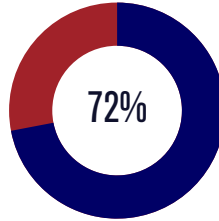
Achievement  
Percentile  
Nat'l Avg = 50th



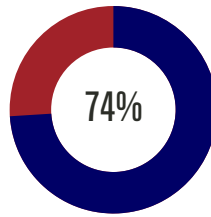
Percent of  
Students Meeting  
Growth  
Projection  
Nat'l Avg = 50

MAP Math Measure, Spring 2023  
Grades 1-5

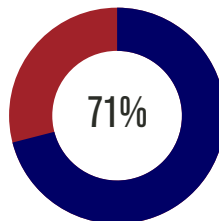
## State Assessments



Percent of Students Exceeding Rigorous  
College Readiness Standards in ELA  
State Avg = 51%  
Spring, 2022

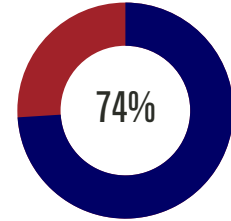


Percent of Students Exceeding Rigorous  
College Readiness Standards in Math  
State Avg = 38%  
Spring, 2022



Percent of Students Exceeding  
Standards in Science  
State Avg = 50%  
Spring, 2022, Grade 5

## Regular Attendance



Percent of Students Averaging  
Less Than Two Absences Per Month  
State Avg = 67%  
2021-22

## Teacher Avg Yrs Experience

# 16.5 Years

Avg Years of  
Classroom Experience  
State Avg = 13.0

## Student-to-Teacher Ratio



15.6 : 1  
State Avg = 15.3

2022-23 School Year

# 415

Student Enrollment

# 27

Classroom Teachers

## Midway Elementary School

821 E Midway Rd  
Colbert, WA 99005  
509-465-6700  
midway.mead354.org