

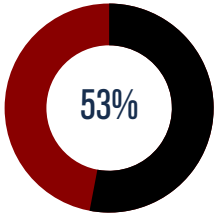


Mountainside Middle School Scorecard

Reading

64th

Achievement
Percentile
Nat'l Avg = 50th



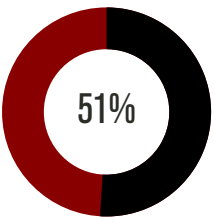
Percent of
Students Meeting
Growth
Projection
Nat'l Avg = 50

MAP Reading Measure, Spring 2023
Grades 6-8

Mathematics

59th

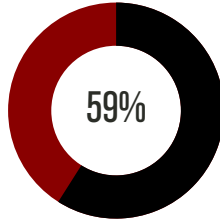
Achievement
Percentile
Nat'l Avg = 50th



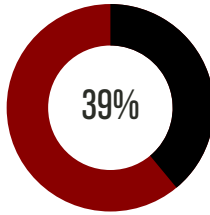
Percent of
Students Meeting
Growth
Projection
Nat'l Avg = 50

MAP Math Measure, Spring 2023
Grades 6-8

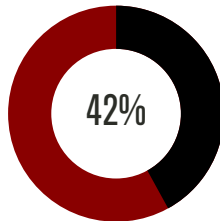
State Assessments



Percent of Students Exceeding Rigorous
College Readiness Standards in ELA
State Avg = 51%
Spring, 2022

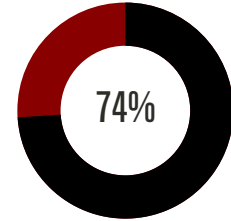


Percent of Students Exceeding Rigorous
College Readiness Standards in Math
State Avg = 38%
Spring, 2022



Percent of Students Exceeding
Standards in Science
State Avg = 40%
Spring, 2022, Grade 8

Regular Attendance




Percent of Students Averaging
Less Than Two Absences Per Month
State Avg = 67%
2021-22, All Grade Levels

Teacher Avg Yrs Experience

13.4 Years

Avg Years of
Classroom Experience
State Avg = 13.0

Student-to-Teacher Ratio



15.8 : 1
State Avg = 15.3 : 1

2022-23 School Year

793

Student Enrollment

48

Classroom Teachers

Mountainside Middle School

4717 E Day Mt Spokane Rd
Colbert, WA 99005
509-465-7400
mountainsidems.mead354.org