

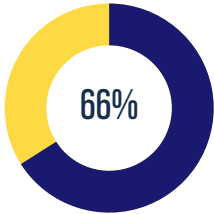


Shiloh Hills Elementary School Scorecard

Reading

47th

Achievement
Percentile
Nat'l Avg = 50th



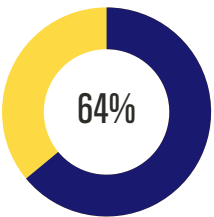
Percent of
Students Meeting
Growth
Projection
Nat'l Avg = 50

MAP Reading Measure, Spring 2023
Grades 1-5

Mathematics

47th

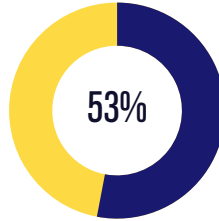
Achievement
Percentile
Nat'l Avg = 50th



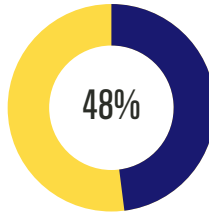
Percent of
Students Meeting
Growth
Projection
Nat'l Avg = 50

MAP Math Measure, Spring 2023
Grades 1-5

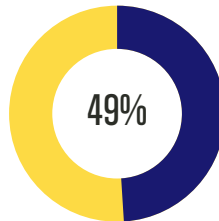
State Assessments



Percent of Students Exceeding Rigorous
College Readiness Standards in ELA
State Avg = 51%
Spring, 2022

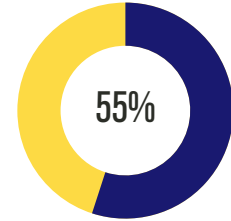


Percent of Students Exceeding Rigorous
College Readiness Standards in Math
State Avg = 38%
Spring, 2022



Percent of Students Exceeding
Standards in Science
State Avg = 50%
Spring, 2022, Grade 5

Regular Attendance



Percent of Students Averaging
Less Than Two Absences Per Month
State Avg = 67%
2021-22

Teacher Avg Yrs Experience

15.0 Years

Avg Years of
Classroom Experience
State Avg = 13.0

Student-to-Teacher Ratio



12.6 : 1
State Avg = 15.3

2022-23 School Year

407

Student Enrollment

28

Classroom Teachers

Shiloh Hills Elementary School

505 E Stonewall
Spokane, WA 99208
509-465-6800
shilohhills.mead354.org