

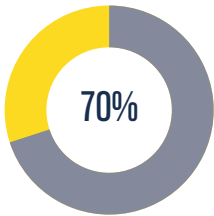


Skyline Elementary School Scorecard

Reading

90th

Achievement
Percentile
Nat'l Avg = 50th



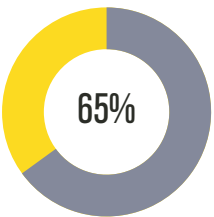
Percent of
Students Meeting
Growth
Projection
Nat'l Avg = 50

MAP Reading Measure, Spring 2023
Grades 1-5

Mathematics

90th

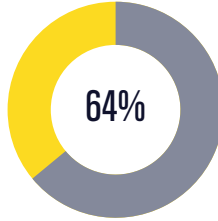
Achievement
Percentile
Nat'l Avg = 50th



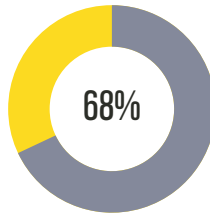
Percent of
Students Meeting
Growth
Projection
Nat'l Avg = 50

MAP Math Measure, Spring 2023
Grades 1-5

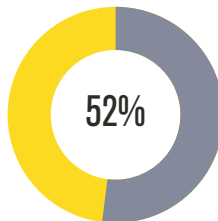
State Assessments



Percent of Students Exceeding Rigorous
College Readiness Standards in ELA
State Avg = 51%
Spring, 2022

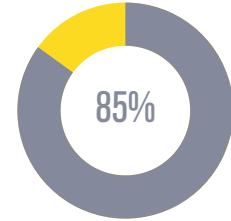


Percent of Students Exceeding Rigorous
College Readiness Standards in Math
State Avg = 38%
Spring, 2022



Percent of Students Exceeding
Standards in Science
State Avg = 50%
Spring, 2022, Grade 5

Regular Attendance



Percent of Students Averaging
Less Than Two Absences Per Month
State Avg = 67%
2021-22

Teacher Avg Yrs Experience

13.1 Years

Avg Years of
Classroom Experience
State Avg = 13.0

Student-to-Teacher Ratio



14.3 : 1
State Avg = 15.3

2022-23 School Year

364

Student Enrollment

25

Classroom Teachers

Skyline Elementary School

9911 N Bob Olson Ln
Spokane, WA 99208
509-867-2300
skyline.mead354.org