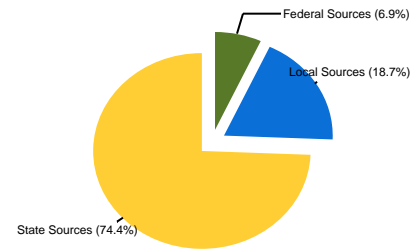


**Consolidated Financial Statement
Sources and Uses of Funds - General Fund
Minnesota Department of Education
Two Year Period Ending June 30, 2015**

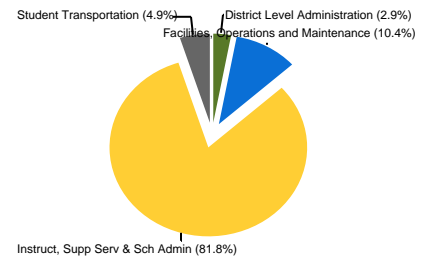
MONTICELLO PUBLIC SCHOOL DISTRICT #0882-01

	Actual 13-14	% of Total 13-14	Actual 14-15	% of Total 14-15
Sources of Funds:				
Local Sources:				
Property Taxes	\$3,540,323	7.4%	\$5,414,125	10.6%
All Other Local	<u>\$3,358,730</u>	7.0%	<u>\$4,124,338</u>	8.1%
Total Local Sources	\$6,899,054	14.4%	\$9,538,463	18.7%
State Sources:				
General Education Aid	\$27,292,535	57.0%	\$29,520,393	57.9%
Special Education Aid	\$8,241,712	17.2%	\$8,007,279	15.7%
All Other State Aid	<u>\$2,354,309</u>	4.9%	<u>\$366,019</u>	.7%
Total State Sources	\$37,888,556	79.1%	\$37,893,691	74.3%
Federal Sources:				
Federal Sources	\$3,115,772	6.5%	\$3,537,322	6.9%
Total Sources of Funds:				
	<u>\$47,903,381</u>	100.0%	<u>\$50,969,476</u>	100.0%
Uses of Funds:				
Instruction:				
Salaries	\$22,149,822	46.7%	\$23,735,431	46.6%
Benefits and Payroll Taxes	\$9,293,782	19.6%	\$10,092,452	19.8%
All Other	<u>\$3,091,324</u>	6.5%	<u>\$3,744,408</u>	7.4%
Total Instruction	\$34,534,928	72.9%	\$37,572,291	73.8%
Instructional and Pupil Support Services:				
Salaries	\$1,719,792	3.6%	\$1,817,130	3.6%
Benefits and Payroll Taxes	\$707,022	1.5%	\$745,735	1.5%
All Other	<u>\$228,885</u>	.5%	<u>\$391,148</u>	.8%
Total Instructional and Pupil Support Services	\$2,655,699	5.6%	\$2,954,014	5.8%
School Level Administration:				
Salaries	\$813,853	1.7%	\$863,331	1.7%
Benefits and Payroll Taxes	\$223,964	.5%	\$226,484	.4%
All Other	<u>\$12,979</u>	.0%	<u>\$8,843</u>	.0%
Total School Level Administration	\$1,050,796	2.2%	\$1,098,659	2.2%
Facilities, Operations and Maintenance:				
Salaries	\$1,308,569	2.8%	\$1,380,658	2.7%
Benefits and Payroll Taxes	\$663,127	1.4%	\$668,866	1.3%
All Other	<u>\$3,279,391</u>	6.9%	<u>\$3,236,867</u>	6.4%
Total Facilities, Operations and Maintenance	\$5,251,088	11.1%	\$5,286,392	10.4%
Subtotal School Level Education Services:				
	\$43,492,511	91.8%	\$46,911,355	92.2%
Student Transportation:				
Salaries	\$81,101	.2%	\$90,497	.2%
Benefits and Payroll Taxes	\$13,581	.0%	\$13,976	.0%
All Other	<u>\$2,386,974</u>	5.0%	<u>\$2,409,654</u>	4.7%
Total Student Transportation	\$2,481,657	5.2%	\$2,514,127	4.9%
District Level Administration:				
Salaries	\$909,512	1.9%	\$967,153	1.9%
Benefits and Payroll Taxes	\$419,272	.9%	\$390,761	.8%
All Other	<u>\$94,591</u>	.2%	<u>\$121,961</u>	.2%
Total District Level Administration	\$1,423,375	3.0%	\$1,479,875	2.9%

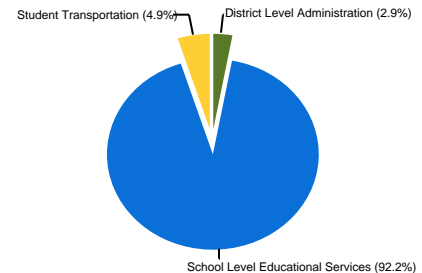
Sources of General Funds



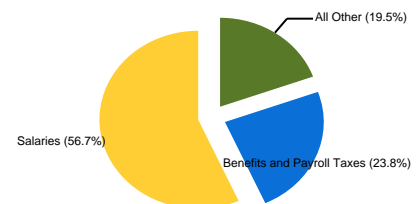
Uses of General Funds by Function/Activity



Uses of General Funds - School Level vs District Level



Uses of General Funds - Employee Compensation vs All Other



**Consolidated Financial Statement
Sources and Uses of Funds - General Fund
Minnesota Department of Education
Two Year Period Ending June 30, 2015**

MONTICELLO PUBLIC SCHOOL DISTRICT #0882-01

	Actual 13-14	% of Total 13-14	Actual 14-15	% of Total 14-15
Total Uses of Funds:	<u>\$47,397,543</u>	100.0%	<u>\$50,905,358</u>	100.0%
Additional:				
Sources Over (Under) Uses	\$505,838		\$64,118	
Other Financing Sources(Uses)	\$7,845		\$24,688	
Other Adjustments	\$13,394,996		\$0	
Net Transfers In (Out)	<u>\$0</u>		<u>\$0</u>	
Net Changes in Funds	\$13,908,678		\$88,806	
Total Fund Balance:				
Beginning of Year	<u>\$6,697,498</u>		<u>\$7,211,180</u>	
End of Year	\$7,211,180		\$7,299,987	

**Consolidated Financial Statement
Sources and Uses of Funds - General Fund
Minnesota Department of Education
Two Year Period Ending June 30, 2015**

MONTICELLO PUBLIC SCHOOL DISTRICT #0882-01

Sources and Uses of Funds

	Actual 13-14	Actual 14-15
General Fund		
Total Sources	\$47,903,381	\$50,969,476
Total Uses	\$47,397,543	\$50,905,358
Other Financing Sources (Uses) & Net Transfers	<u>\$13,402,840</u>	<u>\$24,688</u>
Net Change in Funds	<u>\$13,908,678</u>	<u>\$88,806</u>
Ending Fund Balance (See Note 1)	\$7,211,180	\$7,299,987

Other Funds

Food Service

Total Sources	\$1,836,240	\$1,956,367
Total Uses	\$1,780,812	\$1,936,767
Other Financing Sources (Uses) & Net Transfers	<u>\$0</u>	<u>\$1,398</u>
Net Change in Funds	<u>\$55,427</u>	<u>\$20,998</u>
Ending Fund Balance (See Note 1)	\$104,155	\$125,154

Community Service

Total Sources	\$2,760,953	\$2,449,883
Total Uses	\$2,735,212	\$2,392,423
Other Financing Sources (Uses) & Net Transfers	<u>\$0</u>	<u>\$0</u>
Net Change in Funds	<u>\$25,741</u>	<u>\$57,460</u>
Ending Fund Balance (See Note 1)	\$587,299	\$644,759

Building Construction

Total Sources	\$0	\$0
Total Uses	\$0	\$761,552
Other Financing Sources (Uses) & Net Transfers	<u>\$0</u>	<u>\$0</u>
Net Change in Funds	<u>\$0</u>	<u>-\$761,552</u>
Ending Fund Balance (See Note 1)	\$0	-\$761,552

Debt Service

Total Sources	\$4,768,039	\$5,118,995
Total Uses	\$4,889,025	\$5,002,175
Other Financing Sources (Uses) & Net Transfers	<u>\$0</u>	<u>\$0</u>
Net Change in Funds	<u>-\$120,986</u>	<u>\$116,820</u>
Ending Fund Balance (See Note 1)	\$1,084,990	\$1,201,810

Total

Total Sources	\$57,268,613	\$60,494,721
Total Uses	\$56,802,593	\$60,998,274

Notes: 1. Amount Includes Reserved Fund Balances

Key Statistics

	Actual 13-14	Actual 14-15
Number of Students (ADM-Average Daily Membership)	4,104	4,207
Per Student Sources of Funds - General Fund	\$11,672	\$12,115
Per Student Uses of Funds - General Fund		
Instruction and Support Services	\$9,062	\$9,633
School Level Administration	\$256	\$261
Facilities, Operations and Maintenance	\$1,279	\$1,257
Student Transportation	\$605	\$598
District Level Administration	<u>\$347</u>	<u>\$352</u>
Total Per Student Use of Funds - General Fund	\$11,549	\$12,100
ADM Served per Licensed Instructional Staff	16.31	16.31

**Consolidated Financial Statement
Sources and Uses of Funds - General Fund
Minnesota Department of Education
Two Year Period Ending June 30, 2015**

MONTICELLO PUBLIC SCHOOL DISTRICT #0882-01

Sources and Uses of Funds

	<u>Actual</u> <u>13-14</u>	<u>Actual</u> <u>14-15</u>
Other Financing Sources/Uses & Net Transfers	\$13,402,840	\$26,086
Net Change in Funds	\$13,868,861	-\$477,467
Ending Fund Balance (See Note 1)	\$8,987,625	\$8,510,158

Notes: 1. Amount Includes Reserved Fund Balances