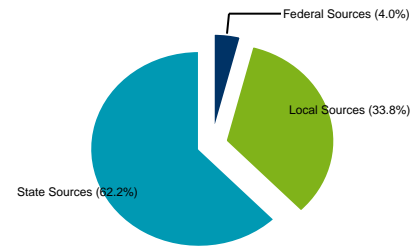


Consolidated Financial Statement
Sources and Uses of Funds - General Fund
Minnesota Department of Education
Two Year Period Ending June 30, 2020

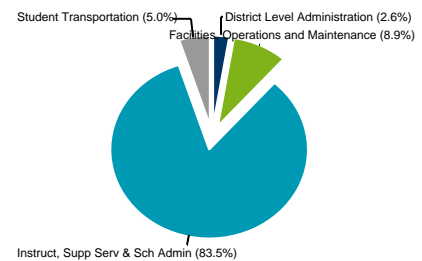
MONTICELLO PUBLIC SCHOOL DISTRICT #0882-01

	Actual 18-19	% of Total 18-19	Actual 19-20	% of Total 19-20
Sources of Funds:				
Local Sources:				
Property Taxes	\$8,091,585	14.4%	\$8,826,548	15.1%
All Other Local	<u>\$11,190,313</u>	19.9%	<u>\$10,952,427</u>	18.7%
Total Local Sources	\$19,281,898	34.3%	\$19,778,974	33.8%
State Sources:				
General Education Aid	\$31,293,170	55.7%	\$32,360,773	55.3%
Special Education Aid	\$2,478,044	4.4%	\$3,205,214	5.5%
All Other State Aid	<u>\$564,960</u>	1.0%	<u>\$868,409</u>	1.5%
Total State Sources	\$34,336,174	61.1%	\$36,434,396	62.2%
Federal Sources:				
Federal Sources	\$2,576,957	4.6%	\$2,320,346	4.0%
Total Sources of Funds:	<u>\$56,195,029</u>	100.0%	<u>\$58,533,716</u>	100.0%
Uses of Funds:				
Instruction:				
Salaries	\$27,354,463	49.2%	\$27,746,087	49.4%
Benefits and Payroll Taxes	\$11,691,808	21.0%	\$11,848,402	21.1%
All Other	<u>\$2,275,152</u>	4.1%	<u>\$2,261,369</u>	4.0%
Total Instruction	\$41,321,423	74.3%	\$41,855,858	74.5%
Instructional and Pupil Support Services:				
Salaries	\$1,792,484	3.2%	\$1,795,338	3.2%
Benefits and Payroll Taxes	\$846,604	1.5%	\$825,718	1.5%
All Other	<u>\$836,464</u>	1.5%	<u>\$1,081,120</u>	1.9%
Total Instructional and Pupil Support Services	\$3,475,553	6.3%	\$3,702,176	6.6%
School Level Administration:				
Salaries	\$1,045,378	1.9%	\$1,054,493	1.9%
Benefits and Payroll Taxes	\$332,510	.6%	\$313,292	.6%
All Other	<u>\$10,845</u>	.0%	<u>\$5,604</u>	.0%
Total School Level Administration	\$1,388,733	2.5%	\$1,373,390	2.4%
Facilities, Operations and Maintenance:				
Salaries	\$1,620,571	2.9%	\$1,594,517	2.8%
Benefits and Payroll Taxes	\$753,310	1.4%	\$735,579	1.3%
All Other	<u>\$2,931,058</u>	5.3%	<u>\$2,651,504</u>	4.7%
Total Facilities, Operations and Maintenance	\$5,304,940	9.5%	\$4,981,600	8.9%
Subtotal School Level Education Services:	\$51,490,648	92.6%	\$51,913,024	92.4%
Student Transportation:				
Salaries	\$63,765	.1%	\$65,967	.1%
Benefits and Payroll Taxes	\$5,645	.0%	\$9	.0%
All Other	<u>\$2,647,287</u>	4.8%	<u>\$2,763,628</u>	4.9%
Total Student Transportation	\$2,716,697	4.9%	\$2,829,604	5.0%
District Level Administration:				
Salaries	\$846,867	1.5%	\$871,210	1.6%
Benefits and Payroll Taxes	\$317,486	.6%	\$342,286	.6%
All Other	<u>\$217,952</u>	.4%	<u>\$235,522</u>	.4%
Total District Level Administration	\$1,382,305	2.5%	\$1,449,018	2.6%

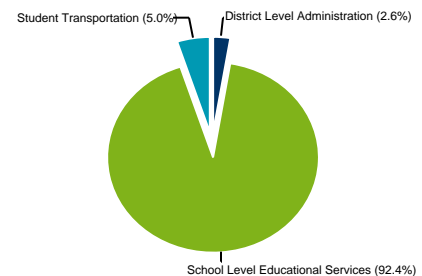
Sources of General Funds



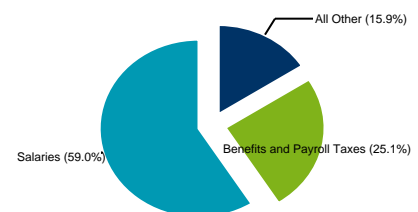
Uses of General Funds by Function/Activity



Uses of General Funds - School Level vs District Level



Uses of General Funds - Employee Compensation vs All Other



Consolidated Financial Statement
Sources and Uses of Funds - General Fund
Minnesota Department of Education
Two Year Period Ending June 30, 2020

MONTICELLO PUBLIC SCHOOL DISTRICT #0882-01

Actual	% of Total	Actual	% of Total
18-19	18-19	19-20	19-20

Total Uses of Funds:

	<u>\$55,589,650</u>	100.0%	<u>\$56,191,646</u>	100.0%
--	---------------------	--------	---------------------	--------

Additional:

Sources Over (Under) Uses	\$605,379		\$2,342,070	
Other Financing Sources(Uses)	\$5,303		\$4,298	
Other Adjustments	\$0		\$476,468	
Net Transfers In (Out)	<u>-\$3,687</u>		<u>-\$241,705</u>	
Net Changes in Funds	\$606,994		\$2,581,130	

Total Fund Balance:

Beginning of Year	\$4,427,054		\$5,034,048	
End of Year	\$5,034,048		\$7,615,178	

Excludes Source 397 - TRA & PERA Special Funding Situations Pension Revenue

Excludes Object 891 - TRA & PERA Special Funding Situations Pension Expense

Consolidated Financial Statement
Sources and Uses of Funds - General Fund
Minnesota Department of Education
Two Year Period Ending June 30, 2020

MONTICELLO PUBLIC SCHOOL DISTRICT #0882-01

Sources and Uses of Funds

	Actual 18-19	Actual 19-20
General Fund		
Total Sources	\$56,195,029	\$58,533,716
Total Uses	\$55,589,650	\$56,191,646
Other Financing Sources (Uses) & Net Transfers	<u>\$1,615</u>	<u>\$239,060</u>
Net Change in Funds	<u>\$606,994</u>	<u>\$2,581,130</u>
Ending Fund Balance (See Note 1)	\$5,034,048	\$7,615,178

Other Funds

Food Service

Total Sources	\$2,056,665	\$1,979,622
Total Uses	\$2,180,462	\$1,978,229
Other Financing Sources (Uses) & Net Transfers	<u>\$3,687</u>	<u>\$6,128</u>
Net Change in Funds	<u>-\$120,109</u>	<u>\$7,521</u>
Ending Fund Balance (See Note 1)	\$135,551	\$143,072

Community Service

Total Sources	\$3,803,490	\$3,778,948
Total Uses	\$4,020,463	\$4,069,292
Other Financing Sources (Uses) & Net Transfers	<u>\$0</u>	<u>\$235,577</u>
Net Change in Funds	<u>-\$216,973</u>	<u>-\$54,767</u>
Ending Fund Balance (See Note 1)	\$422,338	\$367,572

Building Construction

Total Sources	\$673,415	\$110,632
Total Uses	\$3,739,837	\$5,402,607
Other Financing Sources (Uses) & Net Transfers	<u>\$4,599,806</u>	<u>\$0</u>
Net Change in Funds	<u>\$1,533,384</u>	<u>-\$5,291,975</u>
Ending Fund Balance (See Note 1)	\$7,499,334	\$2,207,359

Debt Service

Total Sources	\$3,303,682	\$3,745,172
Total Uses	\$3,258,975	\$3,688,253
Other Financing Sources (Uses) & Net Transfers	<u>\$939</u>	<u>\$0</u>
Net Change in Funds	<u>\$45,646</u>	<u>\$56,919</u>
Ending Fund Balance (See Note 1)	\$721,154	\$778,073

Post-Employment Benefits Debt Service Fund

Total Sources	\$0	\$0
Total Uses	\$0	\$0
Other Financing Sources (Uses) & Net Transfers	<u>\$0</u>	<u>\$0</u>

Notes: 1. Amount Includes Reserved Fund Balances

Key Statistics

	Actual 18-19	Actual 19-20
Number of Students (ADM-Average Daily Membership)	4,173	4,224
Per Student Sources of Funds - General Fund	\$13,465	\$13,856
Per Student Uses of Funds - General Fund		
Instruction and Support Services	\$10,734	\$10,785
School Level Administration	\$333	\$325
Facilities, Operations and Maintenance	\$1,271	\$1,179
Student Transportation	\$651	\$670
District Level Administration	<u>\$331</u>	<u>\$343</u>
Total Per Student Use of Funds - General Fund	\$13,320	\$13,302
ADM Served per Licensed Instructional Staff	17.56	17.12

Consolidated Financial Statement
Sources and Uses of Funds - General Fund
Minnesota Department of Education
Two Year Period Ending June 30, 2020

MONTICELLO PUBLIC SCHOOL DISTRICT #0882-01

Sources and Uses of Funds

	<u>Actual</u>	<u>Actual</u>
	<u>18-19</u>	<u>19-20</u>
Net Change in Funds	<u>\$0</u>	<u>\$0</u>
Ending Fund Balance (See Note 1)	\$0	\$0

Total

Total Sources	\$66,032,280	\$68,148,090
Total Uses	\$68,789,387	\$71,330,027
Other Financing Sources/Uses & Net Transfers	<u>\$4,606,047</u>	<u>\$480,765</u>
Net Change in Funds	<u>\$1,848,941</u>	<u>-\$2,701,172</u>
Ending Fund Balance (See Note 1)	\$13,812,426	\$11,111,254

Notes: 1. Amount Includes Reserved Fund Balances

Excludes Source 397 - TRA & PERA Special Funding Situations Pension Revenue

Excludes Object 891 - TRA & PERA Special Funding Situations Pension Expense