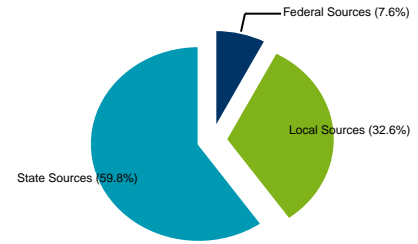


Consolidated Financial Statement
Sources and Uses of Funds - General Fund
Minnesota Department of Education
Two Year Period Ending June 30, 2021

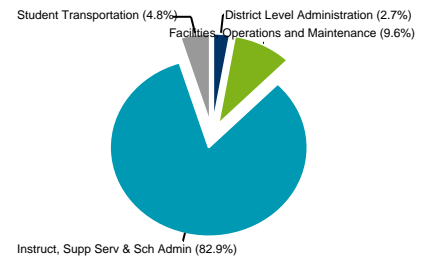
MONTICELLO PUBLIC SCHOOL DISTRICT #0882-01

	Actual 19-20	% of Total 19-20	Actual 20-21	% of Total 20-21
Sources of Funds:				
Local Sources:				
Property Taxes	\$8,826,548	15.1%	\$8,496,904	14.0%
All Other Local	<u>\$10,952,427</u>	18.7%	<u>\$11,268,285</u>	18.6%
Total Local Sources	\$19,778,974	33.8%	\$19,765,189	32.6%
State Sources:				
General Education Aid	\$32,360,773	55.3%	\$32,003,299	52.8%
Special Education Aid	\$3,205,214	5.5%	\$3,496,036	5.8%
All Other State Aid	<u>\$868,409</u>	1.5%	<u>\$743,102</u>	1.2%
Total State Sources	\$36,434,396	62.2%	\$36,242,438	59.8%
Federal Sources:				
Federal Sources	\$2,320,346	4.0%	\$4,601,387	7.6%
Total Sources of Funds:	<u>\$58,533,716</u>	100.0%	<u>\$60,609,014</u>	100.0%
Uses of Funds:				
Instruction:				
Salaries	\$27,746,087	49.4%	\$28,613,407	47.2%
Benefits and Payroll Taxes	\$11,848,402	21.1%	\$12,664,102	20.9%
All Other	<u>\$2,261,369</u>	4.0%	<u>\$2,515,950</u>	4.2%
Total Instruction	\$41,855,858	74.5%	\$43,793,459	72.3%
Instructional and Pupil Support Services:				
Salaries	\$1,795,338	3.2%	\$2,315,486	3.8%
Benefits and Payroll Taxes	\$825,718	1.5%	\$1,053,668	1.7%
All Other	<u>\$1,081,120</u>	1.9%	<u>\$1,554,828</u>	2.6%
Total Instructional and Pupil Support Services	\$3,702,176	6.6%	\$4,923,982	8.1%
School Level Administration:				
Salaries	\$1,054,493	1.9%	\$1,121,739	1.9%
Benefits and Payroll Taxes	\$313,292	.6%	\$392,435	.6%
All Other	<u>\$5,604</u>	.0%	<u>\$9,295</u>	.0%
Total School Level Administration	\$1,373,390	2.4%	\$1,523,468	2.5%
Facilities, Operations and Maintenance:				
Salaries	\$1,594,517	2.8%	\$1,681,939	2.8%
Benefits and Payroll Taxes	\$735,579	1.3%	\$797,684	1.3%
All Other	<u>\$2,651,504</u>	4.7%	<u>\$3,324,625</u>	5.5%
Total Facilities, Operations and Maintenance	\$4,981,600	8.9%	\$5,804,248	9.6%
Subtotal School Level Education Services:	\$51,913,024	92.4%	\$56,045,157	92.5%
Student Transportation:				
Salaries	\$65,967	.1%	\$71,686	.1%
Benefits and Payroll Taxes	\$9	.0%	\$5,745	.0%
All Other	<u>\$2,763,628</u>	4.9%	<u>\$2,847,467</u>	4.7%
Total Student Transportation	\$2,829,604	5.0%	\$2,924,898	4.8%
District Level Administration:				
Salaries	\$871,210	1.6%	\$988,854	1.6%
Benefits and Payroll Taxes	\$342,286	.6%	\$385,718	.6%
All Other	<u>\$235,522</u>	.4%	<u>\$232,769</u>	.4%
Total District Level Administration	\$1,449,018	2.6%	\$1,607,340	2.7%

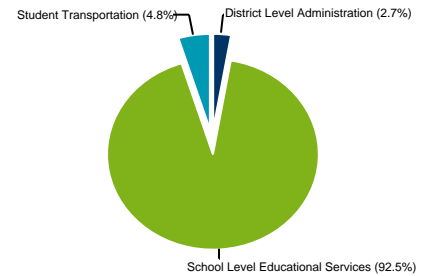
Sources of General Funds



Uses of General Funds by Function/Activity



Uses of General Funds - School Level vs District Level



Uses of General Funds - Employee Compensation vs All Other



Consolidated Financial Statement
Sources and Uses of Funds - General Fund
Minnesota Department of Education
Two Year Period Ending June 30, 2021

MONTICELLO PUBLIC SCHOOL DISTRICT #0882-01

Actual	% of Total	Actual	% of Total
19-20	19-20	20-21	20-21

Total Uses of Funds:

	<u>\$56,191,646</u>	100.0%	<u>\$60,577,394</u>	100.0%
--	---------------------	--------	---------------------	--------

Additional:

Sources Over (Under) Uses	\$2,342,070		\$31,620	
Other Financing Sources(Uses)	\$4,298		\$1,686	
Other Adjustments	\$476,468		\$0	
Net Transfers In (Out)	<u>-\$241,705</u>		<u>-\$54,702</u>	
Net Changes in Funds	\$2,581,130		-\$21,395	

Total Fund Balance:

Beginning of Year	\$5,034,048		\$7,615,178	
End of Year	\$7,615,178		\$7,593,782	

Excludes Source 397 - TRA & PERA Special Funding Situations Pension Revenue

Excludes Object 891 - TRA & PERA Special Funding Situations Pension Expense

Consolidated Financial Statement
Sources and Uses of Funds - General Fund
Minnesota Department of Education
Two Year Period Ending June 30, 2021

MONTICELLO PUBLIC SCHOOL DISTRICT #0882-01

Sources and Uses of Funds

	Actual 19-20	Actual 20-21
General Fund		
Total Sources	\$58,533,716	\$60,609,014
Total Uses	\$56,191,646	\$60,577,394
Other Financing Sources (Uses) & Net Transfers	<u>\$239,060</u>	<u>-\$53,016</u>
Net Change in Funds	<u>\$2,581,130</u>	<u>-\$21,395</u>
Ending Fund Balance (See Note 1)	\$7,615,178	\$7,593,782

Other Funds

Food Service

Total Sources	\$1,979,622	\$2,298,218
Total Uses	\$1,978,229	\$2,064,104
Other Financing Sources (Uses) & Net Transfers	<u>\$6,128</u>	<u>\$0</u>
Net Change in Funds	<u>\$7,521</u>	<u>\$234,114</u>
Ending Fund Balance (See Note 1)	\$143,072	\$377,186

Community Service

Total Sources	\$3,778,948	\$4,181,919
Total Uses	\$4,069,292	\$4,127,861
Other Financing Sources (Uses) & Net Transfers	<u>\$235,577</u>	<u>\$54,702</u>
Net Change in Funds	<u>-\$54,767</u>	<u>\$108,760</u>
Ending Fund Balance (See Note 1)	\$367,572	\$476,332

Building Construction

Total Sources	\$110,632	\$89,203
Total Uses	\$5,402,607	\$1,354,687
Other Financing Sources (Uses) & Net Transfers	<u>\$0</u>	<u>-\$941,875</u>
Net Change in Funds	<u>-\$5,291,975</u>	<u>-\$2,207,359</u>
Ending Fund Balance (See Note 1)	\$2,207,359	\$0

Debt Service

Total Sources	\$3,745,172	\$3,600,534
Total Uses	\$3,688,253	\$3,635,813
Other Financing Sources (Uses) & Net Transfers	<u>\$0</u>	<u>\$941,875</u>
Net Change in Funds	<u>\$56,919</u>	<u>\$906,597</u>
Ending Fund Balance (See Note 1)	\$778,073	\$1,684,670

Post-Employment Benefits Debt Service Fund

Total Sources	\$0	\$0
Total Uses	\$0	\$0
Other Financing Sources (Uses) & Net Transfers	<u>\$0</u>	<u>\$0</u>

Notes: 1. Amount Includes Reserved Fund Balances

Key Statistics

	Actual 19-20	Actual 20-21
Number of Students (ADM-Average Daily Membership)	4,224	4,136
Per Student Sources of Funds - General Fund	\$13,856	\$14,655
Per Student Uses of Funds - General Fund		
Instruction and Support Services	\$10,785	\$11,780
School Level Administration	\$325	\$368
Facilities, Operations and Maintenance	\$1,179	\$1,403
Student Transportation	\$670	\$707
District Level Administration	<u>\$343</u>	<u>\$389</u>
Total Per Student Use of Funds - General Fund	\$13,302	\$14,647
ADM Served per Licensed Instructional Staff	17.12	16.62

Consolidated Financial Statement
Sources and Uses of Funds - General Fund
Minnesota Department of Education
Two Year Period Ending June 30, 2021

MONTICELLO PUBLIC SCHOOL DISTRICT #0882-01

Sources and Uses of Funds

	<u>Actual</u>	<u>Actual</u>
	<u>19-20</u>	<u>20-21</u>
Net Change in Funds	<u>\$0</u>	<u>\$0</u>
Ending Fund Balance (See Note 1)	\$0	\$0

Total

Total Sources	\$68,148,090	\$70,778,889
Total Uses	\$71,330,027	\$71,759,859
Other Financing Sources/Uses & Net Transfers	<u>\$480,765</u>	<u>\$1,686</u>
Net Change in Funds	<u>-\$2,701,172</u>	<u>-\$979,284</u>
Ending Fund Balance (See Note 1)	\$11,111,254	\$10,131,970

Notes: 1. Amount Includes Reserved Fund Balances

Excludes Source 397 - TRA & PERA Special Funding Situations Pension Revenue

Excludes Object 891 - TRA & PERA Special Funding Situations Pension Expense