

FULL REPORT

Youth Truth FAMILY Survey

Data

October 2022 Survey



Information About the Results



- Who took the survey:
 - Elementary Families: 55 submissions (out of 326 of students)
 - Middle School Families: 84 submissions (out of 190 of students)
 - High School Families: 45 submissions (out of 232 of students)
- Data was taken during a mental health crisis
- The link was made public (which is standard), but this also means, there is no guarantee only JSD parents filled out the survey and that each respondent did it once
- Percentages show the number of participants chose a 4 (agree) or a 5 (strongly agree) out of the total participants, per school
- The data shown are direct screenshots of what we see. No data has been altered or modified, other than adding the color coded boxes (see below)


Color-code Key

Celebrations
Over 60%

Worth noting
26-59%

Alarming
25% or lower


Elementary School



Celebrations
Over 60%

Worth noting
26-59%

Alarming
25% or lower



General

Question	Your School - Oct 2022	Typical YouthTruth school	Typical OR school *
I would recommend my school to parents seeking a school for their child.	41%	78%	75%
My child is getting a high quality education at this school.	50%	74%	70%

Engagement

Question	Your School - Oct 2022	Typical YouthTruth school	Typical OR school *
I feel engaged with my school.	49%	65%	53%
I feel informed about important decisions regarding my school.	25%	66%	57%
Parent/family members are included in planning school activities.	47%	64%	51%
I feel represented by parent/family groups (i.e. Parent-Teacher Association) at my school.	38%	58%	45%
I feel empowered to play a meaningful role in decision-making at my school.	29%	52%	40%

Relationships

Question	Your School - Oct 2022	Typical YouthTruth school	Typical OR school *
Administrators treat families with respect.	61%	82%	80%
Teachers treat families with respect.	86%	89%	88%
Teachers and students care about each other.	76%	87%	87%
Families and teachers care about each other.	73%	83%	81%
I feel comfortable approaching the administration about my concerns.	73%	81%	78%
I feel comfortable approaching teachers about my child's progress.	92%	91%	89%

Culture

Question	Your School - Oct 2022	Typical YouthTruth school	Typical OR school *
My school's policies are administered fairly and consistently.	48%	73%	67%
My school runs smoothly.	53%	77%	75%
I am proud of my school.	56%	78%	74%
My school creates a friendly environment.	80%	84%	82%
I believe in my school's mission.	43%	79%	73%
I feel valued by my school.	57%	71%	67%



Communication & Feedback


Question	Your School - Oct 2022	Typical YouthTruth school	Typical OR school *
I receive regular feedback about my child's progress.	64%	72%	66%
I receive information about what my child should learn and be able to do.	66%	77%	72%
Teachers clearly communicate expectations for my child's progress.	66%	75%	69%



School Safety

Question	Your School - Oct 2022	Typical YouthTruth school	Typical OR school *
My school is a safe place to learn.	46%	80%	75%
My child is safe from bullying at school.	16%	59%	51%


Middle School



Celebrations
Over 60%

Worth noting
26-59%

Alarming
25% or lower



General

Question	Your School - Oct 2022	Typical YouthTruth school	Typical OR school *
I would recommend my school to parents seeking a school for their child.	34%	66%	57%
My child is getting a high quality education at this school.	39%	65%	57%

Engagement

Question	Your School - Oct 2022	Typical YouthTruth school	Typical OR school *
I feel engaged with my school.	29%	51%	36%
I feel informed about important decisions regarding my school.	21%	57%	44%
Parent/family members are included in planning school activities.	16%	50%	35%
I feel represented by parent/family groups (i.e. Parent-Teacher Association) at my school.	10%	46%	31%
I feel empowered to play a meaningful role in decision-making at my school.	10%	41%	26%

Relationships

Question	Your School - Oct 2022	Typical YouthTruth school	Typical OR school *
Administrators treat families with respect.	54%	75%	67%
Teachers treat families with respect.	62%	78%	73%
Teachers and students care about each other.	40%	70%	65%
Families and teachers care about each other.	48%	69%	64%
I feel comfortable approaching the administration about my concerns.	54%	74%	67%
I feel comfortable approaching teachers about my child's progress.	71%	82%	79%

Culture



Question	Your School - Oct 2022	Typical YouthTruth school	Typical OR school *
My school's policies are administered fairly and consistently.	30%	61%	51%
My school runs smoothly.	43%	63%	57%
I am proud of my school.	44%	66%	57%
My school creates a friendly environment.	43%	69%	62%
I believe in my school's mission.	30%	69%	58%
I feel valued by my school.	39%	60%	51%



Communication & Feedback



Communication & Feedback Percent Positives: this table displays the percentage of respondents who chose a 4 or a 5 (4 = Agree, 5 = Strongly Agree). - Overall

Select Cohort: Typical OR school * ▾

Show past results: ☐

☐ Show/Hide columns

Export


Question	Your School - Oct 2022	Typical YouthTruth school	Typical OR school *
I receive regular feedback about my child's progress.	44%	62%	54%
I receive information about what my child should learn and be able to do.	28%	58%	49%
Teachers clearly communicate expectations for my child's progress.	32%	58%	50%



School Safety

Question	Your School - Oct 2022	Typical YouthTruth school	Typical OR school *
My school is a safe place to learn.	28%	66%	57%
My child is safe from bullying at school.	13%	50%	41%


High School



Celebrations
Over 60%

Worth noting
26-59%

Alarming
25% or lower



General

Question	Your School - Oct 2022	Typical YouthTruth school	Typical OR school *
I would recommend my school to parents seeking a school for their child.	24%	68%	57%
My child is getting a high quality education at this school.	27%	66%	57%

Engagement

Question	Your School - Oct 2022	Typical YouthTruth school	Typical OR school *
I feel engaged with my school.	16%	51%	37%
I feel informed about important decisions regarding my school.	21%	57%	45%
Parent/family members are included in planning school activities.	15%	49%	34%
I feel represented by parent/family groups (i.e. Parent-Teacher Association) at my school.	15%	43%	28%
I feel empowered to play a meaningful role in decision-making at my school.	14%	40%	27%

Relationships

Question	Your School - Oct 2022	Typical YouthTruth school	Typical OR school *
Administrators treat families with respect.	42%	73%	64%
Teachers treat families with respect.	53%	77%	70%
Teachers and students care about each other.	38%	69%	62%
Families and teachers care about each other.	37%	67%	60%
I feel comfortable approaching the administration about my concerns.	45%	72%	63%
I feel comfortable approaching teachers about my child's progress.	70%	80%	76%

Culture

Question	Your School - Oct 2022	Typical YouthTruth school	Typical OR school *
My school's policies are administered fairly and consistently.	21%	60%	47%
My school runs smoothly.	17%	63%	54%
I am proud of my school.	25%	68%	57%
My school creates a friendly environment.	27%	70%	61%
I believe in my school's mission.	24%	69%	55%
I feel valued by my school.	25%	60%	50%

Communication & Feedback

Question	Your School - Oct 2022	Typical YouthTruth school	Typical OR school *
I receive regular feedback about my child's progress.	54%	59%	49%
I receive information about what my child should learn and be able to do.	32%	53%	42%
Teachers clearly communicate expectations for my child's progress.	38%	56%	44%

School Safety

Question	Your School - Oct 2022	Typical YouthTruth school	Typical OR school *
My school is a safe place to learn.	24%	67%	58%
My child is safe from bullying at school.	16%	56%	47%