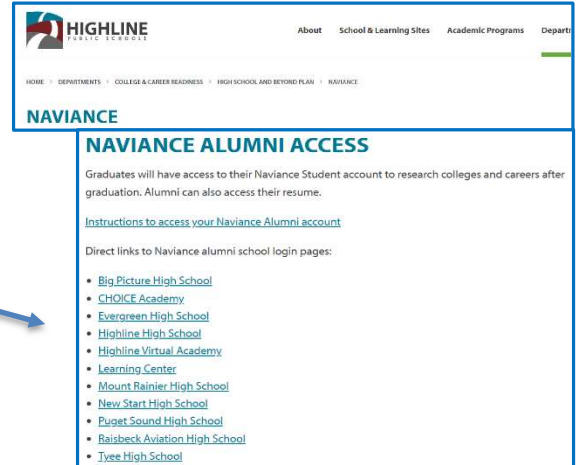




### Alumni Access to Naviance and Reset Your Password

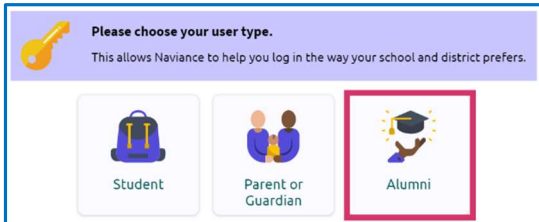
**Congratulations on graduating from HPS!** All alumni will still have access to their Naviance Student account to research colleges and careers after graduation. However, you will not be able to use the HPS Classlink student portal to log in to your Naviance account. To access your account, follow these steps:

1. Go to [Highline Public Schools Naviance page](#) and scroll down to Naviance Alumni Access.

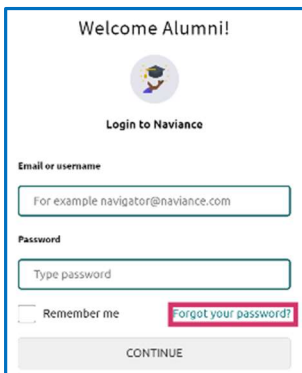


2. Click on your **school link** from the list

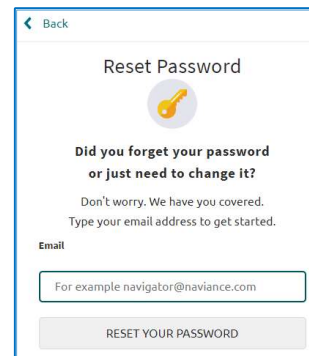
3. Choose **Alumni** as your user type.



4. Click on **Forgot Your Password?** and click **Continue**.



5. Type the same personal email address you entered in your **Graduation Survey** and click **Reset My Password**.



6. Check your email for [Naviance Student Account Information](#) (it might be delivered to your spam or junk folder).
7. You can reset from the directions in the email by copying and pasting the temporary password and creating a new password.
8. Once you setup your password, you can log in to your account by going to the link above and entering your new login information. Save this info! You will be able to access Naviance after you graduate for as long as you need to.
9. If you ever forget your password, you can always click **“Forgot my Password”** and reset it at any time using steps 3 - 5 above.

*If this is not working for you, please contact us at [naviance@highlineschools.org](mailto:naviance@highlineschools.org) in order to add a personal email for an alumni account.*