

Canvas Parent Observation

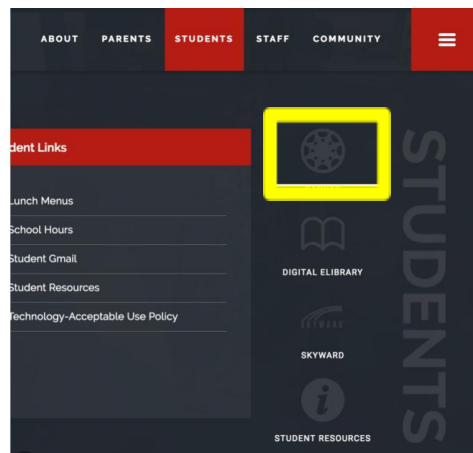
In order to follow your student(s) in Canvas, you will need to set up a Parent Account. You can set it up using a web browser or via the mobile app. Directions for both are below.

Web Browser (Chrome, Firefox, Safari, Internet Explorer)

Step 1

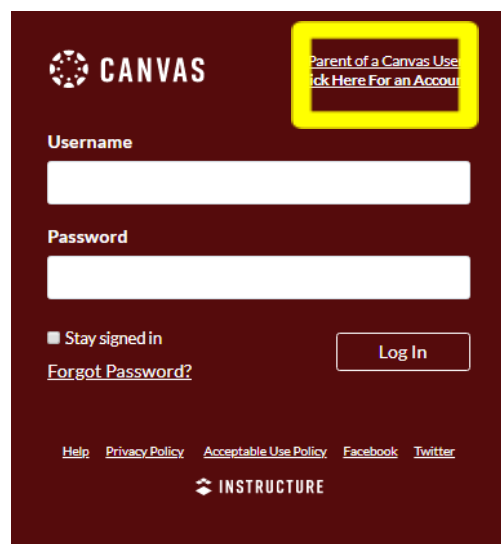
Using your preferred web browser, navigate to <https://centergrove.instructure.com>.

You can also access Canvas from the Center Grove website, www.centergrove.k12.in.us, by hovering over “Students” and clicking on the Canvas icon, as shown in the image below.



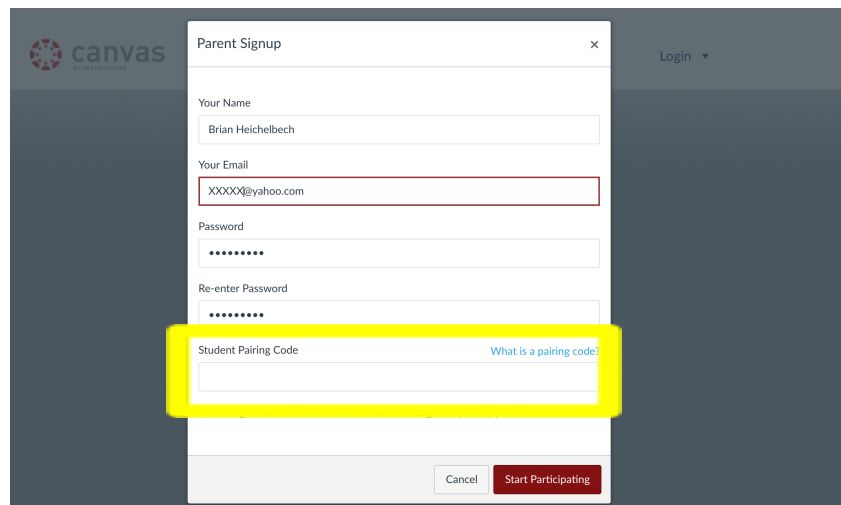
Step 2

Click on “Parent of a Canvas User? Click Here For an Account” in the upper right hand corner.



Step 3

Complete the Parent Signup information. The “Student Pairing Code” can be obtained from your student(s) (directions on following page).

A screenshot of the Canvas Parent Signup form. The form is titled "Parent Signup" and includes fields for "Your Name" (filled with "Brian Heichelbech"), "Your Email" (filled with "XXXXX@yahoo.com"), "Password", and "Re-enter Password". The "Student Pairing Code" field is highlighted with a yellow box and contains a blue link "What is a pairing code?". At the bottom are "Cancel" and "Start Participating" buttons. The Canvas logo is in the top left, and a "Login" link is in the top right.

Canvas
K-12 Education

Parent Signup

Your Name
Brian Heichelbech

Your Email
XXXXX@yahoo.com

Password

Re-enter Password

Student Pairing Code [What is a pairing code?](#)

Cancel Start Participating


Step 4

Confirm your registration by clicking on the link sent to your email.

Canvas Parent App


Step 1

Download the Canvas Parent App via your App Store. The Parent App is blue.



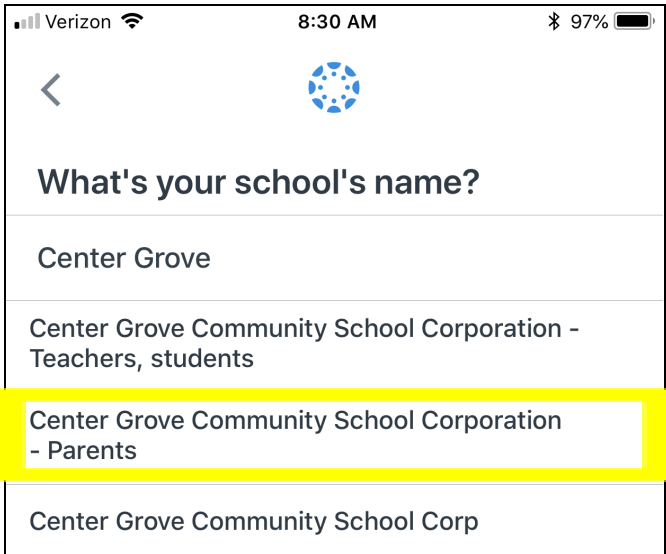
Step 2

Click on the “Find my school” button.



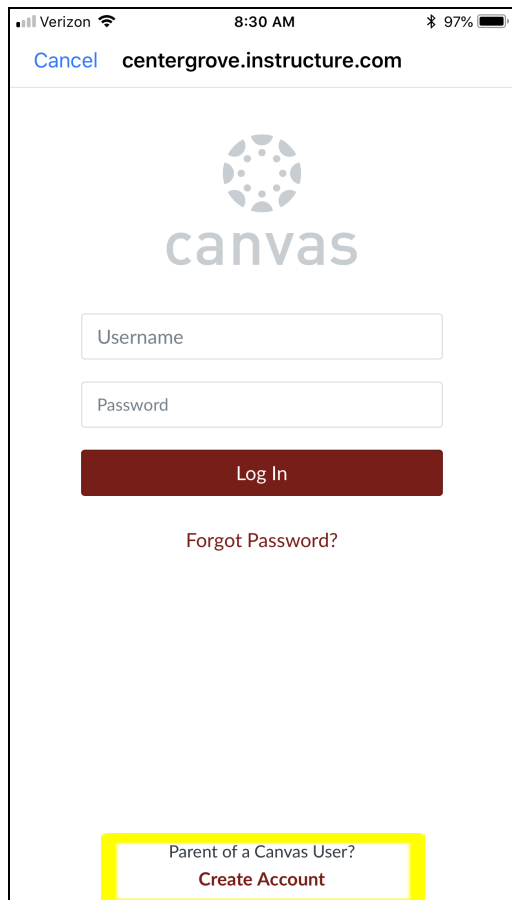
Step 3

Type in Center Grove Community School Corporation and select the one with Parents after it.



Step 4

Click on “Parent of Canvas User? Create Account” at the bottom of the page.



Verizon 8:30 AM 97%

Cancel centergrove.instructure.com

canvas

Username

Password

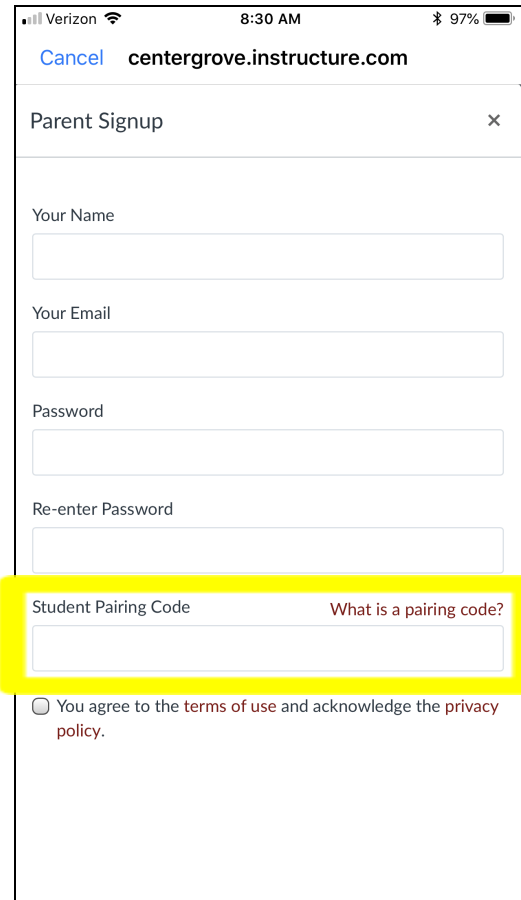
Log In

Forgot Password?

Parent of a Canvas User?
Create Account

Step 5

Complete the Parent Signup information. The “Student Pairing Code” can be obtained from your student(s) (directions on following page).



Verizon 8:30 AM 97%

Cancel centergrove.instructure.com

Parent Signup

Your Name

Your Email

Password

Re-enter Password

Student Pairing Code What is a pairing code?

☐ You agree to the terms of use and acknowledge the privacy policy.

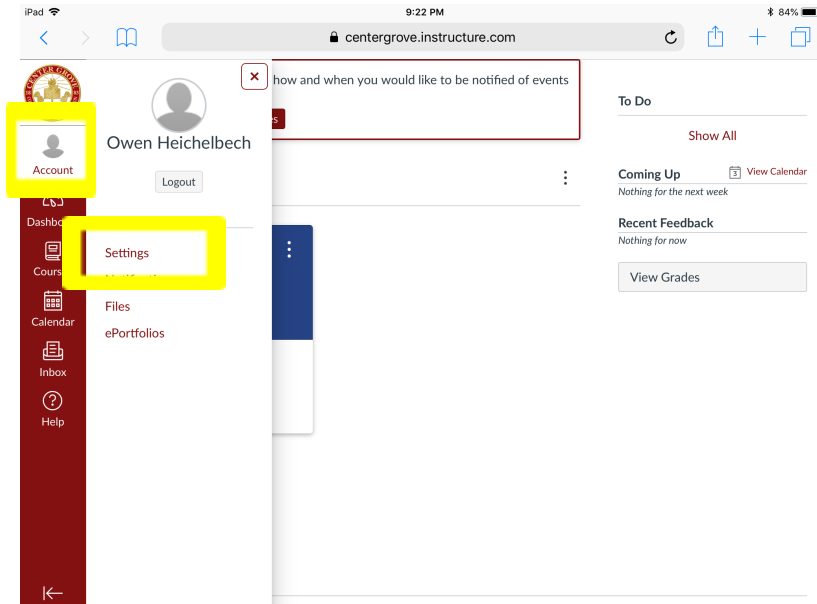
Step 5

Confirm your registration by clicking on the link sent to your email.

Student Pairing Code

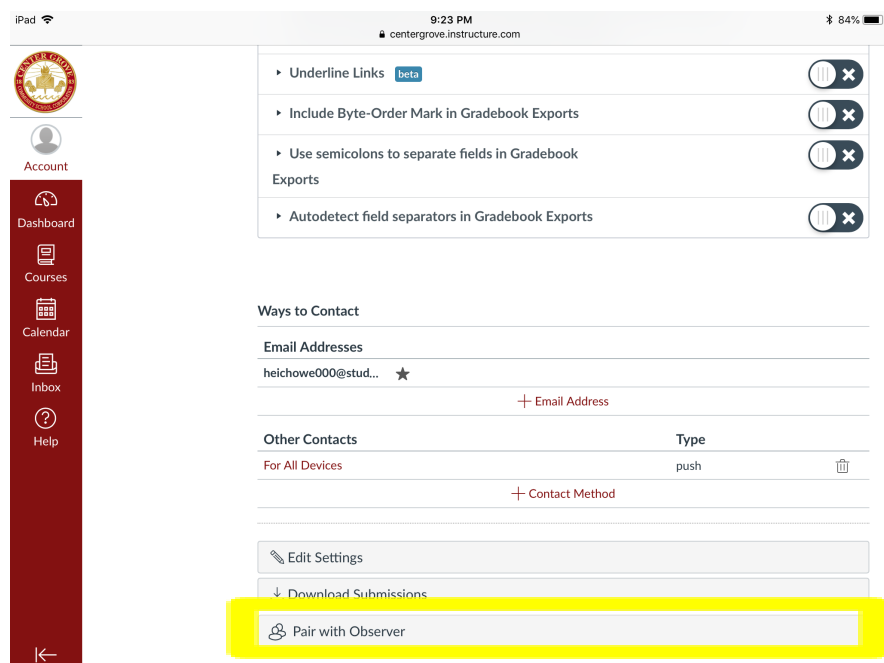
Step 1

Your student(s) will need to share their “Pair with Observer” code in order for you to view their Canvas content. In a web browser (the code is not available in the app), your student(s) will need to click on their “Account” and then select “Settings” as shown in the picture below.



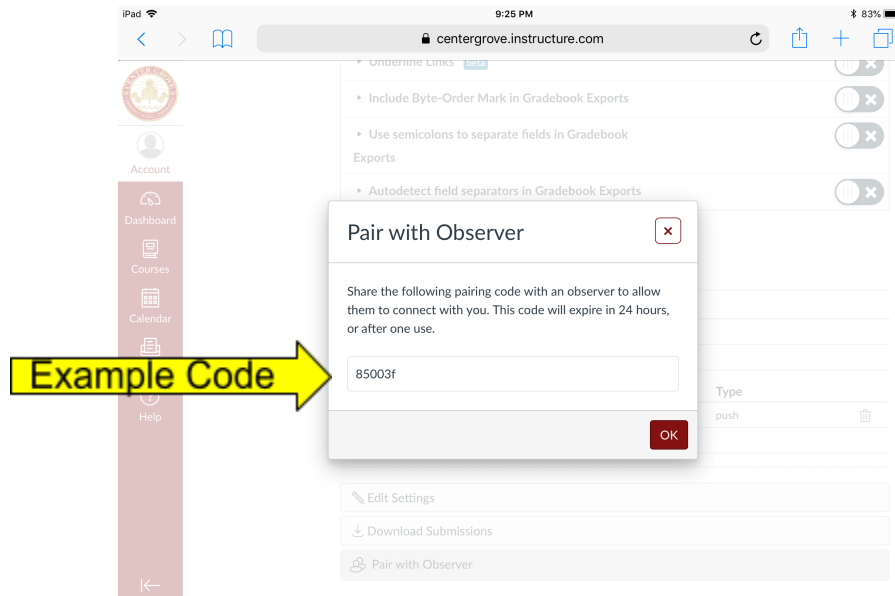
Step 2

Select the “Pair with Observer” button. Depending on the device, it could be at the bottom of the page or to the right hand side of the page.



Step 3

Enter your student(s)'s "Pair with Observer" code in the "Student Pairing Code" field of your account. Please note the code expires after 7 days and it can only be used once. The pairing code can be linked to five different accounts.



You can view more information and a complete set of parent observer guides on the [Canvas Guides Page of the Canvas Community](#).

Updated 21-22