



# Introducing Magnus Health Portal



03/22/2024

# Health Data @ GISNY

- Schools are required by NY State to collect health information
  - Strict guidelines exist regarding the storage and use of health data
  - Health information must be easily accessible in case of emergencies
  - Information must be current
- Please report any changes immediately!

We require the following forms and information:

- Vital Health Information
- Allergies, Asthma, Diabetes, Seizure Condition or other Medical Conditions
- Medications
- Health Examination Form
- Immunization Form
- Interval Health History for Athletics Form (only for students in grades 7 to 12 & enrolled in athletic AGs or teams)



# Introducing Magnus Health Portal

- What is Magnus Health?
  - It's an electronic student health record management system.
  - It collects and tracks information to keep your children safe and healthy.
  - Provides an easy way to communicate with the school nurse.
  - Complies with NY State requirements for storage of sensitive information.



# All families are required to provide by August 15th

- Vital Health Information
  - Includes emergency contacts, previous illnesses, special conditions, etc.
  - Allergies, Asthma, Diabetes, Seizure Condition or other Medical Conditions
- Medications, if applicable
- “Health Examination Form” by NYS health provider  
(see details on next slides)
- Immunization Record
- “Interval Health History for Athletics” Form  
(only for students in grades 7 to 12 & enrolled in athletic AGs or teams)

# Your child is entering Pre-K or ES

## Current students

- Annual visits are required
- Upload the Health Examination Form not older than 18 months by August 15th
- Please provide the new form after your next annual medical check-up

## New students

- Schedule a visit with a NYS health provider and upload the Health Examination Form before school starts
- Form available in Magnus Health Portal

# Your child is entering grades 1, 3, 5, 7, 9 or 11

## Current students

- Submit the Health Examination Form not older than 18 months by August 15th

## New students

- Schedule a medical check-up with a NYS health provider
  - Provide us with the Health Examination Form no later than October 1st!
- Form available in Magnus Health Portal

# Your child is entering grades 2, 4, 6, 8, 10 or 12

## Current students

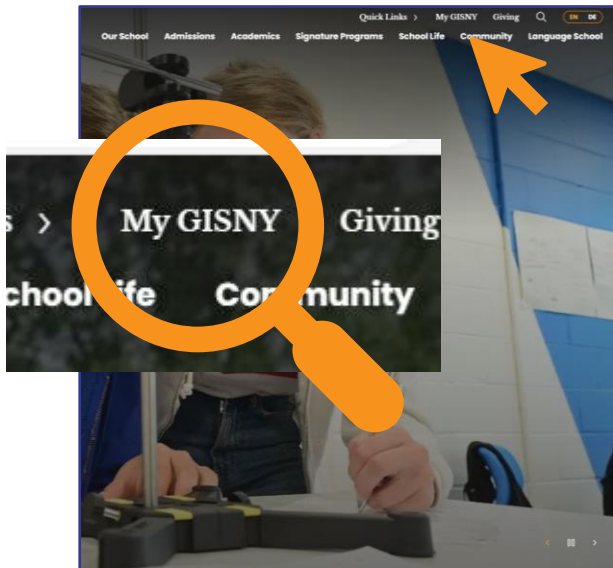
- If possible, please submit the most current Health Examination Form
- Otherwise, please send a short notice to [office@gisny.org](mailto:office@gisny.org)

## New students


- Schedule a medical check-up with a NYS health provider
  - Provide us with the Health Examination Form no later than October 1st!
- Form available in Magnus Health Portal

# Accessing the Magnus Health Portal on GISNY.org


1. Click on MyGISNY



2. Log on to Blackbaud



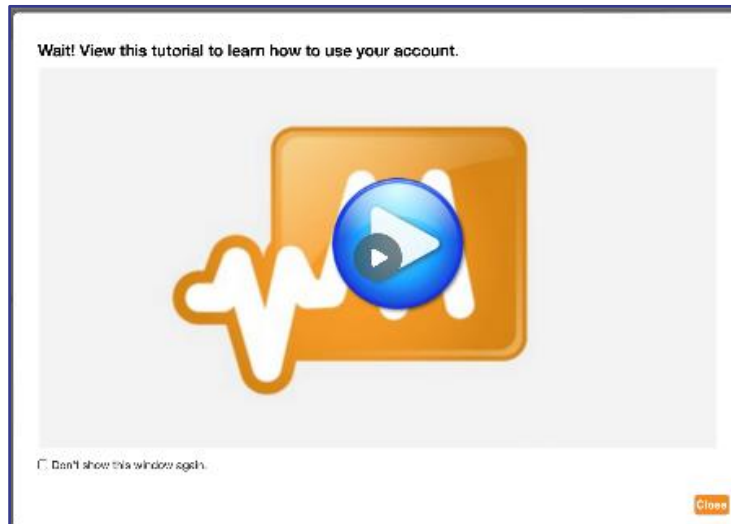
3. Click on the Magnus Health Icon





# Accessing the Magnus Health Portal on GISNY.org

4. Watch the short video to learn about the portal.

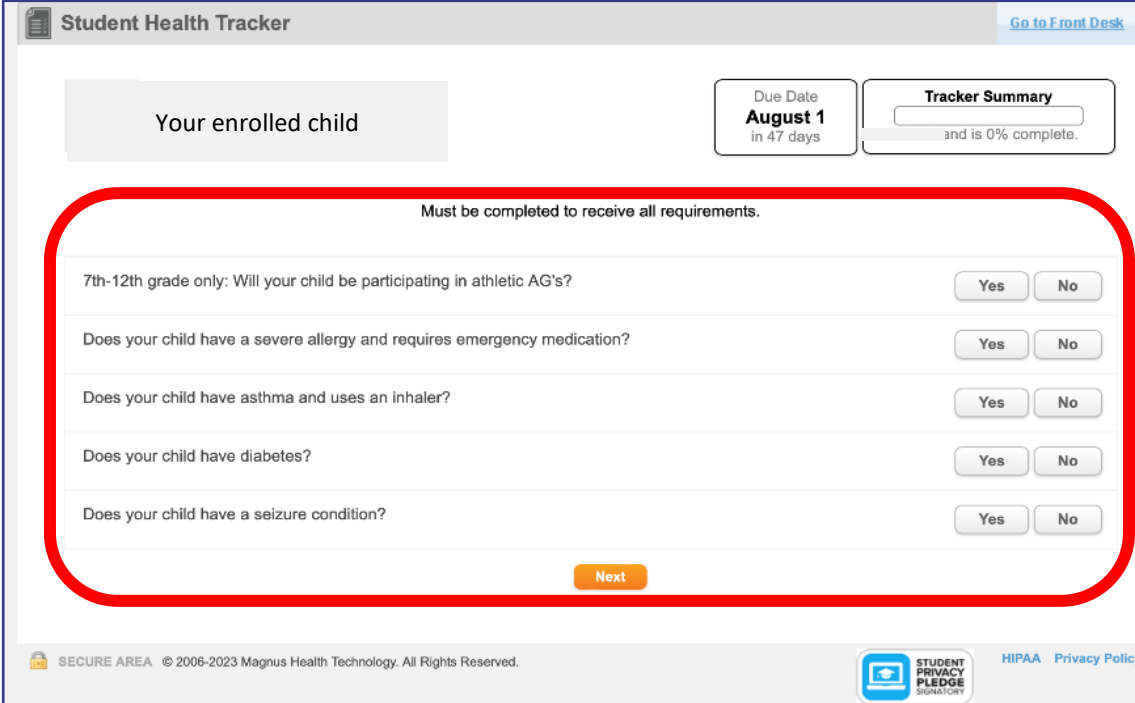


5. This is your front desk page with all enrolled children. It shows the status of your children's health files.



# Completing your child's health file.

6. Complete the Student Health Tracker for your child. This determines which documents and forms we need from you.



The screenshot shows the 'Student Health Tracker' web application. At the top, there is a header with the title 'Student Health Tracker' and a link 'Go to Front Desk'. Below the header, there is a section for 'Your enrolled child'. To the right of this section, there is a 'Due Date' box showing 'August 1 in 47 days' and a 'Tracker Summary' box showing 'and is 0% complete.'. The main content area is a form with a red border, containing a warning message: 'Must be completed to receive all requirements.' Below this, there are five questions with 'Yes' and 'No' buttons:

- 7th-12th grade only: Will your child be participating in athletic AG's? (Yes/No buttons)
- Does your child have a severe allergy and requires emergency medication? (Yes/No buttons)
- Does your child have asthma and uses an inhaler? (Yes/No buttons)
- Does your child have diabetes? (Yes/No buttons)
- Does your child have a seizure condition? (Yes/No buttons)

At the bottom of the form, there is a 'Next' button. The footer of the application includes a 'SECURE AREA' notice, copyright information '© 2006-2023 Magnus Health Technology. All Rights Reserved.', a 'STUDENT PRIVACY PLEDGE SIGNATORY' logo, and links for 'HIPAA' and 'Privacy Policy'.

# Completing your child's health file.

7. The portal now shows you the forms you need to complete, and the documents required.

Should you need to change your answers, choose „Edit“ for the Conditional Questions.

You have 4 requirement(s) in your to do list.

Requirement	Blank Form	Action	Answer	Status
Conditional Questions		<a href="#">Edit</a>	<a href="#">View Answer</a>	Complete No Approval Required
<b>To Do</b> Physical Exam Form		<a href="#">Turn it in</a>		
<b>To Do</b> Vital Health Record		<a href="#">Fill it out</a>		
<b>To Do</b> Immunization Form		<a href="#">Turn it in</a>		
Does this student take medications during the school day? Permission to Administer Medication		<a href="#">Edit</a>	No	Complete Approved until Jul 1, 2024
<b>To Do</b> Athletic Interval Health Form		<a href="#">Turn it in</a>		

[Back](#)

8. You can now upload the required documents. The portal also allows you to download a blank form to take to your physician.

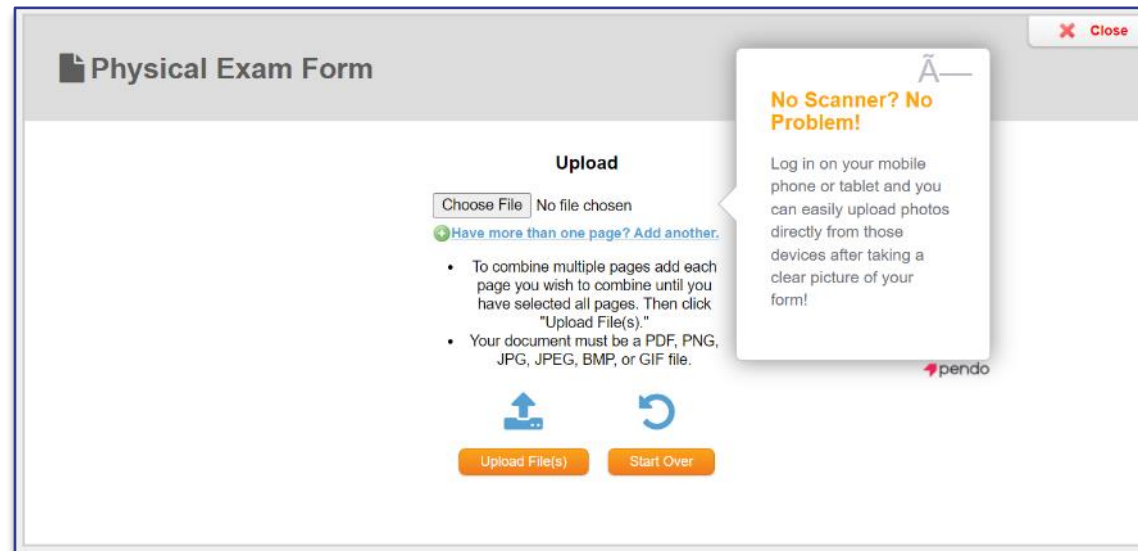
**Physical Exam Form** Close

Have you ALREADY obtained and completed the form "Physical Exam Form"?

[Yes, Submit](#)
[No, download my form](#)

# Completing your child's health file.

9. There are various options to upload the file.



**Physical Exam Form** Close

**Upload**

Choose File No file chosen

[Have more than one page? Add another.](#)

- To combine multiple pages add each page you wish to combine until you have selected all pages. Then click "Upload File(s)."
- Your document must be a PDF, PNG, JPG, JPEG, BMP, or GIF file.

**No Scanner? No Problem!**

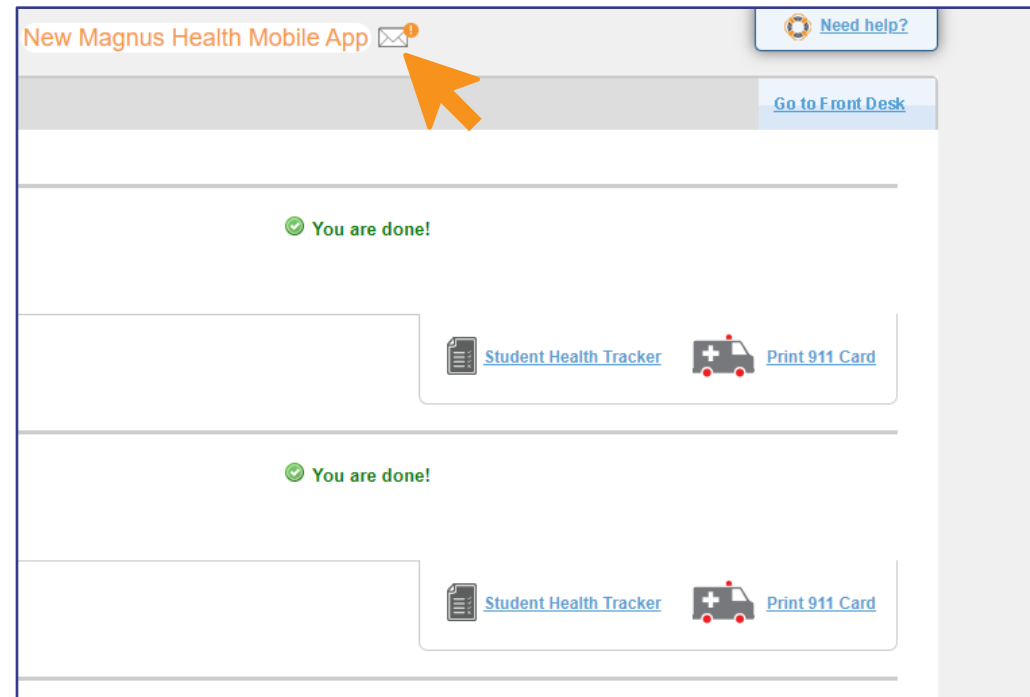
Log in on your mobile phone or tablet and you can easily upload photos directly from those devices after taking a clear picture of your form!

pendo

Upload File(s) Start Over

# Communication through Magnus

In case the Nurse has seen your child/ren, you will receive an email from Magnus with a link to access a treatment report. Please follow the link and login to Magnus. You will then see the screen as pictured on the right. Click on the envelope to see the treatment report.




## Other ways to access Magnus Health Portal

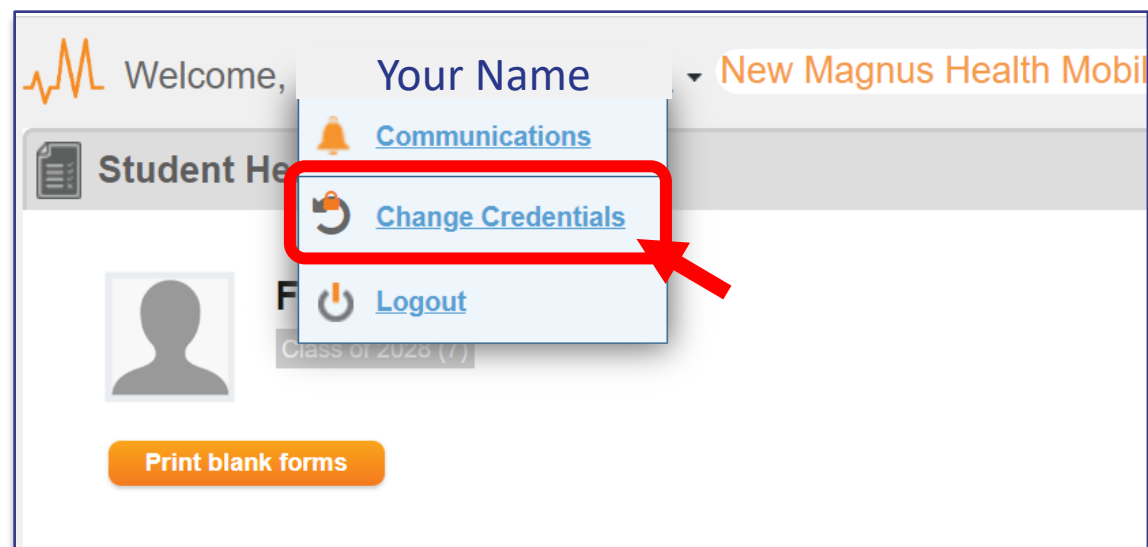
- Accessing the portal via the Parent Portal is one easy option that doesn't require an additional password.
- Other ways to access the Magnus Health Portal are through
  - The Magnus Health App (available in the App-Store or Marketplace)
  - The Magnus Health homepage (<https://secure.magnushealthportal.com/>)
  - Both options require you to set up an account. Please follow the instructions on the next pages.

# Set-up login credentials

- 1 Sign into the Magnus Health Portal in the Parent Portal.



- 2 Sign into the Magnus Health Portal in the Parent Portal.



# Set-up login credentials

- 3 Enter a username. This does NOT have to be an email address.

**IMPORTANT: DO NOT ENTER THE EMAIL ADDRESS USED FOR BLACKBAUD.**

### Update Your Username and Password

New Username

New Password

Confirm Password

New password cannot be the same as your previous two passwords

New password must not have appeared in any public data breach. Magnus Health integrates with a [third-party service](#) to check this.

Password must meet this criteria

- At least 10 characters
- At least 1 special character or symbol
- At least 1 number
- At least 1 uppercase letter
- At least 1 lowercase letter

[Change Credentials](#) [Cancel](#)

- 4 You need to use these credentials for the App and the Magnus Health Homepage





**Thank you!**