
**FY 2022-2023 FINANCIAL
STATUS REPORT AS OF:
APRIL 30, 2023**



STRONGSVILLE CITY SCHOOL DISTRICT

July 1, 2022-April 30, 2023 Financial Report

Summary

The following spreadsheet shows the revenue and expenditures by month for the General Funds as of April 30, 2023. The total revenues that is forecasted in the November 2022 budget five year forecast, is \$86,638,433. The adopted budget approved by the Board in September was \$81,367,496 plus carryover encumbrances of \$2,036,742 for a total appropriation of \$83,404,238. The November 2022 five-year forecast budget update and annual budget can be viewed at www.strongnet.org, under the Treasurer's Department.

Figure 1

	July	August	September	October	November	December
Revenues:						
Property Taxes	\$5,489,000	\$24,509,681	\$0	\$0	\$143	\$0
State Foundation	591,691	718,470	691,655	701,078	695,698	823,402
State Property Allocation	0	10,005	3,172,190	0	0	0
Other	221,131	1,875,466	190,049	449,382	281,317	715,136
Total Revenues	6,301,822	27,113,622	4,053,894	1,150,460	977,158	1,538,538
Expenditures:						
Salaries	3,688,335	3,833,512	4,028,051	3,966,417	3,983,466	4,077,765
Benefits	1,551,684	1,698,678	1,571,540	1,583,454	1,566,709	1,759,761
Purchase Services	1,243,592	566,142	456,989	424,426	647,929	449,994
Materials and Supplies	226,583	245,419	203,613	190,738	236,850	105,108
Capital Outlay	145,805	183,664	49,042	51,029	79,511	34,716
Other Objects	164,099	396,617	23,797	9,892	406,061	34,796
Total Expenditures	7,020,098	6,924,032	6,333,032	6,225,956	6,920,526	6,462,140
Net Change in Cash	(718,276)	20,189,590	(2,279,138)	(5,075,496)	(5,943,368)	(4,923,602)

	January	February	March	April	May	June	Total
Revenues:							
Property Taxes	\$2,962,000	\$24,377,000	\$8,238,353	\$0	\$0	\$0	\$65,576,177
State Foundation	722,196	713,923	716,441	711,304	0	0	7,185,861
State Property Allocation	0	0	0	9,934	0	0	3,192,129
Other	415,613	252,006	2,109,939	250,461	0	0	6,760,500
Total Revenues	4,099,809	25,342,929	11,064,733	971,699	0	0	82,714,667
Expenditures:							
Salaries	3,921,789	3,933,515	3,982,352	3,927,648	0	0	39,342,850
Benefits	1,564,345	1,582,137	1,583,535	1,570,406	0	0	16,032,249
Purchase Services	693,305	345,263	514,618	555,018	0	0	5,897,276
Materials and Supplies	215,847	140,364	90,068	165,044	0	0	1,819,634
Capital Outlay	35,099	4,298	23,456	138,593	0	0	745,213
Other Objects	29,755	9,688	602,270	25,573,681	0	0	27,250,656
Total Expenditures	6,460,140	6,015,265	6,796,299	31,930,390	0	0	91,087,878
Net Change in Cash	(2,360,331)	19,327,664	4,268,434	(30,958,691)	0	0	(8,373,211)

STRONGSVILLE CITY SCHOOL DISTRICT

July 1, 2022-April 30, 2023 Financial Report

REVENUE

The Strongsville City Schools is forecasting **\$86,638,433 (November Forecast)** in revenue within the General Funds in the 2022-2023 fiscal year as shown on figure 2. As of **April 30, 2023** the District has received revenue in the amount of \$81,714,664 for FY 2023. The District is projecting to receive \$5,443,107 in revenue in the remaining months of the fiscal year for a total projected revenue of \$88,157,771. The November 2022 five-year forecast was presented to the Board at the November 10, 2022 Board Meeting and can be viewed at www.strongnet.org, under the Treasurer's Department.

Figure 2

FORECASTED REVENUES AND ACTUAL REVENUES

	A	B	C	D = (B+C)		D-A
	Fiscal Year 2023 Forecast	Fiscal Year 2023 Actual	Projected Revenue May - June	Projected Total Revenue		Over/ (Under)
Revenues						
Real Property Tax	\$64,881,592	\$65,576,177	\$0	\$65,576,177	(a)	\$694,585
State Foundation	8,351,465	7,185,861	1,415,269	8,601,130	(b)	249,665
Property Tax Homestead and Rollbacks	6,386,526	3,192,129	3,163,344	6,355,473	(d)	(31,053)
TIF Revenue	2,726,564	3,113,170	0	3,113,170	(e)	386,606
Casino Receipts	370,059	361,315	0	361,315	(d)	(8,744)
Interest	1,354,427	1,426,064	169,000	1,595,064	(c)	240,637
Other Revenues	1,226,761	584,208	631,156	1,215,364	(f)	(11,397)
Sports Pay to Participate	225,000	215,662	9,338	225,000	(d)	0
Tuition - From Other Districts	448,513	434,991	0	434,991	(d)	(13,522)
Tuition - Full Day Kindergarten	548,057	506,250	45,000	551,250	(d)	3,193
Tuition - Preschool	119,469	118,837	10,000	128,837	(d)	9,368
Total Revenues	\$86,638,433	\$82,714,664	\$5,443,107	\$88,157,771		\$1,519,338

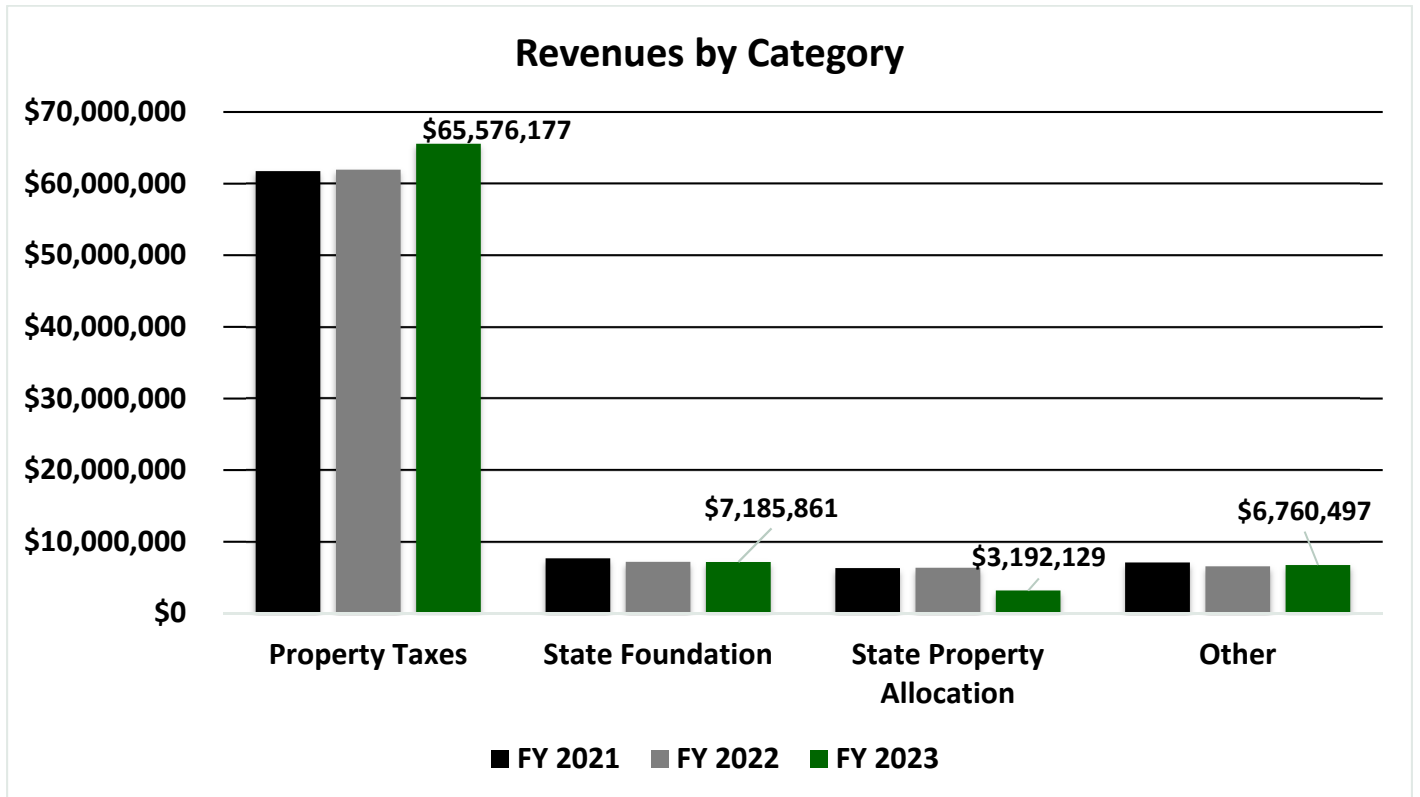
- (a) The District received \$61,956,735 in general real property taxes in FY22 and is forecasting \$65,576,177 in FY 23. The current collection rate for collection calendar year 2022 decreased from 96.35% to 94.86%.
- (b) The District will receive state funding in FY23 based on the 2021-2022 biennium State budget, and HB 110, which adopted the Fair Funding Formula. Within the Fair Funding Formula, school district will no longer receive pass through dollars for community schools and vouchers for non-public schools which is represented in the decrease in the table above.
- (c) Projected revenue is based on projected monthly cash balances against the current interest rate. Projected revenue is subject to change based on a change in cash balances and market conditions.
- (d) These revenues have been received as anticipated.
- (e) The District received \$3,651,146 in TIF revenues in FY22 and is forecasting \$3,113,170 in FY23.
- (f) Other revenues include cell tower commission, vending commission, sale of property, services provided to other schools, state catastrophic aid, federal medicaid, athletic trainer fees, refunds of prior year expenditures, and other miscellaneous receipts.

STRONGSVILLE CITY SCHOOL DISTRICT

July 1, 2022-April 30, 2023 Financial Report

Figure 3 compares revenue sources to the prior two years as of April 30. The three years of data will be beneficial for trend analysis performed throughout the year.

Figure 3



STRONGSVILLE CITY SCHOOL DISTRICT

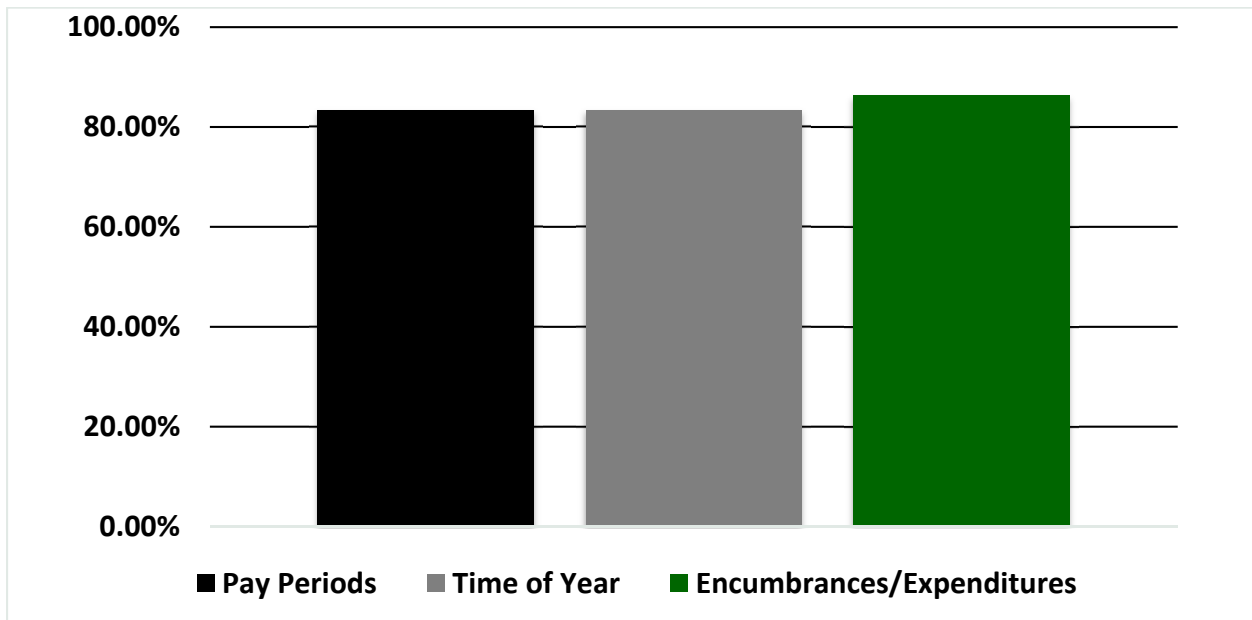
July 1, 2022-April 30, 2023 Financial Report

EXPENDITURES

The fiscal year 2023 adopted General Fund budget for the District is \$106,367,496. This budget, coupled with carryover encumbrances of \$2,036,742, resulted in a \$108,404,238 General Funds appropriation for FY 2023. The following information is a financial update of the status of this appropriation through April 30, 2023.

Through April 30, 2023 the District has expended \$91,087,877 and has outstanding encumbrances of \$2,472,085. This total of \$93,559,962 reflects 86.31% of the District's total appropriation. A statistical spending range for the District is based on two analyses: first, time elapsed is ten months or 83.33% of the fiscal year has passed. Secondly, eighteen of twenty-four (20/24), or 83.33% of the total pay periods have passed. Figure 4 illustrates these points.

Figure 4



Overall, the District's encumbrance/expenditure level through April is over the target based on the above analysis. As an examination of the categories of expenditures is performed, cyclical variances are noted between categories which relate specifically to school opening activities. Figure 5 compares the various expenditure categories to the expected level and to the prior two years. The three years of data will be beneficial for trend analysis performed throughout the year.

STRONGSVILLE CITY SCHOOL DISTRICT

July 1, 2022-April 30, 2023 Financial Report

Figure 5

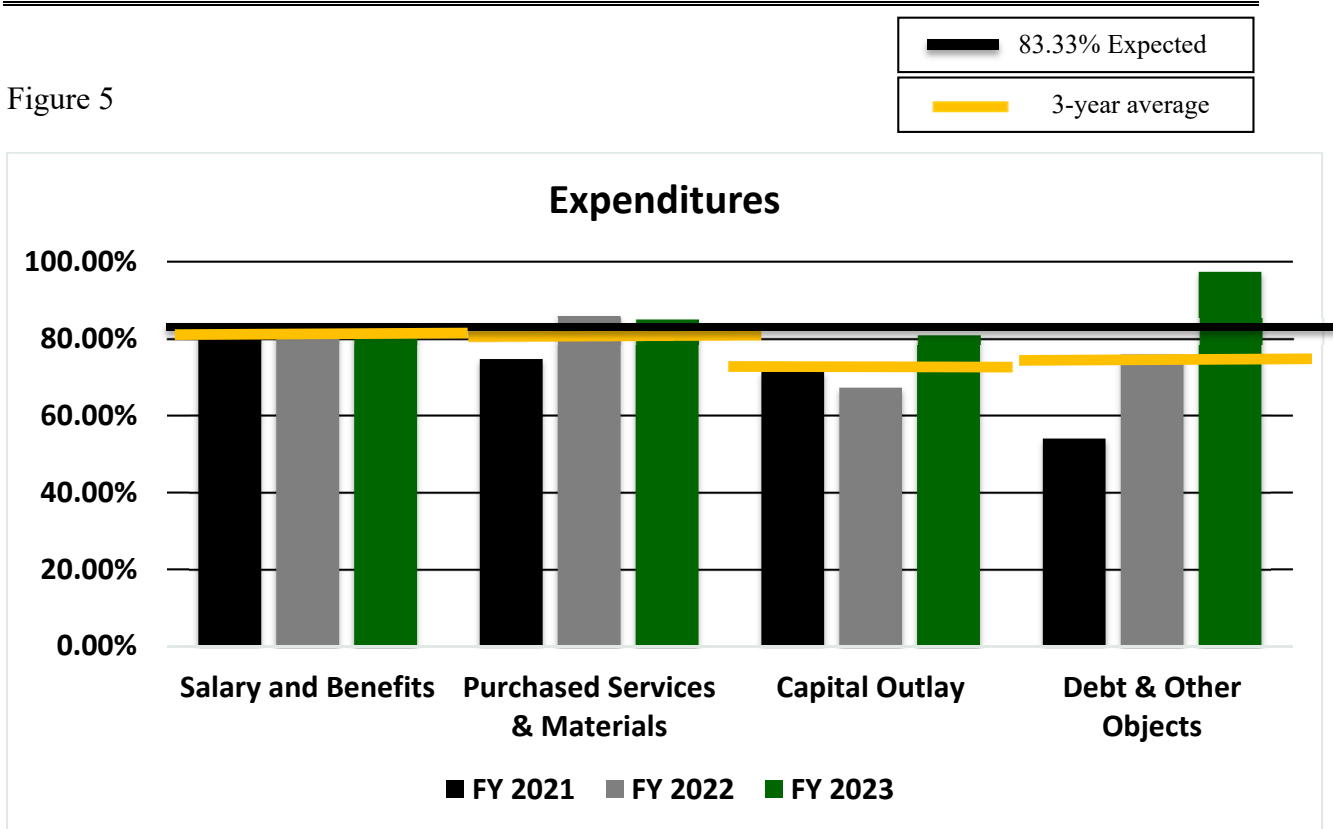
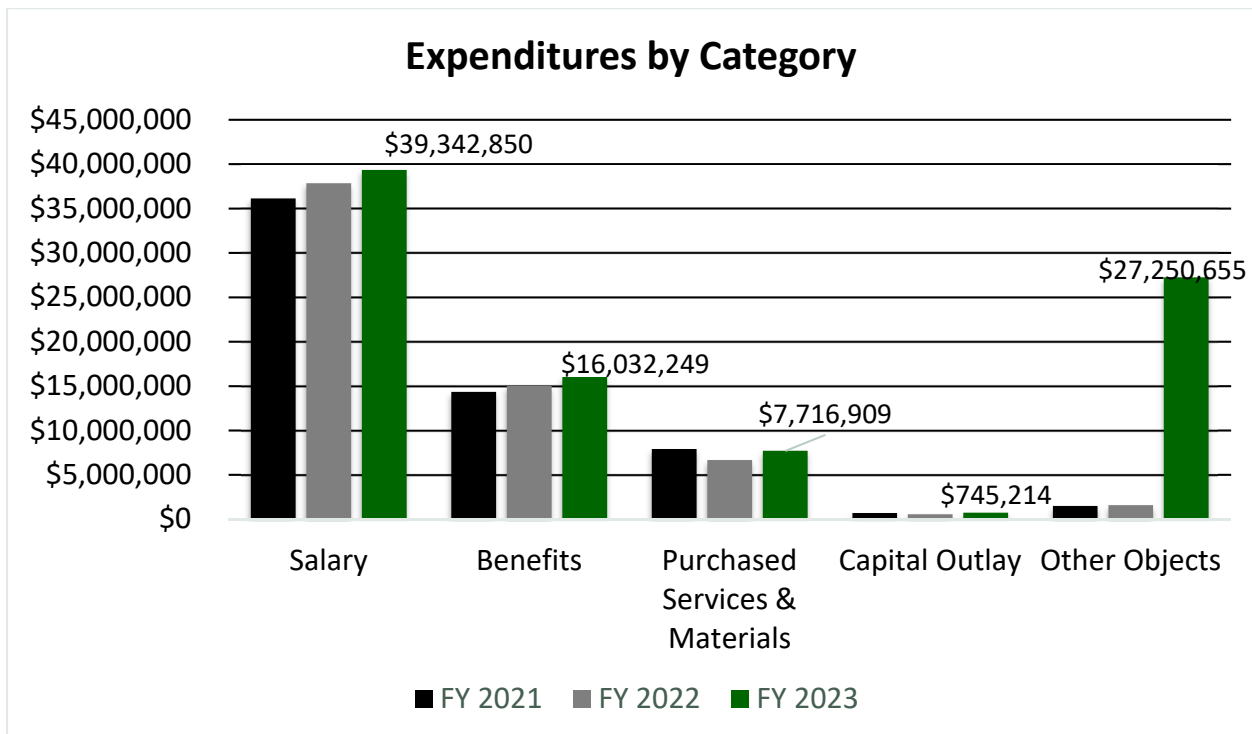


Figure 6



STRONGSVILLE CITY SCHOOL DISTRICT

July 1, 2022-April 30, 2023 Financial Report

As Figure 6 illustrates, salaries are higher than last year for this time of year which is due to negotiated agreements. We will continue to closely monitor this area for the remainder of the fiscal year. Salaries averaged \$2.0 million in April which is similar to the \$2.0 million in March. Benefits are higher compared to last year which is primarily due to the increase in healthcare and other benefits cost. Healthcare premiums increased 8.70% in fiscal year 2023 from fiscal year 2022.

The current year Purchased Services and Materials categories indicate a 84.96% encumbrance/expenditure level for April. This encumbrance/expenditure rate is lower compared to the 85.87% from this point in time last year. These expenditures vary from year to year base on the timing of when goods are needed and the invoices are paid and received. In addition, many of the annual contracts are encumbered at the beginning of the fiscal year and then spent down during the year. This is consistent with prior years and the cyclical nature of school operations.

The capital outlay encumbrance/expenditure level, whose budget comprises only 1.68% of the total General Fund budget indicates an 80.99% encumbrance/expenditure level for April. This encumbrance/expenditure rate is mainly attributable to school opening cost (technology updates, hardware, etc.). It should be noted that the vast majority of on-going construction and permanent improvements projects are accounted for in other funds and therefore not reflected in the encumbrances/expenditures above.

Finally, the debt service and other objects category of encumbrance/expenditures, which mainly reflects the payment of principal and interest for the energy conservation and facility improvements debt, treasurer and auditor fees, and the transfer of monies to other District funds (as required by State regulations), is as expected as of April 30, 2023. Debt payments occur in November and May while the transfer of monies to other funds will occur in June.

STRONGSVILLE CITY SCHOOL DISTRICT

July 1, 2022-April 30, 2023 Financial Report

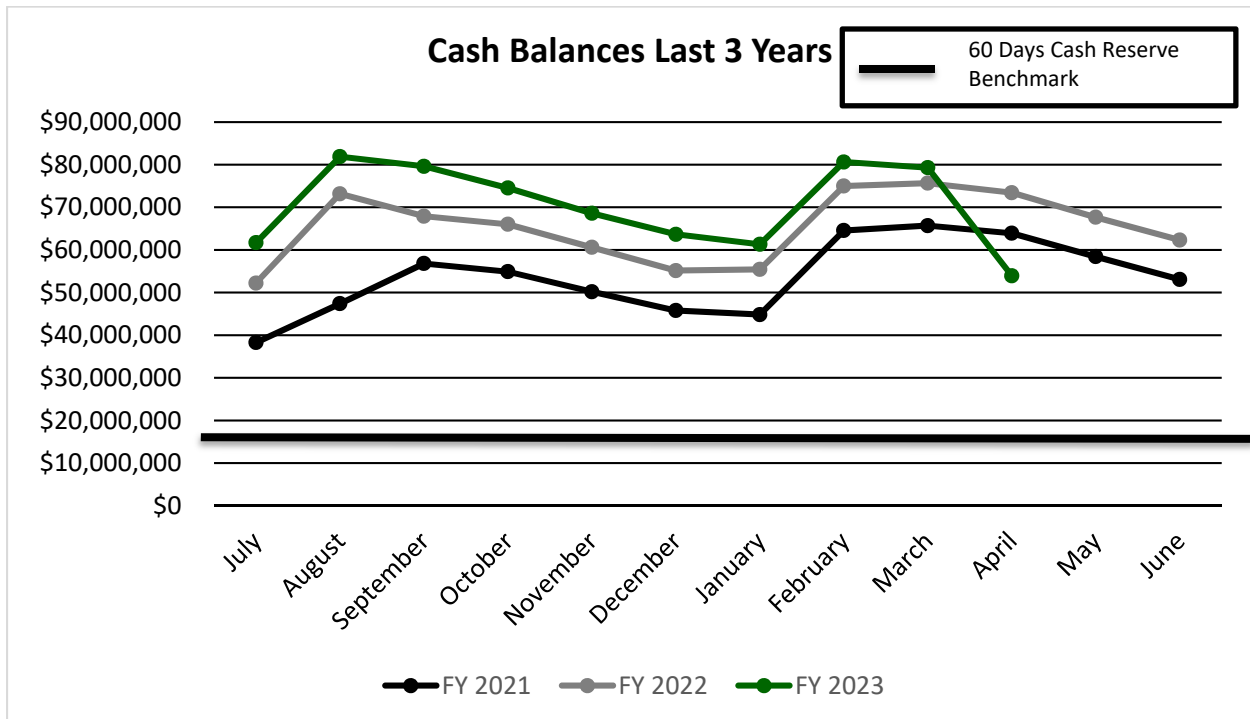
CASH BALANCES

The cash balance as of April 30, 2023 is \$53,967,163. The unencumbered balance as of April 30, 2023 is \$51,495,078. See Figure 7 for details.

Figure 7

	FY 2023
<i>Beginning Cash Balance</i>	\$ 62,340,376
Total Revenues	82,714,664
Total Expenditures	91,087,877
Revenue Over/(Under) Expenditures	(8,373,213)
Ending Cash Balance	53,967,163
Encumbrances	2,472,085
<i>Unencumbered Balance</i>	\$ 51,495,078

Figure 8



Strongsville City Schools
Monthly Financial Reports for April, 2023
To the Board of Education – APPENDIXES

- Bank Reconciliation – for the month ending April, 2023
- Meeder Investments Portfolio
- Interest earnings for the month
- Monthly comparison – a comparison of the General Fund revenues and expenditures for the month most recently closed and the fiscal year to date; also includes the same month and fiscal year to date for the two previous years
- Financial report by fund – shows the monthly and fiscal year to date total revenues and expenditures, of all funds, for the most recent month. Current fund balance reflects the cash in the bank by fund
- Revenue account summary – reflects revenue accounts for all funds, month and year to date
- Appropriation account summary – shows the current budget (FYTD Appropriation), most recent month and fiscal year to date expenditures for all funds

BANK RECONCILIATION
FOR THE MONTH ENDING April 30, 2023

Bank Statements, as of:

US Bank General Account	\$	4,010,760.81
US Bank CP Investment (Sweep Account)	\$	2,465,785.92
Meeder Investments	\$	40,960,468.47
Star Ohio - General	\$	46,110,262.78
Star Ohio - Construction	\$	796,715.47
ArbiterPay Account	\$	263.76
		Total Funds in Bank/Invested
		\$ 94,344,257.21

Petty Cash/Change Funds:

HS Athletics Gate Change Fund	\$	5,000.00
Building/Department Petty Cash	\$	1,350.00
Cafeteria Change Fund	\$	1,000.00
MS Athletics Gate Change Fund	\$	500.00
Derby Shop Change Fund	\$	100.00
		Total Petty Cash/Change Funds
		\$ 7,950.00

Outstanding checks, as of:

eFINANCEPlus - Acct Payable Checks	\$	(80,368.06)
eFINANCEPlus- Accts Payable (payroll generated)	\$	(27,495.06)
eFINANCEPlus - Payroll Checks	\$	(74.30)
		Total
		\$ (107,937.42)

Adjustment/In-Transit, as of:

NSF Checks Not Yet Reimbursed by Envision	\$	4,013.62
Deposit Banked Not Booked (-) or Booked not Banked (+)	\$	1,320.45
Arbiter Payments Made 5/1/2023 Prior to Month Close	\$	(136.00)
School District Income Tax (SSID) - April	\$	(699.77)
		Total Adjustments
		\$ 4,498.30

Adjusted Bank Balance at 4/28/2023 \$ 94,248,768.09

Book Balance (Current Fund Balance) at 4/28/2023 \$ 94,248,768.09

Difference \$ -

Current Portfolio

Strongsville CSD portfolio as of 04/30/2023

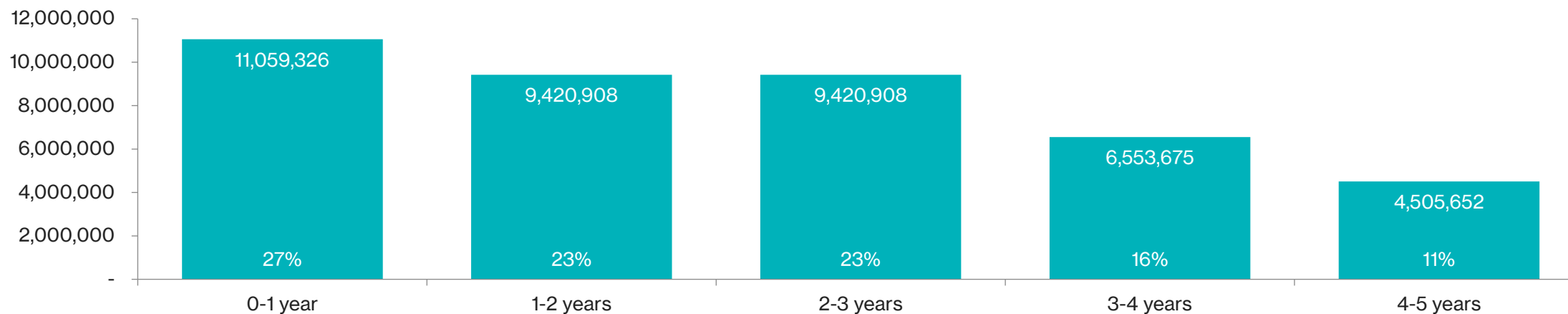
Your Portfolio

Cash	\$46,110,263
Securities	\$40,960,468
Total Portfolio	\$87,070,731

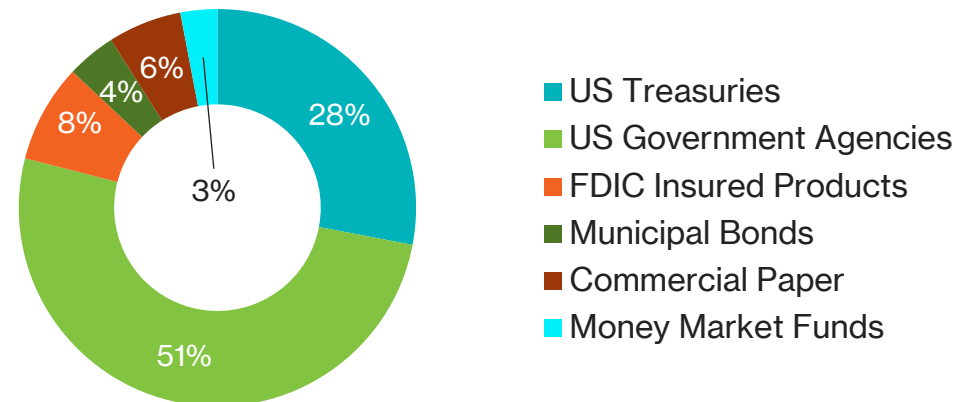
Your Securities

Weighted Average Maturity	2.00 years
Weighted Average Yield	1.89%
Estimated Annual Income	\$774,153

Your Maturity Distribution



Your Asset Allocation



YIELD AND INTEREST INCOME INFORMATION IS ANNUALIZED. ALL YIELD INFORMATION IS SHOWN GROSS OF ANY ADVISORY AND CUSTODY FEES AND IS BASED ON YIELD TO MATURITY AT COST. PAST PERFORMANCE IS NOT A GUARANTEE OF FUTURE RESULTS.

**STRONGSVILLE CITY SCHOOLS
INTEREST EARNED & ALLOCATED
FOR THE MONTH OF April 2023**

INSTITUTION	ACCOUNT BALANCE	INTEREST EARNED
US BANK REGULAR CHECKING	\$ 4,010,760.81	\$ 12.26
US BANK CP SWEEP	\$ 2,465,785.92	\$ -
ARBITERPAY ACCOUNT	\$ 263.76	\$ -
STAR OHIO	\$ 46,110,262.78	\$ 199,656.62
STAR OHIO - CONSTRUCTION	\$ 796,715.47	\$ 3,289.51
MEEDER INVESTMENTS	\$ 40,960,468.47	\$ 16,929.86
HUNTINGTON INVESTMENT	-	-
ACCOUNT BALANCE / INTEREST	<u>\$ 94,344,257.21</u>	<u>\$ 219,888.25</u>

=====

	BALANCE BANK A/C or FUND	INTEREST EARNED by FUND
GENERAL FUND (001)	\$ 53,967,162.69	\$ 216,598.74
FIELD TURF DONATION (004-9953)	\$ 796,715.47	\$ 3,289.51
	<u>\$ 54,763,878.16</u>	<u>\$ 219,888.25</u>

DIFFERENCE: \$ -

Strongsville City School District

Monthly Comparison of Revenues & Expenditures

April 2021, 2022 & 2023 and Fiscal Year to Date

	April 2021	April 2022	April 2023	Monthly Change from Previous Year	Fiscal Year to Date 2021	Fiscal Year to Date 2022	Fiscal Year to Date 2023	YTD Change from Previous Fiscal Year
Revenue:								
Real Estate Taxes	0.00	0.00	0.00	0.00	61,736,065.71	61,956,735.41	65,576,176.89	3,619,441.48
State Aide - Unrestricted	752,162.11	453,437.66	671,394.94	217,957.28	7,850,943.19	7,007,864.22	7,149,443.21	141,578.99
State Aide - Restricted	6,039.18	10,224.34	39,909.86	29,685.52	60,391.53	525,399.43	397,732.05	(127,667.38)
Property Tax Allocation	3,155,822.54	3,170,367.76	9,934.53	(3,160,433.23)	6,331,251.52	6,359,822.34	3,192,128.97	(3,167,693.37)
All Other Revenues	257,813.53	305,879.31	250,459.38	(55,419.93)	6,876,492.57	6,224,891.97	6,399,183.05	174,291.08
Total Revenues	4,171,837.36	3,939,909.07	971,698.71	(2,968,210.36)	82,855,144.52	82,074,713.37	82,714,664.17	639,950.80
Expenditures:								
Salaries	3,667,701.67	3,820,342.99	3,927,647.46	107,304.47	36,141,270.68	37,850,372.22	39,342,850.26	1,492,478.04
Benefits	1,424,015.20	1,500,804.99	1,570,405.59	69,600.60	14,344,522.79	15,026,098.93	16,032,248.80	1,006,149.87
Purchased Services	725,218.89	346,318.12	555,018.35	208,700.23	6,666,080.26	5,026,467.84	5,897,274.10	870,806.26
Supplies and Materials	99,927.02	471,513.97	165,044.42	(306,469.55)	1,259,517.96	1,657,979.13	1,819,634.86	161,655.73
Capital Outlay	15,796.48	21,308.94	138,593.39	117,284.45	703,637.20	558,298.54	745,213.75	186,915.21
Other Objects	15,651.47	6,734.95	25,573,680.85	25,566,945.90	1,505,763.40	1,595,870.35	27,250,655.45	25,654,785.10
Total Expenditures	5,948,310.73	6,167,023.96	31,930,390.06	25,763,366.10	60,620,792.29	61,715,087.01	91,087,877.22	29,372,790.21
Excess of Revenue over (under) Expenditures	(1,776,473.37)	(2,227,114.89)	(30,958,691.35)		22,234,352.23	20,359,626.36	(8,373,213.05)	

EFINANCEPLUS
 DATE: 05/02/2023
 TIME: 12:50:36
 SELECTION CRITERIA : ALL

STRONGSVILLE CITY SCHOOL DISTRICT
 OH Cash Position Report

ACCOUNTING PERIOD : 10/23

FUND	SCC	DESCRIPTION	BEGIN BALANCE	MTD RECEIPTS	FYTD RECEIPTS	MTD EXPENDITURES	FYTD EXPENDITURES	CURRENT FUND BALANCE	CURRENT ENCUMBRANCE	UNENCUMBERED FUND BALANCE
001	0000	GENERAL FUND	62,340,375.74	971,698.71	82,714,664.17	31,930,390.06	91,087,877.22	53,967,162.69	2,472,085.06	51,495,077.63
Total For Fund 001:			62,340,375.74	971,698.71	82,714,664.17	31,930,390.06	91,087,877.22	53,967,162.69	2,472,085.06	51,495,077.63
002	0000	BOND RETIREMENT	5,542,935.88	640.40	3,771,075.26	0.00	2,564,461.00	6,749,550.14	0.00	6,749,550.14
Total For Fund 002:			5,542,935.88	640.40	3,771,075.26	0.00	2,564,461.00	6,749,550.14	0.00	6,749,550.14
003	0000	PERMANENT IMPROVEMENT	2,134,694.30	565,771.68	1,778,020.65	12,130.19	1,487,589.59	2,425,125.36	1,229,138.40	1,195,986.96
Total For Fund 003:			2,134,694.30	565,771.68	1,778,020.65	12,130.19	1,487,589.59	2,425,125.36	1,229,138.40	1,195,986.96
004	9953	BUILDING FUND - TURF	742,241.44	3,289.51	54,474.03	0.00	0.00	796,715.47	0.00	796,715.47
Total For Fund 004:			742,241.44	3,289.51	54,474.03	0.00	0.00	796,715.47	0.00	796,715.47
006	0000	FOOD SERVICE	1,027,165.89	366,843.47	1,943,589.22	221,709.43	1,906,846.52	1,063,908.59	202,583.66	861,324.93
006	9023	P-EBT ADMIN GRANT FY23	0.00	0.00	3,135.00	0.00	0.00	3,135.00	0.00	3,135.00
Total For Fund 006:			1,027,165.89	366,843.47	1,946,724.22	221,709.43	1,906,846.52	1,067,043.59	202,583.66	864,459.93

EFINANCEPLUS
 DATE: 05/02/2023
 TIME: 12:50:36
 SELECTION CRITERIA : ALL

STRONGSVILLE CITY SCHOOL DISTRICT
 OH Cash Position Report

ACCOUNTING PERIOD : 10/23

FUND	SCC	DESCRIPTION	BEGIN BALANCE	MTD RECEIPTS	FYTD RECEIPTS	MTD EXPENDITURES	FYTD EXPENDITURES	CURRENT FUND BALANCE	CURRENT ENCUMBRANCE	UNENCUMBERED FUND BALANCE
009	9110	USS CHAPMAN 5.09		103.01	8,756.44	0.00	11,513.75	-2,752.22	0.00	-2,752.22
009	9210	USS MURASKI 0.00		410.90	12,743.25	0.00	15,385.95	-2,642.70	46.17	-2,688.87
009	9220	USS KINSNER 0.00		254.96	15,180.83	0.00	18,480.36	-3,299.53	0.00	-3,299.53
009	9300	USS SURRARRER 25.36		551.19	9,558.16	0.00	10,531.47	-947.95	0.00	-947.95
009	9310	USS WHITNEY 84.06		129.20	11,236.08	0.00	14,123.30	-2,803.16	0.00	-2,803.16
009	9400	USS SELP 29.44		0.00	0.00	0.00	0.00	29.44	0.00	29.44
009	9600	USS SMS 937.47		1,536.61	58,153.80	1,133.97	75,932.08	-16,840.81	1,484.09	-18,324.90
009	9900	USS SHS 2,443.42		4,875.20	75,070.72	7,714.07	81,404.26	-3,890.12	8,529.88	-12,420.00
Total For Fund 009:			3,524.84	7,861.07	190,699.28	8,848.04	227,371.17	-33,147.05	10,060.14	-43,207.19
014	9001	ROTARY SUMMER SCHOOL 68,463.60		1,130.00	2,760.00	19.69	76,110.08	-4,886.48	0.00	-4,886.48
014	9002	ROTARY FACILITY USAGE 96,631.07		3,986.64	47,318.68	16,432.41	42,565.47	101,384.28	41,909.40	59,474.88
014	9003	ROTARY FAC USAGE - TURF 17,127.05		0.00	4,250.00	0.00	0.00	21,377.05	0.00	21,377.05
014	9005	ROTARY HR WEBCHECK 8,037.30		1,997.00	15,319.90	3,060.25	14,903.50	8,453.70	5,998.25	2,455.45
014	9006	ROTARY AUDIO VISUAL 875.43		0.00	0.00	0.00	0.00	875.43	0.00	875.43
014	9007	ROTARY MAKERSPACE CAMP 1,064.29		0.00	0.00	0.00	0.00	1,064.29	0.00	1,064.29
014	9010	ROTARY SPECIAL EDUCATION 23.24		0.00	0.00	0.00	0.00	23.24	0.00	23.24
014	9110	ROTARY FIELD TRIP CHAPMAN 0.00		1,214.73	2,219.85	336.00	336.00	1,883.85	2,058.16	-174.31

STRONGSVILLE CITY SCHOOL DISTRICT
 OH Cash Position Report

ACCOUNTING PERIOD : 10/23

FUND	SCC	DESCRIPTION	BEGIN BALANCE	MTD RECEIPTS	FYTD RECEIPTS	MTD EXPENDITURES	FYTD EXPENDITURES	CURRENT FUND BALANCE	CURRENT ENCUMBRANCE	UNENCUMBERED FUND BALANCE
014	9111	LIBRARY FINES&FEES-CHAPMA	83.70	0.00	101.40	0.00	0.00	185.10	0.00	185.10
014	9150	ROTARY STOCKROOM	4,589.25	0.00	0.00	601.68	-421.89	5,011.14	4,022.19	988.95
014	9210	ROTARY FIELD TRIP MURASKI	0.00	746.32	2,566.28	546.00	546.00	2,020.28	2,269.28	-249.00
014	9211	LIBRARY FINES&FEES-MURASK	634.65	47.93	319.51	0.00	0.00	954.16	0.00	954.16
014	9220	ROTARY FIELD TRIP KINSNER	0.00	1,519.16	5,361.02	606.00	2,682.00	2,679.02	2,774.56	-95.54
014	9221	LIBRARY FINES&FEES-KINSNE	431.79	31.94	140.25	361.01	361.01	211.03	0.00	211.03
014	9300	ROTARY FIELD TRIP SURRARR	0.00	1,143.56	1,943.56	408.00	408.00	1,535.56	1,737.04	-201.48
014	9301	LIBRARY FINES&FEES-SURRAR	53.98	36.13	36.13	0.00	0.00	90.11	0.00	90.11
014	9310	ROTARY FIELD TRIP WHITNEY	0.00	71.48	2,330.26	504.00	504.00	1,826.26	2,150.64	-324.38
014	9311	LIBRARY FINES&FEES-WHITNE	796.34	26.00	377.87	389.94	1,070.88	103.33	0.00	103.33
014	9600	ROTARY FIELD TRIP SMS	178.00	0.00	0.00	0.00	0.00	178.00	0.00	178.00
014	9601	LIBRARY FINES&FEES-SMS	859.36	36.48	1,002.97	0.00	0.00	1,862.33	0.00	1,862.33
014	9900	ROTARY FIELD TRIP SHS	-159.80	2,582.99	5,777.99	0.00	502.00	5,116.19	6,619.00	-1,502.81
014	9901	LIBRARY FINES&FEES-SHS	783.91	39.99	779.77	0.00	0.00	1,563.68	0.00	1,563.68
014	9903	ROTARY AP/ACT/SAT TESTING	33,844.70	6,398.00	90,274.36	7,158.00	19,060.49	105,058.57	89,962.00	15,096.57
014	9904	STUDENT PATHS - SHS	3,280.73	0.00	2,148.00	499.70	999.20	4,429.53	0.00	4,429.53
Total For Fund 014:			237,598.59	21,008.35	185,027.80	30,922.68	159,626.74	262,999.65	159,500.52	103,499.13
018	9110	PUBL SCHL SUPRT - CHAPMAN	7,296.60	281.26	2,411.01	0.00	3,257.75	6,449.86	463.38	5,986.48

STRONGSVILLE CITY SCHOOL DISTRICT
 OH Cash Position Report

ACCOUNTING PERIOD : 10/23

FUND	SCC	DESCRIPTION	BEGIN BALANCE	MTD RECEIPTS	FYTD RECEIPTS	MTD EXPENDITURES	FYTD EXPENDITURES	CURRENT FUND BALANCE	CURRENT ENCUMBRANCE	UNENCUMBERED FUND BALANCE
018	9210	PUBL SCHL SUPRT - MURASKI	5,716.66	150.52	3,982.73	226.94	1,254.63	8,444.76	603.88	7,840.88
018	9220	PUBL SCHL SUPRT - KINSNER	9,637.34	11.52	3,386.29	48.00	288.85	12,734.78	140.92	12,593.86
018	9300	PUBL SCHL SUPRT - SURRARR	7,999.14	0.00	2,229.81	311.65	2,466.85	7,762.10	0.00	7,762.10
018	9310	PUBL SCHL SUPRT - WHITNEY	8,629.79	12.38	3,960.78	206.95	2,824.57	9,766.00	1,824.97	7,941.03
018	9400	PUBL SCHL SUPRT - SELP	5,380.76	0.00	452.32	0.00	93.54	5,739.54	150.00	5,589.54
018	9600	PUBL SCHL SUPRT - SMS	14,594.39	-100.00	6,391.71	422.26	5,889.56	15,096.54	4,044.51	11,052.03
018	9900	PUBL SCHL SUPRT - SHS	97,381.17	3,521.00	60,630.15	3,826.69	39,311.41	118,699.91	12,289.07	106,410.84
Total For Fund 018:			156,635.85	3,876.68	83,444.80	5,042.49	55,387.16	184,693.49	19,516.73	165,176.76
019	9903	GPD FOUNDATION GRANT	0.00	0.00	12,000.00	6,750.00	12,000.00	0.00	0.00	0.00
019	9911	SEF FIELD TRIP GRANTS	624.80	0.00	0.00	0.00	1,601.00	-976.20	0.00	-976.20
019	9915	SEF GRANTS	5,775.93	0.00	4,120.66	265.81	6,836.10	3,060.49	1,191.32	1,869.17
019	9917	ROTARY SOCIAL PROG.	1,685.47	0.00	0.00	0.00	0.00	1,685.47	0.00	1,685.47
019	9922	COCA-COLA SCHOLARSHIP	1,500.00	0.00	0.00	0.00	0.00	1,500.00	1,500.00	0.00
019	9926	USAC E-RATE PROGRAM	210,212.26	0.00	71,472.84	0.00	123,855.00	157,830.10	135,170.83	22,659.27
019	9949	ODNR GRANTS	500.00	500.00	500.00	0.00	500.00	500.00	0.00	500.00
019	9955	GRAND PIANO	6,366.00	0.00	0.00	6,366.00	6,366.00	0.00	0.00	0.00
019	9956	SUPT INIATIVE GRANTS	293.46	0.00	0.00	0.00	0.00	293.46	0.00	293.46
019	9965	SEF-DOC. CAMERA (KINS)	10.00	0.00	0.00	0.00	0.00	10.00	0.00	10.00

EFINANCEPLUS
 DATE: 05/02/2023
 TIME: 12:50:36
 SELECTION CRITERIA : ALL

STRONGSVILLE CITY SCHOOL DISTRICT
 OH Cash Position Report

ACCOUNTING PERIOD : 10/23

FUND	SCC	DESCRIPTION	BEGIN BALANCE	MTD RECEIPTS	FYTD RECEIPTS	MTD EXPENDITURES	FYTD EXPENDITURES	CURRENT FUND BALANCE	CURRENT ENCUMBRANCE	UNENCUMBERED FUND BALANCE
019	9967	SEF-WORLD. LAN ART (HS)	25.19	0.00	0.00	0.00	0.00	25.19	0.00	25.19
019	9971	SEF-FLEXIBLE SEATING(MUR)	2.41	0.00	0.00	0.00	0.00	2.41	0.00	2.41
019	9972	SEF-FLEX SEAT (KIN 2GR)	7.50	0.00	0.00	0.00	0.00	7.50	0.00	7.50
019	9973	SEF-SCH YARD HABITAT SURR	26.19	0.00	0.00	0.00	0.00	26.19	0.00	26.19
Total For Fund 019:			227,029.21	500.00	88,093.50	13,381.81	151,158.10	163,964.61	137,862.15	26,102.46
022	9014	OSHAA TOURNAMENTS	4,834.55	0.00	2,200.00	0.00	7,034.55	0.00	0.00	0.00
022	9017	UNCLAIMED FUNDS	3,591.46	0.00	0.00	0.00	0.00	3,591.46	0.00	3,591.46
Total For Fund 022:			8,426.01	0.00	2,200.00	0.00	7,034.55	3,591.46	0.00	3,591.46
023	9001	SELF-INSUR 1:1 DEVICE	95,084.13	3,055.21	67,732.36	4,662.66	97,775.96	65,040.53	15,000.00	50,040.53
Total For Fund 023:			95,084.13	3,055.21	67,732.36	4,662.66	97,775.96	65,040.53	15,000.00	50,040.53
024	0000	SELF-INSUR MEDICAL	3,555,417.21	1,102,449.78	10,936,312.66	1,126,670.89	11,196,925.88	3,294,803.99	2,009,162.12	1,285,641.87
Total For Fund 024:			3,555,417.21	1,102,449.78	10,936,312.66	1,126,670.89	11,196,925.88	3,294,803.99	2,009,162.12	1,285,641.87

STRONGSVILLE CITY SCHOOL DISTRICT
 OH Cash Position Report

ACCOUNTING PERIOD : 10/23

FUND	SCC	DESCRIPTION	BEGIN BALANCE	MTD RECEIPTS	FYTD RECEIPTS	MTD EXPENDITURES	FYTD EXPENDITURES	CURRENT FUND BALANCE	CURRENT ENCUMBRANCE	UNENCUMBERED FUND BALANCE
035	0000	TERMINATION BENEFITS FUND	250,000.00	0.00	0.00	0.00	396,834.18	-146,834.18	0.00	-146,834.18
Total For Fund 035:			250,000.00	0.00	0.00	0.00	396,834.18	-146,834.18	0.00	-146,834.18
070	9001	CAP PROJECTS - FACILITIES	0.00	25,000,000.00	25,000,000.00	0.00	0.00	25,000,000.00	0.00	25,000,000.00
Total For Fund 070:			0.00	25,000,000.00	25,000,000.00	0.00	0.00	25,000,000.00	0.00	25,000,000.00
200	9141	STUD COUNCIL - CHAPMAN	2,585.88	0.00	906.50	0.00	356.25	3,136.13	1,536.00	1,600.13
200	9241	STUD COUNCIL - MURASKI	4,678.11	0.00	430.00	0.00	1,104.71	4,003.40	0.00	4,003.40
200	9242	STUD COUNCIL - KINSNER	2,687.33	0.00	1,275.00	218.25	1,280.82	2,681.51	440.00	2,241.51
200	9341	STUD COUNCIL - WHITNEY	21,023.45	0.00	10,345.40	1,779.43	7,212.07	24,156.78	2,150.20	22,006.58
200	9641	STUDENT COUNCIL - SMS	5,457.01	0.00	4,629.08	0.00	4,516.09	5,570.00	0.00	5,570.00
200	9645	GUIDANCE CLUB - SMS	63.42	0.00	0.00	0.00	0.00	63.42	0.00	63.42
200	9901	ART CLUB - SHS	553.41	0.00	0.00	0.00	0.00	553.41	0.00	553.41
200	9902	STEM CLUB - SHS	100.00	0.00	0.00	0.00	0.00	100.00	0.00	100.00
200	9904	DEBATE TEAM - SHS	151.23	0.00	0.00	0.00	0.00	151.23	0.00	151.23
200	9907	MATH CLUB - SHS	17,412.92	157.00	1,907.00	769.00	1,970.59	17,349.33	1,950.00	15,399.33
200	9909	SCIENCE CLUB - SHS	2,453.08	1,890.00	1,890.00	0.00	42.70	4,300.38	2,044.24	2,256.14
200	9912	TECHNOLOGY CLUB - SHS	3,609.38	0.00	0.00	0.00	0.00	3,609.38	0.00	3,609.38

STRONGSVILLE CITY SCHOOL DISTRICT
 OH Cash Position Report

ACCOUNTING PERIOD : 10/23

FUND	SCC	DESCRIPTION	BEGIN BALANCE	MTD RECEIPTS	FYTD RECEIPTS	MTD EXPENDITURES	FYTD EXPENDITURES	CURRENT FUND BALANCE	CURRENT ENCUMBRANCE	UNENCUMBERED FUND BALANCE
200	9913	SOCIEDAD HONORARIA - SHS	2,135.65	0.00	0.00	0.00	0.00	2,135.65	0.00	2,135.65
200	9917	FRENCH CLUB - SHS	4,822.24	0.00	785.00	0.00	231.39	5,375.85	350.00	5,025.85
200	9918	GERMAN CLUB - SHS	1,008.76	0.00	237.00	0.00	209.30	1,036.46	0.00	1,036.46
200	9919	SPANISH CLUB - SHS	1,161.19	0.00	0.00	0.00	0.00	1,161.19	0.00	1,161.19
200	9923	CLASS OF 2023 - SHS	4,971.14	0.00	4,766.62	0.00	921.46	8,816.30	1,763.96	7,052.34
200	9927	BUSINESS CLUB - SHS	158.66	0.00	0.00	0.00	0.00	158.66	0.00	158.66
200	9929	ROTARY CLUB - SHS	1,132.00	0.00	0.00	0.00	0.00	1,132.00	107.70	1,024.30
200	9932	RAYS - SHS	779.38	0.00	0.00	0.00	779.38	0.00	0.00	0.00
200	9941	STUDENT COUNCIL - SHS	65,093.81	0.00	28,497.22	0.00	25,932.88	67,658.15	1,839.35	65,818.80
200	9943	CLASS OF 2022 SHS	6,266.62	0.00	0.00	0.00	6,266.62	0.00	0.00	0.00
200	9945	NAT ART HNR SOCIETY - SHS	1,767.21	0.00	550.00	0.00	85.00	2,232.21	0.00	2,232.21
200	9954	CLASS OF 2024 - SHS	20.00	28,988.22	37,789.08	2,052.10	3,949.60	33,859.48	33,389.75	469.73
200	9955	CLASS OF 2025 - SHS	212.00	0.00	220.97	0.00	0.00	432.97	0.00	432.97
200	9961	YOUTH OPTIMIST - SHS	404.00	0.00	0.00	0.00	0.00	404.00	0.00	404.00
200	9962	RHO KAPPA NHS - SHS	4,016.39	0.00	525.00	0.00	900.00	3,641.39	0.00	3,641.39
200	9963	GERMAN HNR SOCIETY - SHS	135.00	0.00	190.00	0.00	200.00	125.00	0.00	125.00
200	9964	ENGLISH HNR SOCIETY - SHS	389.09	0.00	1,080.00	236.79	884.66	584.43	0.00	584.43
200	9965	KEY CLUB - SHS	4,078.37	1,159.00	5,574.00	1,811.61	4,114.84	5,537.53	464.00	5,073.53
200	9985	NHS - SHS	2,053.83	0.00	4,357.00	678.43	3,498.63	2,912.20	1,908.10	1,004.10
200	9990	SPIRIT SQUAD - SHS	1,344.43	0.00	1,500.00	70.52	1,099.40	1,745.03	0.00	1,745.03

STRONGSVILLE CITY SCHOOL DISTRICT
 OH Cash Position Report

ACCOUNTING PERIOD : 10/23

FUND	SCC	DESCRIPTION	BEGIN BALANCE	MTD RECEIPTS	FYTD RECEIPTS	MTD EXPENDITURES	FYTD EXPENDITURES	CURRENT FUND BALANCE	CURRENT ENCUMBRANCE	UNENCUMBERED FUND BALANCE
Total For Fund 200:			162,724.99	32,194.22	107,454.87	7,616.13	65,556.39	204,623.47	47,943.30	156,680.17
300	0000	ATHLETIC DEPARTMENT	51,179.63	6,887.00	162,408.13	12,707.59	178,095.34	35,492.42	12,298.30	23,194.12
300	9610	SKI CLUB - SMS	125.93	0.00	0.00	0.00	0.00	125.93	0.00	125.93
300	9633	ORCHESTRA - SMS	14,703.96	3,345.00	11,973.00	150.00	9,713.90	16,963.06	2,000.00	14,963.06
300	9634	BAND - SMS	7,019.67	1,788.00	3,214.00	759.60	3,233.42	7,000.25	4,145.00	2,855.25
300	9635	ART CLUB - SMS	1,284.70	0.00	0.00	0.00	0.00	1,284.70	0.00	1,284.70
300	9637	VOCAL MUSIC - SMS	3,161.78	0.00	1,179.00	247.91	2,767.52	1,573.26	152.09	1,421.17
300	9640	TEAM ADMIRALS - SMS	12.56	0.00	0.00	0.00	0.00	12.56	0.00	12.56
300	9641	TEAM CAPTAINS - SMS	0.00	0.00	1,000.00	0.00	0.00	1,000.00	0.00	1,000.00
300	9644	TEAM DISCOVERERS - SMS	333.10	0.00	0.00	0.00	325.00	8.10	0.00	8.10
300	9648	TEAM VANGUARDS - SMS	1,197.77	0.00	0.00	0.00	340.45	857.32	0.00	857.32
300	9649	TEAM CRUSADERS - SMS	1,106.93	425.00	425.00	0.00	340.45	1,191.48	0.00	1,191.48
300	9650	TEAM DRAGONS - SMS	2,902.48	530.36	660.91	0.00	954.61	2,608.78	1,480.00	1,128.78
300	9651	TEAM PIRATES - SMS	1,053.00	0.00	0.00	0.00	340.45	712.55	0.00	712.55
300	9652	TEAM VOYAGERS - SMS	14.00	0.00	0.00	0.00	0.00	14.00	0.00	14.00
300	9659	ATHLETICS M/S - SMS	11,290.67	5,288.00	30,359.05	11,744.13	35,884.38	5,765.34	9,383.70	-3,618.36
300	9670	CD/MD CLASS - SMS	1,191.39	80.00	1,055.00	420.00	1,176.12	1,070.27	0.00	1,070.27
300	9690	PHYS ED DEPT - SMS	3,216.82	0.00	1,160.00	0.00	938.02	3,438.80	0.00	3,438.80

STRONGSVILLE CITY SCHOOL DISTRICT
 OH Cash Position Report

ACCOUNTING PERIOD : 10/23

FUND	SCC	DESCRIPTION	BEGIN BALANCE	MTD RECEIPTS	FYTD RECEIPTS	MTD EXPENDITURES	FYTD EXPENDITURES	CURRENT FUND BALANCE	CURRENT ENCUMBRANCE	UNENCUMBERED FUND BALANCE
300	9901	INSTRUMENTAL UNIFOR - SHS	8,691.89	0.00	9,070.07	0.00	5,249.30	12,512.66	0.00	12,512.66
300	9904	CHORAL CLOTHING - SHS	490.26	0.00	0.00	0.00	0.00	490.26	0.00	490.26
300	9905	BAND - SHS	6,213.71	0.00	940.00	0.00	3,500.00	3,653.71	0.00	3,653.71
300	9906	DRAMA CLUB - SHS	11,573.20	0.00	5,567.29	289.71	4,780.38	12,360.11	623.80	11,736.31
300	9907	ASAP - SHS	364.07	0.00	250.00	0.00	0.00	614.07	0.00	614.07
300	9908	SEAC - SHS	281.38	1,022.00	3,779.00	0.00	0.00	4,060.38	2,750.00	1,310.38
300	9909	THE STAMPEDE - SHS	1.53	100.00	100.00	0.00	0.00	101.53	0.00	101.53
300	9910	SKI CLUB - SHS	238.63	0.00	0.00	0.00	0.00	238.63	0.00	238.63
300	9912	GIRLS LACROSSE - SHS	0.70	0.00	0.00	0.00	0.00	0.70	0.00	0.70
300	9913	LEADERSHIP ACADEMY - SHS	6,773.62	0.00	0.00	139.90	139.90	6,633.72	0.00	6,633.72
300	9914	M.I.L.E UNIT - SHS	0.00	103.03	3,164.03	0.00	427.08	2,736.95	908.92	1,828.03
300	9915	SHS MAKERS - HS	175.00	0.00	0.00	0.00	0.00	175.00	0.00	175.00
300	9916	FOOTBALL CAMP - SHS	233.55	0.00	0.00	0.00	19.90	213.65	0.00	213.65
300	9917	ATHLETIC PROGRAMS	1,618.53	0.00	2,156.11	0.00	2,383.75	1,390.89	766.87	624.02
300	9919	OHSAA TOURNAMENTS	0.00	0.00	24,611.01	475.00	16,248.12	8,362.89	6,396.94	1,965.95
300	9920	BOYS TRACK - SHS	1,706.24	0.00	0.00	0.00	757.00	949.24	88.00	861.24
300	9921	GIRLS TRACK - SHS	616.40	0.00	0.00	0.00	0.00	616.40	88.00	528.40
300	9922	MD VOCATIONAL TRAIN -SHS	3,476.17	1,195.53	28,396.21	2,792.65	24,942.41	6,929.97	5,972.13	957.84
300	9923	ENGINEERING CLUB - HS	488.89	0.00	0.00	0.00	0.00	488.89	0.00	488.89
300	9924	DECA - SHS	35,891.79	0.00	20,879.42	1,728.40	17,212.24	39,558.97	3,212.70	36,346.27

STRONGSVILLE CITY SCHOOL DISTRICT
 OH Cash Position Report

ACCOUNTING PERIOD : 10/23

FUND	SCC	DESCRIPTION	BEGIN BALANCE	MTD RECEIPTS	FYTD RECEIPTS	MTD EXPENDITURES	FYTD EXPENDITURES	CURRENT FUND BALANCE	CURRENT ENCUMBRANCE	UNENCUMBERED FUND BALANCE
300	9928	OHIO CAREER ASSOC - SHS	51.56	0.00	0.00	0.00	0.00	51.56	0.00	51.56
300	9930	DANCE TEAM - SHS	1,928.36	0.00	0.00	0.00	1,864.24	64.12	44.00	20.12
300	9934	GIRLS SOCCER - SHS	166.06	0.00	0.00	0.00	39.80	126.26	0.00	126.26
300	9935	ORCHESTRA - SHS	12,127.28	200.00	2,740.00	0.00	913.95	13,953.33	0.00	13,953.33
300	9936	BOYS SOCCER - SHS	60.60	0.00	0.00	0.00	0.00	60.60	0.00	60.60
300	9937	VOCAL MUSIC - SHS	760.77	0.00	0.00	0.00	0.00	760.77	0.00	760.77
300	9939	MUSICAL PRODUCTION - SHS	25,039.32	9,646.51	12,497.51	1,688.26	5,273.11	32,263.72	1,039.40	31,224.32
300	9941	GIRLS BASKETBALL - SHS	223.31	0.00	0.00	0.00	0.00	223.31	66.00	157.31
300	9946	BOYS BASKETBALL - SHS	205.54	0.00	0.00	0.00	0.00	205.54	66.00	139.54
300	9949	BOYS VOLLEYBALL - SHS	-422.80	3,185.00	7,316.81	3,727.50	4,472.50	2,421.51	2,292.50	129.01
300	9950	GIRLS VOLLEYBALL - SHS	1.48	0.00	0.00	0.00	0.00	1.48	0.00	1.48
300	9951	PROJECT SUPPORT - SHS	486.63	0.00	85.00	0.00	0.00	571.63	200.00	371.63
300	9955	GIRLS TENNIS - SHS	3,529.96	0.00	0.84	0.00	679.90	2,850.90	0.00	2,850.90
300	9956	BOYS TENNIS - SHS	34.29	0.00	0.00	0.00	22.00	12.29	0.00	12.29
300	9960	SWIM TEAM - SHS	124.39	0.00	0.00	0.00	0.00	124.39	124.00	0.39
300	9961	WRESTLING TEAM - SHS	0.00	0.00	1,747.00	0.00	1,548.62	198.38	0.00	198.38
300	9965	ICE HOCKEY - SHS	0.16	0.00	0.00	0.00	0.00	0.16	0.00	0.16
300	9967	LANTERN - SHS	2,689.18	0.00	0.00	1,165.20	1,460.20	1,228.98	800.00	428.98
300	9968	STROHIGAN - SHS	8,069.80	690.00	3,115.00	0.00	4,192.95	6,991.85	0.00	6,991.85
300	9970	BASEBALL - SHS	15,927.35	0.00	0.00	300.00	13,992.21	1,935.14	714.00	1,221.14

EFINANCEPLUS
 DATE: 05/02/2023
 TIME: 12:50:36
 SELECTION CRITERIA : ALL

STRONGSVILLE CITY SCHOOL DISTRICT
 OH Cash Position Report

ACCOUNTING PERIOD : 10/23

FUND	SCC	DESCRIPTION	BEGIN BALANCE	MTD RECEIPTS	FYTD RECEIPTS	MTD EXPENDITURES	FYTD EXPENDITURES	CURRENT FUND BALANCE	CURRENT ENCUMBRANCE	UNENCUMBERED FUND BALANCE
300	9971	SOFTBALL- SHS	144.42	0.00	0.00	0.00	33.00	111.42	33.00	78.42
300	9972	GIRLS CROSS COUNTRY - SHS	6,914.79	0.00	2,170.00	0.00	5,332.34	3,752.45	375.00	3,377.45
300	9975	BOYS CROSS COUNTRY - SHS	5,387.60	0.00	3,050.00	0.00	5,717.29	2,720.31	375.00	2,345.31
300	9976	BOYS GOLF - HS	2,039.00	0.00	-47.20	0.00	275.00	1,716.80	0.00	1,716.80
300	9980	GYMNASTICS - SHS	100.43	0.00	0.00	0.00	0.00	100.43	66.00	34.43
300	9985	GIRLS GOLF - SHS	923.05	0.00	0.00	0.00	59.70	863.35	0.00	863.35
300	9990	ATHLETIC TRAINER - SHS	2,531.46	0.00	600.00	0.00	704.55	2,426.91	792.44	1,634.47
300	9992	FALL CHEERLEADING - SHS	138.02	0.00	0.00	0.00	0.00	138.02	0.00	138.02
300	9996	WINTER CHEERLEADING - SHS	15,259.99	8,945.00	15,097.00	573.89	9,757.76	20,599.23	8,266.08	12,333.15
Total For Fund 300:			283,071.95	43,430.43	360,719.19	38,909.74	366,108.86	277,682.28	65,519.87	212,162.41
401	9021	AUX SERV FY21 ST JOSEPH	29.00	0.00	0.00	0.00	13.18	15.82	0.00	15.82
Total For Fund 401:			29.00	0.00	0.00	0.00	13.18	15.82	0.00	15.82
451	9023	OH K-12 CONNECTIVITY FY23	0.00	0.00	12,600.00	0.00	6,300.00	6,300.00	0.00	6,300.00
Total For Fund 451:			0.00	0.00	12,600.00	0.00	6,300.00	6,300.00	0.00	6,300.00

STRONGSVILLE CITY SCHOOL DISTRICT
 OH Cash Position Report

ACCOUNTING PERIOD : 10/23

FUND	SCC	DESCRIPTION	BEGIN BALANCE	MTD RECEIPTS	FYTD RECEIPTS	MTD EXPENDITURES	FYTD EXPENDITURES	CURRENT FUND BALANCE	CURRENT ENCUMBRANCE	UNENCUMBERED FUND BALANCE
467	9020	STUDENT WELLNESS & SUCCES	58,624.82	0.00	0.00	2,895.66	39,705.67	18,919.15	1,655.00	17,264.15
Total For Fund 467:			58,624.82	0.00	0.00	2,895.66	39,705.67	18,919.15	1,655.00	17,264.15
499	9022	PARENT MENTOR FY22	0.00	0.00	2,084.14	0.00	2,084.14	0.00	0.00	0.00
499	9023	PARENT MENTOR FY23	0.00	2,083.32	16,666.56	2,083.32	18,749.88	-2,083.32	0.00	-2,083.32
499	9122	SCHOOL SAFETY GRANT FY22	23,716.13	0.00	0.00	0.00	23,716.13	0.00	0.00	0.00
499	9123	SCHOOL BUS PROGRAM FY23	0.00	0.00	0.00	0.00	0.00	0.00	135,000.00	-135,000.00
499	9222	SCHOOL BUS PROGRAM FY22	135,000.00	0.00	0.00	0.00	135,000.00	0.00	0.00	0.00
499	9223	AG SCHOOL SAFETY FY23	0.00	30,225.01	30,225.01	0.00	0.00	30,225.01	0.00	30,225.01
Total For Fund 499:			158,716.13	32,308.33	48,975.71	2,083.32	179,550.15	28,141.69	135,000.00	-106,858.31
507	9022	ESSER I FY22	1,610.42	0.00	3,296.44	0.00	4,906.86	0.00	0.00	0.00
507	9122	ESSER II FY22	18,026.25	0.00	133,814.37	0.00	151,840.62	0.00	0.00	0.00
507	9123	ESSER II FY23	0.00	45,749.91	345,101.31	46,386.75	391,488.06	-46,386.75	0.00	-46,386.75
507	9222	ESSER III FY22	16,785.00	0.00	72,604.90	0.00	89,389.90	0.00	0.00	0.00
507	9223	ESSER III FY23	0.00	106,854.31	740,322.22	105,881.18	846,203.40	-105,881.18	0.00	-105,881.18
507	9323	ARP HOMELESS FY23	0.00	1,530.00	5,525.00	1,360.00	6,885.00	-1,360.00	5,028.01	-6,388.01

STRONGSVILLE CITY SCHOOL DISTRICT
 OH Cash Position Report

ACCOUNTING PERIOD : 10/23

FUND	SCC	DESCRIPTION	BEGIN BALANCE	MTD RECEIPTS	FYTD RECEIPTS	MTD EXPENDITURES	FYTD EXPENDITURES	CURRENT FUND BALANCE	CURRENT ENCUMBRANCE	UNENCUMBERED FUND BALANCE
Total For Fund 507:			36,421.67	154,134.22	1,300,664.24	153,627.93	1,490,713.84	-153,627.93	5,028.01	-158,655.94
516	9022	IDEA-B FY22 201.83	0.00	135,412.91	0.00	135,614.74	0.00	0.00	0.00	0.00
516	9023	IDEA-B FY23 0.00	96,236.09	749,826.81	96,279.55	846,106.36	-96,279.55	1,301.16	-97,580.71	
516	9123	ARP IDEA-B FY23 0.00	21,980.88	166,408.19	21,994.37	188,402.56	-21,994.37	0.00	-21,994.37	
Total For Fund 516:			201.83	118,216.97	1,051,647.91	118,273.92	1,170,123.66	-118,273.92	1,301.16	-119,575.08
551	9022	TITLE III LEP FY22 8,024.31	0.00	0.00	0.00	8,024.31	0.00	0.00	0.00	0.00
551	9023	TITLE III LEP FY23 0.00	934.77	28,419.25	986.92	29,406.17	-986.92	11,432.08	-12,419.00	
Total For Fund 551:			8,024.31	934.77	28,419.25	986.92	37,430.48	-986.92	11,432.08	-12,419.00
572	9022	TITLE I FY22 12,494.90	0.00	57,607.91	0.00	70,102.81	0.00	0.00	0.00	0.00
572	9023	TITLE I FY23 0.00	44,570.80	325,821.70	51,347.09	377,168.79	-51,347.09	24,514.52	-75,861.61	
572	9122	TITLE I EOEY FY22 0.00	0.00	2,201.34	0.00	2,201.34	0.00	0.00	0.00	0.00
Total For Fund 572:			12,494.90	44,570.80	385,630.95	51,347.09	449,472.94	-51,347.09	24,514.52	-75,861.61
584	9022	TITLE IV-A FY22 3,080.13	0.00	914.95	0.00	3,995.08	0.00	0.00	0.00	0.00

STRONGSVILLE CITY SCHOOL DISTRICT
 OH Cash Position Report

ACCOUNTING PERIOD : 10/23

FUND	SCC	DESCRIPTION	BEGIN BALANCE	MTD RECEIPTS	FYTD RECEIPTS	MTD EXPENDITURES	FYTD EXPENDITURES	CURRENT FUND BALANCE	CURRENT ENCUMBRANCE	UNENCUMBERED FUND BALANCE
584	9023	TITLVE IV-A FY23 0.00		1,045.36	20,222.10	9,939.97	30,162.07	-9,939.97	13,360.02	-23,299.99
Total For Fund 584:			3,080.13	1,045.36	21,137.05	9,939.97	34,157.15	-9,939.97	13,360.02	-23,299.99
587	9022	EARLY CHILD SPED FY22 28.13		0.00	2,267.36	0.00	2,295.49	0.00	0.00	0.00
587	9023	EARLY CHILD SPED FY23 0.00		2,409.19	17,904.46	2,360.98	20,265.44	-2,360.98	0.00	-2,360.98
587	9123	ARP EARLY CHILD SPED FY23 0.00		1,751.46	13,135.95	1,751.46	14,887.41	-1,751.46	0.00	-1,751.46
Total For Fund 587:			28.13	4,160.65	33,307.77	4,112.44	37,448.34	-4,112.44	0.00	-4,112.44
590	9022	TITLE II-A FY22 15,182.92		0.00	12,857.14	0.00	28,040.06	0.00	0.00	0.00
590	9023	TITLE II-A FY23 0.00		29,090.07	111,238.37	38,379.76	149,618.13	-38,379.76	23,115.44	-61,495.20
Total For Fund 590:			15,182.92	29,090.07	124,095.51	38,379.76	177,658.19	-38,379.76	23,115.44	-61,495.20
599	9023	SCHOOL SAFETY GRANT FY23 0.00		0.00	289,043.96	0.00	0.00	289,043.96	179,010.52	110,033.44
Total For Fund 599:			0.00	0.00	289,043.96	0.00	0.00	289,043.96	179,010.52	110,033.44
GRAND TOTALS:			77,059,729.87	28,507,080.68	130,582,165.14	33,781,931.13	113,393,126.92	94,248,768.09	6,762,788.70	87,485,979.39

EFINANCEPLUS
 DATE: 05/02/2023
 TIME: 12:50:36
 SELECTION CRITERIA : ALL

STRONGSVILLE CITY SCHOOL DISTRICT
 OH Cash Position Report

ACCOUNTING PERIOD : 10/23

FUND	SCC	DESCRIPTION BEGIN BALANCE	MTD RECEIPTS	FYTD RECEIPTS	MTD EXPENDITURES	FYTD EXPENDITURES	CURRENT FUND BALANCE	CURRENT ENCUMBRANCE	UNENCUMBERED FUND BALANCE
001		62,340,375.74	971,698.71	82,714,664.17	31,930,390.06	91,087,877.22	53,967,162.69	2,472,085.06	51,495,077.63
002		5,542,935.88	640.40	3,771,075.26	0.00	2,564,461.00	6,749,550.14	0.00	6,749,550.14
003		2,134,694.30	565,771.68	1,778,020.65	12,130.19	1,487,589.59	2,425,125.36	1,229,138.40	1,195,986.96
004		742,241.44	3,289.51	54,474.03	0.00	0.00	796,715.47	0.00	796,715.47
006		1,027,165.89	366,843.47	1,946,724.22	221,709.43	1,906,846.52	1,067,043.59	202,583.66	864,459.93
009		3,524.84	7,861.07	190,699.28	8,848.04	227,371.17	-33,147.05	10,060.14	-43,207.19
014		237,598.59	21,008.35	185,027.80	30,922.68	159,626.74	262,999.65	159,500.52	103,499.13
018		156,635.85	3,876.68	83,444.80	5,042.49	55,387.16	184,693.49	19,516.73	165,176.76
019		227,029.21	500.00	88,093.50	13,381.81	151,158.10	163,964.61	137,862.15	26,102.46
022		8,426.01	0.00	2,200.00	0.00	7,034.55	3,591.46	0.00	3,591.46
023		95,084.13	3,055.21	67,732.36	4,662.66	97,775.96	65,040.53	15,000.00	50,040.53
024		3,555,417.21	1,102,449.78	10,936,312.66	1,126,670.89	11,196,925.88	3,294,803.99	2,009,162.12	1,285,641.87
035		250,000.00	0.00	0.00	0.00	396,834.18	-146,834.18	0.00	-146,834.18
070		0.00	25,000,000.00	25,000,000.00	0.00	0.00	25,000,000.00	0.00	25,000,000.00

EFINANCEPLUS
 DATE: 05/02/2023
 TIME: 12:50:36
 SELECTION CRITERIA : ALL

STRONGSVILLE CITY SCHOOL DISTRICT
 OH Cash Position Report

ACCOUNTING PERIOD : 10/23

FUND	SCC	DESCRIPTION BEGIN BALANCE	MTD RECEIPTS	FYTD RECEIPTS	MTD EXPENDITURES	FYTD EXPENDITURES	CURRENT FUND BALANCE	CURRENT ENCUMBRANCE	UNENCUMBERED FUND BALANCE
200		162,724.99	32,194.22	107,454.87	7,616.13	65,556.39	204,623.47	47,943.30	156,680.17
300		283,071.95	43,430.43	360,719.19	38,909.74	366,108.86	277,682.28	65,519.87	212,162.41
401		29.00	0.00	0.00	0.00	13.18	15.82	0.00	15.82
451		0.00	0.00	12,600.00	0.00	6,300.00	6,300.00	0.00	6,300.00
467		58,624.82	0.00	0.00	2,895.66	39,705.67	18,919.15	1,655.00	17,264.15
499		158,716.13	32,308.33	48,975.71	2,083.32	179,550.15	28,141.69	135,000.00	-106,858.31
507		36,421.67	154,134.22	1,300,664.24	153,627.93	1,490,713.84	-153,627.93	5,028.01	-158,655.94
516		201.83	118,216.97	1,051,647.91	118,273.92	1,170,123.66	-118,273.92	1,301.16	-119,575.08
551		8,024.31	934.77	28,419.25	986.92	37,430.48	-986.92	11,432.08	-12,419.00
572		12,494.90	44,570.80	385,630.95	51,347.09	449,472.94	-51,347.09	24,514.52	-75,861.61
584		3,080.13	1,045.36	21,137.05	9,939.97	34,157.15	-9,939.97	13,360.02	-23,299.99
587		28.13	4,160.65	33,307.77	4,112.44	37,448.34	-4,112.44	0.00	-4,112.44
590		15,182.92	29,090.07	124,095.51	38,379.76	177,658.19	-38,379.76	23,115.44	-61,495.20
599		0.00	0.00	289,043.96	0.00	0.00	289,043.96	179,010.52	110,033.44

EFINANCEPLUS
 DATE: 05/02/2023
 TIME: 12:50:36
 SELECTION CRITERIA : ALL

STRONGSVILLE CITY SCHOOL DISTRICT
 OH Cash Position Report

ACCOUNTING PERIOD : 10/23

FUND	SCC	DESCRIPTION	MTD RECEIPTS	FYTD RECEIPTS	MTD EXPENDITURES	FYTD EXPENDITURES	CURRENT FUND BALANCE	CURRENT ENCUMBRANCE	UNENCUMBERED FUND BALANCE	
-----			-----	-----	-----	-----	-----	-----	-----	
GRAND TOTALS:			77,059,729.87	28,507,080.68	130,582,165.14	33,781,931.13	113,393,126.92	94,248,768.09	6,762,788.70	87,485,979.39

SELECTION CRITERIA: ALL
 ACCOUNTING PERIOD: 10/23

SORTED BY: FUND/SCC,ACCOUNT
 TOTALED ON: FUND/SCC
 PAGE BREAKS ON:

FUND/SCC-0010000 GENERAL FUND

ACCOUNT	TITLE	BUDGET	PERIOD RECEIPTS	RECEIVABLES	YEAR TO DATE RECEIPTS	AVAILABLE BALANCE	YTD/ BUD
R1111	REAL ESTATE TAX	60,561,642.00	.00	.00	61,256,544.58	-694,902.58	101.15
R1122	PUBLIC UTILITY PERS PROP	4,319,950.00	.00	.00	4,319,632.31	317.69	99.99
R1211	TUITION PRESCHOOL	119,469.00	12,310.00	.00	118,836.82	632.18	99.47
R1219	TUITION FDK & OTHER	548,057.00	2,442.26	.00	506,250.15	41,806.85	92.37
R1221	TUITION - SF14	326,693.00	.00	.00	294,217.41	32,475.59	90.06
R1223	TUITION - S14H SPED	96,820.00	.00	.00	84,720.41	12,099.59	87.50
R1229	EXCESS COSTS - SF6	25,000.00	.00	.00	56,053.21	-31,053.21	224.21
R1410	INTEREST INCOME	1,354,427.00	216,598.74	.00	1,426,064.29	-71,637.29	105.29
R1635	SPORT PAY TO PARTICIPATE	225,000.00	7,535.00	.00	215,661.66	9,338.34	95.85
R1710	SALE OF SUPPLIES	.00	.00	.00	79.40	-79.40	.00
R1740	TECH FEE AND PY STUD FEE	170,000.00	5,122.47	.00	182,071.86	-12,071.86	107.10
R1790	TRAINER FEE	18,000.00	400.00	.00	18,560.00	-560.00	103.11
R1820	CONTRIBUTION AND DONATIO	25,000.00	240.50	.00	30,302.49	-5,302.49	121.21
R1833	CUSTOMER SERVICES	3,000.00	16.00	.00	1,827.99	1,172.01	60.93
R1851	VENDING MACHINES	3,823.00	524.14	.00	5,339.89	-1,516.89	139.68
R1852	TELEPHONE/CELL TOWER	54,766.00	4,641.27	.00	45,870.83	8,895.17	83.76
R1890	OTHER MISC RECEIPTS	8,233.00	629.00	.00	21,656.32	-13,423.32	263.04
R1931	SALE OF FIXED ASSETS	10,960.00	.00	.00	10,960.00	.00	100.00
R1933	SALE OF PERSONAL PROPERTY	14,289.00	.00	.00	15,273.95	-984.95	106.89
R2400	REVENUE IN LIEU OF TAXES	2,726,564.00	.00	.00	3,113,169.84	-386,605.84	114.18
R3110	BASIC STATE AID - FOUNDA	7,875,301.00	671,394.94	.00	6,788,128.47	1,087,172.53	86.20
R3131	STATE ROLLBACKS	5,408,076.30	8,776.35	.00	2,701,745.94	2,706,330.36	49.96
R3132	STATE HOMESTEAD	978,449.70	1,158.18	.00	490,383.03	488,066.67	50.12
R3190	OTHER UNRESTRICTED GRANT	370,059.00	.00	.00	361,314.74	8,744.26	97.64
R3211	ECON. DISAD. FUNDING	46,666.00	3,894.35	.00	38,628.00	8,038.00	82.78
R3215	CAREER TECHNICAL ED.	12,645.00	1,068.34	.00	10,712.55	1,932.45	84.72
R3216	GIFTED EDUCATION	186,850.00	15,757.12	.00	156,745.44	30,104.56	83.89
R3217	ENGLISH LEARNER FUNDING	5,558.00	494.63	.00	4,740.53	817.47	85.29
R3218	STUDENT WELLNESS & SUCCE	224,445.00	18,695.42	.00	186,905.53	37,539.47	83.27
R3300	CATASTROPHIC COST	450,000.00	.00	.00	.00	450,000.00	.00
R4120	MEDICAID	250,000.00	.00	.00	33,332.72	216,667.28	13.33
R5220	RETURN ADVANCE	211,954.00	.00	.00	211,953.75	.25	100.00
R5300	REFUND OF PRIOR YR EXP	6,736.00	.00	.00	6,980.06	-244.06	103.62
TOTAL GENERAL FUND		86,638,433.00	971,698.71	.00	82,714,664.17	3,923,768.83	95.47

FUND/SCC-0020000 BOND RETIREMENT

R1111	REAL ESTATE TAX	3,283,392.08	.00	.00	3,425,128.23	-141,736.15	104.32
R1122	PUBLIC UTILITY PERS PROP	110,898.00	.00	.00	110,744.14	153.86	99.86
R3131	STATE ROLLBACKS	372,458.54	575.37	.00	203,562.83	168,895.71	54.65
R3132	STATE HOMESTEAD	63,490.89	65.03	.00	31,640.06	31,850.83	49.83
TOTAL BOND RETIREMENT		3,830,239.51	640.40	.00	3,771,075.26	59,164.25	98.46

FUND/SCC-0030000 PERMANENT IMPROVEMENT

R1122	PUBLIC UTILITY PERS PROP	48,217.00	.00	.00	51,621.80	-3,404.80	107.06
R1190	OTHER LOCAL TAXES	1,027,573.32	.00	.00	1,070,108.98	-42,535.66	104.14

SELECTION CRITERIA: ALL
 ACCOUNTING PERIOD: 10/23

SORTED BY: FUND/SCC,ACCOUNT
 TOTALED ON: FUND/SCC
 PAGE BREAKS ON:

FUND/SCC-0030000 PERMANENT IMPROVEMENT

ACCOUNT - - - -	TITLE - - - -	BUDGET	PERIOD RECEIPTS	RECEIVABLES	YEAR TO DATE RECEIPTS	AVAILABLE BALANCE	YTD/ BUD
R3131	STATE ROLLBACKS	115,720.54	188.39	.00	57,997.53	57,723.01	50.12
R3132	STATE HOMESTEAD	19,677.60	21.29	.00	9,014.21	10,663.39	45.81
R5100	TRANSFERS-IN	565,562.00	565,562.00	.00	565,562.00	.00	100.00
R5300	REFUND OF PRIOR YR EXP	23,716.13	.00	.00	23,716.13	.00	100.00
TOTAL PERMANENT IMPROVEMENT		1,800,466.59	565,771.68	.00	1,778,020.65	22,445.94	98.75
FUND/SCC-0049953 BUILDING FUND - TURF							
R1410	INTEREST INCOME	8,000.00	3,289.51	.00	23,474.03	-15,474.03	293.43
R1820	CONTRIBUTION AND DONATIO	25,000.00	.00	.00	31,000.00	-6,000.00	124.00
R5100	TRANSFERS-IN	55,144.15	.00	.00	.00	55,144.15	.00
TOTAL BUILDING FUND - TURF		88,144.15	3,289.51	.00	54,474.03	33,670.12	61.80
FUND/SCC-0060000 FOOD SERVICE							
R1511	STUDENT BREAKFASTS	117,500.00	7,580.05	.00	66,893.80	50,606.20	56.93
R1512	STUDENT LUNCHES	805,000.00	69,884.05	.00	735,316.70	69,683.30	91.34
R1513	STUDENT ALA CARTE	437,500.00	35,038.56	.00	341,453.98	96,046.02	78.05
R1514	STUDENT MILK	5,000.00	82.80	.00	808.20	4,191.80	16.16
R1523	ADULT ALA CARTE	20,000.00	1,971.15	.00	22,143.09	-2,143.09	110.72
R1590	FOOD OTHER RECEIPTS	2,000.00	-4,804.09	.00	15,878.76	-13,878.76	793.94
R1851	VENDING MACHINES	5,000.00	524.15	.00	5,781.16	-781.16	115.62
R1890	OTHER MISC RECEIPTS	15,634.00	962.50	.00	12,663.98	2,970.02	81.00
R3200	RESTRICTED GRANTS-IN-AID	20,000.00	27,641.85	.00	27,641.85	-7,641.85	138.21
R4220	RESTRICTED GRANTS-IN-AID	771,991.06	227,962.45	.00	714,554.17	57,436.89	92.56
R5300	REFUND OF PRIOR YR EXP	.00	.00	.00	453.53	-453.53	.00
TOTAL FOOD SERVICE		2,199,625.06	366,843.47	.00	1,943,589.22	256,035.84	88.36
FUND/SCC-0069023 P-EBT ADMIN GRANT FY23							
R4220	RESTRICTED GRANTS-IN-AID	3,135.00	.00	.00	3,135.00	.00	100.00
TOTAL P-EBT ADMIN GRANT FY23		3,135.00	.00	.00	3,135.00	.00	100.00
FUND/SCC-0099110 USS CHAPMAN							
R1710	SALE OF SUPPLIES	2,000.00	6.00	.00	729.00	1,271.00	36.45
R1720	SALE OF WORKBOOKS	15,000.00	97.01	.00	8,027.44	6,972.56	53.52
TOTAL USS CHAPMAN		17,000.00	103.01	.00	8,756.44	8,243.56	51.51
FUND/SCC-0099210 USS MURASKI							
R1710	SALE OF SUPPLIES	4,000.00	37.00	.00	1,457.72	2,542.28	36.44
R1720	SALE OF WORKBOOKS	16,000.00	373.90	.00	11,285.53	4,714.47	70.53
TOTAL USS MURASKI		20,000.00	410.90	.00	12,743.25	7,256.75	63.72
FUND/SCC-0099220 USS KINSNER							
R1710	SALE OF SUPPLIES	4,000.00	21.52	.00	1,643.52	2,356.48	41.09
R1720	SALE OF WORKBOOKS	25,000.00	233.44	.00	13,537.31	11,462.69	54.15
TOTAL USS KINSNER		29,000.00	254.96	.00	15,180.83	13,819.17	52.35

STRONGSVILLE CITY SCHOOL DISTRICT
 REVENUE STATUS REPORT

SELECTION CRITERIA: ALL
 ACCOUNTING PERIOD: 10/23

SORTED BY: FUND/SCC,ACCOUNT
 TOTALED ON: FUND/SCC
 PAGE BREAKS ON:

FUND/SCC-0099300 USS SURRARRER

ACCOUNT - - - - TITLE - - - - -	BUDGET	PERIOD RECEIPTS	RECEIVABLES	YEAR TO DATE RECEIPTS	AVAILABLE BALANCE	YTD/ BUD
FUND/SCC-0099300 USS SURRARRER						
R1710 SALE OF SUPPLIES	1,500.00	58.00	.00	937.25	562.75	62.48
R1720 SALE OF WORKBOOKS	18,000.00	493.19	.00	8,620.91	9,379.09	47.89
TOTAL USS SURRARRER	19,500.00	551.19	.00	9,558.16	9,941.84	49.02
FUND/SCC-0099310 USS WHITNEY						
R1710 SALE OF SUPPLIES	3,000.00	15.00	.00	1,224.00	1,776.00	40.80
R1720 SALE OF WORKBOOKS	20,000.00	114.20	.00	10,012.08	9,987.92	50.06
TOTAL USS WHITNEY	23,000.00	129.20	.00	11,236.08	11,763.92	48.85
FUND/SCC-0099600 USS SMS						
R1710 SALE OF SUPPLIES	3,000.00	54.65	.00	818.20	2,181.80	27.27
R1720 SALE OF WORKBOOKS	110,000.00	1,481.96	.00	57,335.60	52,664.40	52.12
TOTAL USS SMS	113,000.00	1,536.61	.00	58,153.80	54,846.20	51.46
FUND/SCC-0099900 USS SHS						
R1710 SALE OF SUPPLIES	150,000.00	4,875.20	.00	75,070.72	74,929.28	50.05
TOTAL USS SHS	150,000.00	4,875.20	.00	75,070.72	74,929.28	50.05
FUND/SCC-0149001 ROTARY SUMMER SCHOOL						
R1222 TUITION SUMMER SCHOOL	36,000.00	1,130.00	.00	2,760.00	33,240.00	7.67
TOTAL ROTARY SUMMER SCHOOL	36,000.00	1,130.00	.00	2,760.00	33,240.00	7.67
FUND/SCC-0149002 ROTARY FACILITY USAGE						
R1839 OTHER ENTITIES	30,000.00	3,462.50	.00	41,978.81	-11,978.81	139.93
R1851 VENDING MACHINES	3,626.41	524.14	.00	5,339.87	-1,713.46	147.25
TOTAL ROTARY FACILITY USAGE	33,626.41	3,986.64	.00	47,318.68	-13,692.27	140.72
FUND/SCC-0149003 ROTARY FAC USAGE - TURF						
R1839 OTHER ENTITIES	5,000.00	.00	.00	4,250.00	750.00	85.00
TOTAL ROTARY FAC USAGE - TURF	5,000.00	.00	.00	4,250.00	750.00	85.00
FUND/SCC-0149005 ROTARY HR WEBCHECK						
R1833 CUSTOMER SERVICES	20,000.00	1,997.00	.00	15,319.90	4,680.10	76.60
TOTAL ROTARY HR WEBCHECK	20,000.00	1,997.00	.00	15,319.90	4,680.10	76.60
FUND/SCC-0149006 ROTARY AUDIO VISUAL						
R1839 OTHER ENTITIES	100.00	.00	.00	.00	100.00	.00
TOTAL ROTARY AUDIO VISUAL	100.00	.00	.00	.00	100.00	.00
FUND/SCC-0149007 ROTARY MAKERSPACE CAMP						
R1222 TUITION SUMMER SCHOOL	2,000.00	.00	.00	.00	2,000.00	.00
TOTAL ROTARY MAKERSPACE CAMP	2,000.00	.00	.00	.00	2,000.00	.00
FUND/SCC-0149110 ROTARY FIELD TRIP CHAPMAN						

STRONGSVILLE CITY SCHOOL DISTRICT
 REVENUE STATUS REPORT

SELECTION CRITERIA: ALL
 ACCOUNTING PERIOD: 10/23

SORTED BY: FUND/SCC,ACCOUNT
 TOTALED ON: FUND/SCC
 PAGE BREAKS ON:

FUND/SCC-0149110 ROTARY FIELD TRIP CHAPMAN

ACCOUNT - - - - -	TITLE - - - - -	BUDGET	PERIOD RECEIPTS	RECEIVABLES	YEAR TO DATE RECEIPTS	AVAILABLE BALANCE	YTD/ BUD
R1610	ADMISSIONS	3,500.00	1,214.73	.00	2,219.85	1,280.15	63.42
TOTAL ROTARY FIELD TRIP CHAPM		3,500.00	1,214.73	.00	2,219.85	1,280.15	63.42
FUND/SCC-0149111 LIBRARY FINES&FEES-CHAPMA							
R1860	FINES	200.00	.00	.00	101.40	98.60	50.70
TOTAL LIBRARY FINES&FEES-CHAP		200.00	.00	.00	101.40	98.60	50.70
FUND/SCC-0149150 ROTARY STOCKROOM							
R1620	SALES	60,000.00	.00	.00	.00	60,000.00	.00
TOTAL ROTARY STOCKROOM		60,000.00	.00	.00	.00	60,000.00	.00
FUND/SCC-0149210 ROTARY FIELD TRIP MURASKI							
R1610	ADMISSIONS	5,000.00	746.32	.00	2,566.28	2,433.72	51.33
TOTAL ROTARY FIELD TRIP MURAS		5,000.00	746.32	.00	2,566.28	2,433.72	51.33
FUND/SCC-0149211 LIBRARY FINES&FEES-MURASK							
R1860	FINES	600.00	47.93	.00	319.51	280.49	53.25
TOTAL LIBRARY FINES&FEES-MURA		600.00	47.93	.00	319.51	280.49	53.25
FUND/SCC-0149220 ROTARY FIELD TRIP KINSNER							
R1610	ADMISSIONS	6,000.00	1,519.16	.00	5,361.02	638.98	89.35
TOTAL ROTARY FIELD TRIP KINSN		6,000.00	1,519.16	.00	5,361.02	638.98	89.35
FUND/SCC-0149221 LIBRARY FINES&FEES-KINSNE							
R1860	FINES	350.00	31.94	.00	140.25	209.75	40.07
TOTAL LIBRARY FINES&FEES-KINS		350.00	31.94	.00	140.25	209.75	40.07
FUND/SCC-0149300 ROTARY FIELD TRIP SURRARR							
R1610	ADMISSIONS	3,200.00	1,143.56	.00	1,943.56	1,256.44	60.74
TOTAL ROTARY FIELD TRIP SURRA		3,200.00	1,143.56	.00	1,943.56	1,256.44	60.74
FUND/SCC-0149301 LIBRARY FINES&FEES-SURRARR							
R1860	FINES	400.00	36.13	.00	36.13	363.87	9.03
TOTAL LIBRARY FINES&FEES-SURR		400.00	36.13	.00	36.13	363.87	9.03
FUND/SCC-0149310 ROTARY FIELD TRIP WHITNEY							
R1610	ADMISSIONS	4,500.00	71.48	.00	2,330.26	2,169.74	51.78
TOTAL ROTARY FIELD TRIP WHITN		4,500.00	71.48	.00	2,330.26	2,169.74	51.78
FUND/SCC-0149311 LIBRARY FINES&FEES-WHITNE							
R1860	FINES	350.00	26.00	.00	377.87	-27.87	107.96
TOTAL LIBRARY FINES&FEES-WHIT		350.00	26.00	.00	377.87	-27.87	107.96
FUND/SCC-0149600 ROTARY FIELD TRIP SMS							
R1610	ADMISSIONS	7,500.00	.00	.00	.00	7,500.00	.00

SELECTION CRITERIA: ALL
 ACCOUNTING PERIOD: 10/23

SORTED BY: FUND/SCC,ACCOUNT
 TOTALED ON: FUND/SCC
 PAGE BREAKS ON:

FUND/SCC-0149600 ROTARY FIELD TRIP SMS

ACCOUNT - - - - TITLE - - - - -	BUDGET	PERIOD RECEIPTS	RECEIVABLES	YEAR TO DATE RECEIPTS	AVAILABLE BALANCE	YTD/ BUD
TOTAL ROTARY FIELD TRIP SMS	7,500.00	.00	.00	.00	7,500.00	.00
FUND/SCC-0149601 LIBRARY FINES&FEES-SMS						
R1860 FINES	700.00	36.48	.00	1,002.97	-302.97	143.28
TOTAL LIBRARY FINES&FEES-SMS	700.00	36.48	.00	1,002.97	-302.97	143.28
FUND/SCC-0149900 ROTARY FIELD TRIP SHS						
R1610 ADMISSIONS	8,500.00	2,582.99	.00	5,777.99	2,722.01	67.98
TOTAL ROTARY FIELD TRIP SHS	8,500.00	2,582.99	.00	5,777.99	2,722.01	67.98
FUND/SCC-0149901 LIBRARY FINES&FEES-SHS						
R1860 FINES	350.00	39.99	.00	779.77	-429.77	222.79
TOTAL LIBRARY FINES&FEES-SHS	350.00	39.99	.00	779.77	-429.77	222.79
FUND/SCC-0149903 ROTARY AP/ACT/SAT TESTING						
R1631 ACADEMIC PAY TO PARTICIP	142,500.00	6,398.00	.00	90,274.36	52,225.64	63.35
TOTAL ROTARY AP/ACT/SAT TESTI	142,500.00	6,398.00	.00	90,274.36	52,225.64	63.35
FUND/SCC-0149904 STUDENT PATHS - SHS						
R1890 OTHER MISC RECEIPTS	5,500.00	.00	.00	2,148.00	3,352.00	39.05
TOTAL STUDENT PATHS - SHS	5,500.00	.00	.00	2,148.00	3,352.00	39.05
FUND/SCC-0189110 PUBL SCHL SUPRT - CHAPMAN						
R1820 CONTRIBUTION AND DONATIO	1,000.00	281.26	.00	2,411.01	-1,411.01	241.10
R1839 OTHER ENTITIES	1,500.00	.00	.00	.00	1,500.00	.00
TOTAL PUBL SCHL SUPRT - CHAPM	2,500.00	281.26	.00	2,411.01	88.99	96.44
FUND/SCC-0189210 PUBL SCHL SUPRT - MURASKI						
R1620 SALES	2,500.00	150.00	.00	150.00	2,350.00	6.00
R1820 CONTRIBUTION AND DONATIO	3,500.00	.52	.00	3,832.73	-332.73	109.51
TOTAL PUBL SCHL SUPRT - MURAS	6,000.00	150.52	.00	3,982.73	2,017.27	66.38
FUND/SCC-0189220 PUBL SCHL SUPRT - KINSNER						
R1620 SALES	5,000.00	.00	.00	.00	5,000.00	.00
R1820 CONTRIBUTION AND DONATIO	5,000.00	11.52	.00	158.33	4,841.67	3.17
R1839 OTHER ENTITIES	1,000.00	.00	.00	3,227.96	-2,227.96	322.80
TOTAL PUBL SCHL SUPRT - KINSN	11,000.00	11.52	.00	3,386.29	7,613.71	30.78
FUND/SCC-0189300 PUBL SCHL SUPRT - SURRARR						
R1620 SALES	500.00	.00	.00	.00	500.00	.00
R1690 OTHER EXT ACTIVITY RCPTS	1,000.00	.00	.00	.00	1,000.00	.00
R1820 CONTRIBUTION AND DONATIO	1,500.00	.00	.00	2,229.81	-729.81	148.65
R1839 OTHER ENTITIES	1,000.00	.00	.00	.00	1,000.00	.00
TOTAL PUBL SCHL SUPRT - SURRA	4,000.00	.00	.00	2,229.81	1,770.19	55.75

STRONGSVILLE CITY SCHOOL DISTRICT
 REVENUE STATUS REPORT

SELECTION CRITERIA: ALL
 ACCOUNTING PERIOD: 10/23

SORTED BY: FUND/SCC,ACCOUNT
 TOTALED ON: FUND/SCC
 PAGE BREAKS ON:

FUND/SCC-0189310 PUBL SCHL SUPRT - WHITNEY

ACCOUNT - - - - TITLE - - - -	BUDGET	PERIOD RECEIPTS	RECEIVABLES	YEAR TO DATE RECEIPTS	AVAILABLE BALANCE	YTD/ BUD
FUND/SCC-0189310 PUBL SCHL SUPRT - WHITNEY						
R1690 OTHER EXT ACTIVITY RCPTS	500.00	.00	.00	.00	500.00	.00
R1820 CONTRIBUTION AND DONATIO	2,500.00	12.38	.00	3,628.50	-1,128.50	145.14
R1839 OTHER ENTITIES	.00	.00	.00	332.28	-332.28	.00
TOTAL PUBL SCHL SUPRT - WHITN	3,000.00	12.38	.00	3,960.78	-960.78	132.03
FUND/SCC-0189400 PUBL SCHL SUPRT - SELP						
R1620 SALES	500.00	.00	.00	.00	500.00	.00
R1820 CONTRIBUTION AND DONATIO	1,500.00	.00	.00	452.32	1,047.68	30.15
TOTAL PUBL SCHL SUPRT - SELP	2,000.00	.00	.00	452.32	1,547.68	22.62
FUND/SCC-0189600 PUBL SCHL SUPRT - SMS						
R1690 OTHER EXT ACTIVITY RCPTS	4,000.00	.00	.00	151.40	3,848.60	3.79
R1820 CONTRIBUTION AND DONATIO	3,500.00	.00	.00	421.99	3,078.01	12.06
R1839 OTHER ENTITIES	.00	-100.00	.00	-100.00	100.00	.00
R1890 OTHER MISC RECEIPTS	.00	.00	.00	5,918.32	-5,918.32	.00
TOTAL PUBL SCHL SUPRT - SMS	7,500.00	-100.00	.00	6,391.71	1,108.29	85.22
FUND/SCC-0189900 PUBL SCHL SUPRT - SHS						
R1620 SALES	.00	.00	.00	3,380.00	-3,380.00	.00
R1630 DUES AND FEES	50,000.00	2,521.00	.00	41,047.37	8,952.63	82.09
R1820 CONTRIBUTION AND DONATIO	10,000.00	.00	.00	4,530.00	5,470.00	45.30
R1839 OTHER ENTITIES	.00	.00	.00	8,788.97	-8,788.97	.00
R1860 FINES	6,000.00	1,000.00	.00	2,510.11	3,489.89	41.84
R1890 OTHER MISC RECEIPTS	.00	.00	.00	373.70	-373.70	.00
TOTAL PUBL SCHL SUPRT - SHS	66,000.00	3,521.00	.00	60,630.15	5,369.85	91.86
FUND/SCC-0199903 GPD FOUNDATION GRANT						
R1820 CONTRIBUTION AND DONATIO	12,000.00	.00	.00	12,000.00	.00	100.00
TOTAL GPD FOUNDATION GRANT	12,000.00	.00	.00	12,000.00	.00	100.00
FUND/SCC-0199911 SEF FIELD TRIP GRANTS						
R1820 CONTRIBUTION AND DONATIO	16,445.00	.00	.00	.00	16,445.00	.00
TOTAL SEF FIELD TRIP GRANTS	16,445.00	.00	.00	.00	16,445.00	.00
FUND/SCC-0199915 SEF GRANTS						
R1820 CONTRIBUTION AND DONATIO	4,572.37	.00	.00	4,120.66	451.71	90.12
TOTAL SEF GRANTS	4,572.37	.00	.00	4,120.66	451.71	90.12
FUND/SCC-0199926 USAC E-RATE PROGRAM						
R1890 OTHER MISC RECEIPTS	62,464.76	.00	.00	71,472.84	-9,008.08	114.42
TOTAL USAC E-RATE PROGRAM	62,464.76	.00	.00	71,472.84	-9,008.08	114.42
FUND/SCC-0199949 ODNR GRANTS						
R1820 CONTRIBUTION AND DONATIO	.00	500.00	.00	500.00	-500.00	.00

SELECTION CRITERIA: ALL
 ACCOUNTING PERIOD: 10/23

SORTED BY: FUND/SCC,ACCOUNT
 TOTALED ON: FUND/SCC
 PAGE BREAKS ON:

FUND/SCC-0199949 ODNR GRANTS

ACCOUNT - - - - TITLE - - - - -	BUDGET	PERIOD RECEIPTS	RECEIVABLES	YEAR TO DATE RECEIPTS	AVAILABLE BALANCE	YTD/ BUD
TOTAL ODNR GRANTS	.00	500.00	.00	500.00	-500.00	.00
FUND/SCC-0229014 OSHAA TOURNAMENTS						
R5300 REFUND OF PRIOR YR EXP	2,200.00	.00	.00	2,200.00	.00	100.00
TOTAL OSHAA TOURNAMENTS	2,200.00	.00	.00	2,200.00	.00	100.00
FUND/SCC-0239001 SELF-INSUR 1:1 DEVICE						
R1740 TECH FEE AND PY STUD FEE	60,000.00	3,055.21	.00	67,732.36	-7,732.36	112.89
TOTAL SELF-INSUR 1:1 DEVICE	60,000.00	3,055.21	.00	67,732.36	-7,732.36	112.89
FUND/SCC-0240000 SELF-INSUR MEDICAL						
R1872 SELF INSURANCE - CHARGES	12,927,727.00	1,102,449.78	.00	10,936,312.66	1,991,414.34	84.60
TOTAL SELF-INSUR MEDICAL	12,927,727.00	1,102,449.78	.00	10,936,312.66	1,991,414.34	84.60
FUND/SCC-0350000 TERMINATION BENEFITS FUND						
R5100 TRANSFERS-IN	425,000.00	.00	.00	.00	425,000.00	.00
TOTAL TERMINATION BENEFITS FU	425,000.00	.00	.00	.00	425,000.00	.00
FUND/SCC-0709001 CAP PROJECTS - FACILITIES						
R5100 TRANSFERS-IN	25,000,000.00	25,000,000.00	.00	25,000,000.00	.00	100.00
TOTAL CAP PROJECTS - FACILITI	25,000,000.00	25,000,000.00	.00	25,000,000.00	.00	100.00
FUND/SCC-2009141 STUD COUNCIL - CHAPMAN						
R1620 SALES	3,500.00	.00	.00	906.50	2,593.50	25.90
R1690 OTHER EXT ACTIVITY RCPTS	1,000.00	.00	.00	.00	1,000.00	.00
TOTAL STUD COUNCIL - CHAPMAN	4,500.00	.00	.00	906.50	3,593.50	20.14
FUND/SCC-2009241 STUD COUNCIL - MURASKI						
R1620 SALES	500.00	.00	.00	430.00	70.00	86.00
R1630 DUES AND FEES	500.00	.00	.00	.00	500.00	.00
R1820 CONTRIBUTION AND DONATIO	500.00	.00	.00	.00	500.00	.00
TOTAL STUD COUNCIL - MURASKI	1,500.00	.00	.00	430.00	1,070.00	28.67
FUND/SCC-2009242 STUD COUNCIL - KINSNER						
R1620 SALES	.00	.00	.00	1,275.00	-1,275.00	.00
R1630 DUES AND FEES	1,500.00	.00	.00	.00	1,500.00	.00
R1820 CONTRIBUTION AND DONATIO	500.00	.00	.00	.00	500.00	.00
R1890 OTHER MISC RECEIPTS	1,000.00	.00	.00	.00	1,000.00	.00
TOTAL STUD COUNCIL - KINSNER	3,000.00	.00	.00	1,275.00	1,725.00	42.50
FUND/SCC-2009341 STUD COUNCIL - WHITNEY						
R1620 SALES	18,500.00	.00	.00	10,345.40	8,154.60	55.92
R1820 CONTRIBUTION AND DONATIO	100.00	.00	.00	.00	100.00	.00
TOTAL STUD COUNCIL - WHITNEY	18,600.00	.00	.00	10,345.40	8,254.60	55.62

SELECTION CRITERIA: ALL
 ACCOUNTING PERIOD: 10/23

SORTED BY: FUND/SCC,ACCOUNT
 TOTALED ON: FUND/SCC
 PAGE BREAKS ON:

FUND/SCC-2009342 STUD COUNCIL - SURRARRER

ACCOUNT - - - - TITLE - - - - -	BUDGET	PERIOD RECEIPTS	RECEIVABLES	YEAR TO DATE RECEIPTS	AVAILABLE BALANCE	YTD/ BUD
FUND/SCC-2009342 STUD COUNCIL - SURRARRER						
R1620 SALES	500.00	.00	.00	.00	500.00	.00
TOTAL STUD COUNCIL - SURRARRE	500.00	.00	.00	.00	500.00	.00
FUND/SCC-2009641 STUDENT COUNCIL - SMS						
R1610 ADMISSIONS	8,000.00	.00	.00	.00	8,000.00	.00
R1690 OTHER EXT ACTIVITY RCPTS	250.00	.00	.00	.00	250.00	.00
R1820 CONTRIBUTION AND DONATIO	3,000.00	.00	.00	4,629.08	-1,629.08	154.30
TOTAL STUDENT COUNCIL - SMS	11,250.00	.00	.00	4,629.08	6,620.92	41.15
FUND/SCC-2009645 GUIDANCE CLUB - SMS						
R1620 SALES	800.00	.00	.00	.00	800.00	.00
TOTAL GUIDANCE CLUB - SMS	800.00	.00	.00	.00	800.00	.00
FUND/SCC-2009901 ART CLUB - SHS						
R1620 SALES	500.00	.00	.00	.00	500.00	.00
R1630 DUES AND FEES	500.00	.00	.00	.00	500.00	.00
R1820 CONTRIBUTION AND DONATIO	100.00	.00	.00	.00	100.00	.00
TOTAL ART CLUB - SHS	1,100.00	.00	.00	.00	1,100.00	.00
FUND/SCC-2009902 STEM CLUB - SHS						
R1620 SALES	250.00	.00	.00	.00	250.00	.00
R1630 DUES AND FEES	250.00	.00	.00	.00	250.00	.00
R1820 CONTRIBUTION AND DONATIO	100.00	.00	.00	.00	100.00	.00
TOTAL STEM CLUB - SHS	600.00	.00	.00	.00	600.00	.00
FUND/SCC-2009904 DEBATE TEAM - SHS						
R1620 SALES	250.00	.00	.00	.00	250.00	.00
R1630 DUES AND FEES	250.00	.00	.00	.00	250.00	.00
R1820 CONTRIBUTION AND DONATIO	100.00	.00	.00	.00	100.00	.00
TOTAL DEBATE TEAM - SHS	600.00	.00	.00	.00	600.00	.00
FUND/SCC-2009905 RED CROSS CLUB - SHS						
R1620 SALES	500.00	.00	.00	.00	500.00	.00
R1630 DUES AND FEES	100.00	.00	.00	.00	100.00	.00
R1820 CONTRIBUTION AND DONATIO	100.00	.00	.00	.00	100.00	.00
TOTAL RED CROSS CLUB - SHS	700.00	.00	.00	.00	700.00	.00
FUND/SCC-2009907 MATH CLUB - SHS						
R1620 SALES	500.00	132.00	.00	132.00	368.00	26.40
R1630 DUES AND FEES	2,500.00	25.00	.00	1,775.00	725.00	71.00
R1820 CONTRIBUTION AND DONATIO	100.00	.00	.00	.00	100.00	.00
TOTAL MATH CLUB - SHS	3,100.00	157.00	.00	1,907.00	1,193.00	61.52
FUND/SCC-2009909 SCIENCE CLUB - SHS						

SELECTION CRITERIA: ALL
 ACCOUNTING PERIOD: 10/23

SORTED BY: FUND/SCC,ACCOUNT
 TOTALED ON: FUND/SCC
 PAGE BREAKS ON:

FUND/SCC-2009909 SCIENCE CLUB - SHS

ACCOUNT - - - - TITLE - - - - -	BUDGET	PERIOD RECEIPTS	RECEIVABLES	YEAR TO DATE RECEIPTS	AVAILABLE BALANCE	YTD/ BUD
R1620 SALES	5,500.00	380.00	.00	380.00	5,120.00	6.91
R1630 DUES AND FEES	5,500.00	1,510.00	.00	1,510.00	3,990.00	27.45
R1820 CONTRIBUTION AND DONATIO	2,500.00	.00	.00	.00	2,500.00	.00
TOTAL SCIENCE CLUB - SHS	13,500.00	1,890.00	.00	1,890.00	11,610.00	14.00

FUND/SCC-2009912 TECHNOLOGY CLUB - SHS

R1620 SALES	250.00	.00	.00	.00	250.00	.00
R1630 DUES AND FEES	250.00	.00	.00	.00	250.00	.00
R1820 CONTRIBUTION AND DONATIO	250.00	.00	.00	.00	250.00	.00
TOTAL TECHNOLOGY CLUB - SHS	750.00	.00	.00	.00	750.00	.00

FUND/SCC-2009913 SOCIEDAD HONORARIA - SHS

R1620 SALES	500.00	.00	.00	.00	500.00	.00
R1630 DUES AND FEES	1,000.00	.00	.00	.00	1,000.00	.00
R1820 CONTRIBUTION AND DONATIO	500.00	.00	.00	.00	500.00	.00
TOTAL SOCIEDAD HONORARIA - SH	2,000.00	.00	.00	.00	2,000.00	.00

FUND/SCC-2009917 FRENCH CLUB - SHS

R1620 SALES	500.00	.00	.00	.00	500.00	.00
R1630 DUES AND FEES	1,500.00	.00	.00	785.00	715.00	52.33
R1820 CONTRIBUTION AND DONATIO	50.00	.00	.00	.00	50.00	.00
TOTAL FRENCH CLUB - SHS	2,050.00	.00	.00	785.00	1,265.00	38.29

FUND/SCC-2009918 GERMAN CLUB - SHS

R1620 SALES	500.00	.00	.00	.00	500.00	.00
R1630 DUES AND FEES	500.00	.00	.00	237.00	263.00	47.40
R1820 CONTRIBUTION AND DONATIO	100.00	.00	.00	.00	100.00	.00
TOTAL GERMAN CLUB - SHS	1,100.00	.00	.00	237.00	863.00	21.55

FUND/SCC-2009919 SPANISH CLUB - SHS

R1620 SALES	250.00	.00	.00	.00	250.00	.00
R1630 DUES AND FEES	500.00	.00	.00	.00	500.00	.00
R1820 CONTRIBUTION AND DONATIO	100.00	.00	.00	.00	100.00	.00
TOTAL SPANISH CLUB - SHS	850.00	.00	.00	.00	850.00	.00

FUND/SCC-2009923 CLASS OF 2023 - SHS

R1620 SALES	5,000.00	.00	.00	.00	5,000.00	.00
R1630 DUES AND FEES	2,000.00	.00	.00	.00	2,000.00	.00
R1820 CONTRIBUTION AND DONATIO	5,000.00	.00	.00	4,766.62	233.38	95.33
TOTAL CLASS OF 2023 - SHS	12,000.00	.00	.00	4,766.62	7,233.38	39.72

FUND/SCC-2009927 BUSINESS CLUB - SHS

R1620 SALES	250.00	.00	.00	.00	250.00	.00
R1630 DUES AND FEES	100.00	.00	.00	.00	100.00	.00
R1820 CONTRIBUTION AND DONATIO	50.00	.00	.00	.00	50.00	.00

SELECTION CRITERIA: ALL
 ACCOUNTING PERIOD: 10/23

SORTED BY: FUND/SCC,ACCOUNT
 TOTALED ON: FUND/SCC
 PAGE BREAKS ON:

FUND/SCC-2009927 BUSINESS CLUB - SHS

ACCOUNT - - - - TITLE - - - -	BUDGET	PERIOD RECEIPTS	RECEIVABLES	YEAR TO DATE RECEIPTS	AVAILABLE BALANCE	YTD/ BUD
TOTAL BUSINESS CLUB - SHS	400.00	.00	.00	.00	400.00	.00
FUND/SCC-2009929 ROTARY CLUB - SHS						
R1620 SALES	250.00	.00	.00	.00	250.00	.00
R1630 DUES AND FEES	250.00	.00	.00	.00	250.00	.00
R1820 CONTRIBUTION AND DONATIO	250.00	.00	.00	.00	250.00	.00
TOTAL ROTARY CLUB - SHS	750.00	.00	.00	.00	750.00	.00
FUND/SCC-2009941 STUDENT COUNCIL - SHS						
R1620 SALES	27,500.00	.00	.00	28,496.22	-996.22	103.62
R1630 DUES AND FEES	2,000.00	.00	.00	.00	2,000.00	.00
R1690 OTHER EXT ACTIVITY RCPTS	1,600.00	.00	.00	.00	1,600.00	.00
R1820 CONTRIBUTION AND DONATIO	1,000.00	.00	.00	1.00	999.00	.10
TOTAL STUDENT COUNCIL - SHS	32,100.00	.00	.00	28,497.22	3,602.78	88.78
FUND/SCC-2009945 NAT ART HNR SOCIETY - SHS						
R1620 SALES	500.00	.00	.00	.00	500.00	.00
R1630 DUES AND FEES	1,500.00	.00	.00	350.00	1,150.00	23.33
R1820 CONTRIBUTION AND DONATIO	250.00	.00	.00	200.00	50.00	80.00
TOTAL NAT ART HNR SOCIETY - S	2,250.00	.00	.00	550.00	1,700.00	24.44
FUND/SCC-2009954 CLASS OF 2024 - SHS						
R1620 SALES	60,000.00	28,988.22	.00	30,289.08	29,710.92	50.48
R1630 DUES AND FEES	2,000.00	.00	.00	.00	2,000.00	.00
R1820 CONTRIBUTION AND DONATIO	10,000.00	.00	.00	7,500.00	2,500.00	75.00
TOTAL CLASS OF 2024 - SHS	72,000.00	28,988.22	.00	37,789.08	34,210.92	52.48
FUND/SCC-2009955 CLASS OF 2025 - SHS						
R1620 SALES	750.00	.00	.00	220.97	529.03	29.46
R1630 DUES AND FEES	200.00	.00	.00	.00	200.00	.00
R1820 CONTRIBUTION AND DONATIO	500.00	.00	.00	.00	500.00	.00
TOTAL CLASS OF 2025 - SHS	1,450.00	.00	.00	220.97	1,229.03	15.24
FUND/SCC-2009956 CLASS OF 2026 - SHS						
R1620 SALES	750.00	.00	.00	.00	750.00	.00
R1630 DUES AND FEES	250.00	.00	.00	.00	250.00	.00
R1820 CONTRIBUTION AND DONATIO	250.00	.00	.00	.00	250.00	.00
TOTAL CLASS OF 2026 - SHS	1,250.00	.00	.00	.00	1,250.00	.00
FUND/SCC-2009961 YOUTH OPTIMIST - SHS						
R1620 SALES	500.00	.00	.00	.00	500.00	.00
R1630 DUES AND FEES	200.00	.00	.00	.00	200.00	.00
R1820 CONTRIBUTION AND DONATIO	50.00	.00	.00	.00	50.00	.00
TOTAL YOUTH OPTIMIST - SHS	750.00	.00	.00	.00	750.00	.00

SELECTION CRITERIA: ALL
 ACCOUNTING PERIOD: 10/23

SORTED BY: FUND/SCC,ACCOUNT
 TOTALED ON: FUND/SCC
 PAGE BREAKS ON:

FUND/SCC-2009962 RHO KAPPA NHS - SHS

ACCOUNT - - - - TITLE - - - - -	BUDGET	PERIOD RECEIPTS	RECEIVABLES	YEAR TO DATE RECEIPTS	AVAILABLE BALANCE	YTD/ BUD
FUND/SCC-2009962 RHO KAPPA NHS - SHS						
R1620 SALES	250.00	.00	.00	.00	250.00	.00
R1630 DUES AND FEES	1,000.00	.00	.00	525.00	475.00	52.50
R1820 CONTRIBUTION AND DONATIO	50.00	.00	.00	.00	50.00	.00
TOTAL RHO KAPPA NHS - SHS	1,300.00	.00	.00	525.00	775.00	40.38
FUND/SCC-2009963 GERMAN HNR SOCIETY - SHS						
R1620 SALES	250.00	.00	.00	.00	250.00	.00
R1630 DUES AND FEES	300.00	.00	.00	190.00	110.00	63.33
R1820 CONTRIBUTION AND DONATIO	100.00	.00	.00	.00	100.00	.00
TOTAL GERMAN HNR SOCIETY - SH	650.00	.00	.00	190.00	460.00	29.23
FUND/SCC-2009964 ENGLISH HNR SOCIETY - SHS						
R1620 SALES	750.00	.00	.00	305.00	445.00	40.67
R1630 DUES AND FEES	1,000.00	.00	.00	775.00	225.00	77.50
R1820 CONTRIBUTION AND DONATIO	100.00	.00	.00	.00	100.00	.00
TOTAL ENGLISH HNR SOCIETY - S	1,850.00	.00	.00	1,080.00	770.00	58.38
FUND/SCC-2009965 KEY CLUB - SHS						
R1620 SALES	4,000.00	1,159.00	.00	1,464.00	2,536.00	36.60
R1630 DUES AND FEES	3,750.00	.00	.00	3,920.00	-170.00	104.53
R1820 CONTRIBUTION AND DONATIO	500.00	.00	.00	190.00	310.00	38.00
TOTAL KEY CLUB - SHS	8,250.00	1,159.00	.00	5,574.00	2,676.00	67.56
FUND/SCC-2009985 NHS - SHS						
R1620 SALES	1,500.00	.00	.00	1,250.00	250.00	83.33
R1630 DUES AND FEES	3,000.00	.00	.00	3,107.00	-107.00	103.57
R1820 CONTRIBUTION AND DONATIO	500.00	.00	.00	.00	500.00	.00
TOTAL NHS - SHS	5,000.00	.00	.00	4,357.00	643.00	87.14
FUND/SCC-2009990 SPIRIT SQUAD - SHS						
R1620 SALES	250.00	.00	.00	.00	250.00	.00
R1630 DUES AND FEES	250.00	.00	.00	.00	250.00	.00
R1820 CONTRIBUTION AND DONATIO	500.00	.00	.00	1,500.00	-1,000.00	300.00
TOTAL SPIRIT SQUAD - SHS	1,000.00	.00	.00	1,500.00	-500.00	150.00
FUND/SCC-3000000 ATHLETIC DEPARTMENT						
R1615 ADMISSIONS - ATHLETICS	143,372.72	4,312.00	.00	140,427.18	2,945.54	97.95
R1820 CONTRIBUTION AND DONATIO	4,350.00	.00	.00	850.00	3,500.00	19.54
R1833 CUSTOMER SERVICES	18,030.00	2,575.00	.00	21,130.95	-3,100.95	117.20
R1890 OTHER MISC RECEIPTS	7,500.00	.00	.00	.00	7,500.00	.00
TOTAL ATHLETIC DEPARTMENT	173,252.72	6,887.00	.00	162,408.13	10,844.59	93.74
FUND/SCC-3009610 SKI CLUB - SMS						
R1630 DUES AND FEES	6,000.00	.00	.00	.00	6,000.00	.00

POWERSCHOOL LLC
 DATE: 05/03/2023
 TIME: 09:49:12

STRONGSVILLE CITY SCHOOL DISTRICT
 REVENUE STATUS REPORT

PAGE NUMBER: 12
 REVSTA11

SELECTION CRITERIA: ALL
 ACCOUNTING PERIOD: 10/23

SORTED BY: FUND/SCC,ACCOUNT
 TOTALED ON: FUND/SCC
 PAGE BREAKS ON:

FUND/SCC-3009610 SKI CLUB - SMS

ACCOUNT - - - - TITLE - - - -	BUDGET	PERIOD RECEIPTS	RECEIVABLES	YEAR TO DATE RECEIPTS	AVAILABLE BALANCE	YTD/ BUD
TOTAL SKI CLUB - SMS	6,000.00	.00	.00	.00	6,000.00	.00
FUND/SCC-3009633 ORCHESTRA - SMS						
R1620 SALES	5,000.00	.00	.00	48.00	4,952.00	.96
R1630 DUES AND FEES	.00	20.00	.00	4,479.00	-4,479.00	.00
R1690 OTHER EXT ACTIVITY RCPTS	100.00	2,907.00	.00	5,118.00	-5,018.00	5118.00
R1820 CONTRIBUTION AND DONATIO	100.00	.00	.00	50.00	50.00	50.00
R1860 FINES	100.00	.00	.00	1,050.00	-950.00	1050.00
R1890 OTHER MISC RECEIPTS	3,000.00	418.00	.00	1,228.00	1,772.00	40.93
TOTAL ORCHESTRA - SMS	8,300.00	3,345.00	.00	11,973.00	-3,673.00	144.25
FUND/SCC-3009634 BAND - SMS						
R1620 SALES	30,000.00	.00	.00	.00	30,000.00	.00
R1630 DUES AND FEES	.00	.00	.00	240.00	-240.00	.00
R1690 OTHER EXT ACTIVITY RCPTS	5,000.00	1,788.00	.00	1,788.00	3,212.00	35.76
R1820 CONTRIBUTION AND DONATIO	500.00	.00	.00	50.00	450.00	10.00
R1890 OTHER MISC RECEIPTS	2,000.00	.00	.00	1,136.00	864.00	56.80
TOTAL BAND - SMS	37,500.00	1,788.00	.00	3,214.00	34,286.00	8.57
FUND/SCC-3009635 ART CLUB - SMS						
R1630 DUES AND FEES	4,000.00	.00	.00	.00	4,000.00	.00
R1820 CONTRIBUTION AND DONATIO	300.00	.00	.00	.00	300.00	.00
TOTAL ART CLUB - SMS	4,300.00	.00	.00	.00	4,300.00	.00
FUND/SCC-3009637 VOCAL MUSIC - SMS						
R1620 SALES	20,000.00	.00	.00	.00	20,000.00	.00
R1630 DUES AND FEES	.00	.00	.00	1,113.00	-1,113.00	.00
R1690 OTHER EXT ACTIVITY RCPTS	6,500.00	.00	.00	16.00	6,484.00	.25
R1820 CONTRIBUTION AND DONATIO	400.00	.00	.00	50.00	350.00	12.50
TOTAL VOCAL MUSIC - SMS	26,900.00	.00	.00	1,179.00	25,721.00	4.38
FUND/SCC-3009640 TEAM ADMIRALS - SMS						
R1620 SALES	1,000.00	.00	.00	.00	1,000.00	.00
TOTAL TEAM ADMIRALS - SMS	1,000.00	.00	.00	.00	1,000.00	.00
FUND/SCC-3009641 TEAM CAPTAINS - SMS						
R1620 SALES	1,000.00	.00	.00	.00	1,000.00	.00
R1820 CONTRIBUTION AND DONATIO	.00	.00	.00	1,000.00	-1,000.00	.00
TOTAL TEAM CAPTAINS - SMS	1,000.00	.00	.00	1,000.00	.00	100.00
FUND/SCC-3009642 TEAM CRUISERS - SMS						
R1620 SALES	1,000.00	.00	.00	.00	1,000.00	.00
TOTAL TEAM CRUISERS - SMS	1,000.00	.00	.00	.00	1,000.00	.00
FUND/SCC-3009643 TEAM VIKINGS - SMS						

STRONGSVILLE CITY SCHOOL DISTRICT
 REVENUE STATUS REPORT

SELECTION CRITERIA: ALL
 ACCOUNTING PERIOD: 10/23

SORTED BY: FUND/SCC,ACCOUNT
 TOTALED ON: FUND/SCC
 PAGE BREAKS ON:

FUND/SCC-3009643 TEAM VIKINGS - SMS

ACCOUNT - - - - TITLE - - - - -	BUDGET	PERIOD RECEIPTS	RECEIVABLES	YEAR TO DATE RECEIPTS	AVAILABLE BALANCE	YTD/ BUD
R1620 SALES	1,000.00	.00	.00	.00	1,000.00	.00
TOTAL TEAM VIKINGS - SMS	1,000.00	.00	.00	.00	1,000.00	.00
FUND/SCC-3009644 TEAM DISCOVERERS - SMS						
R1620 SALES	1,000.00	.00	.00	.00	1,000.00	.00
TOTAL TEAM DISCOVERERS - SMS	1,000.00	.00	.00	.00	1,000.00	.00
FUND/SCC-3009645 TEAM GLOBETROTTERS - SMS						
R1620 SALES	1,000.00	.00	.00	.00	1,000.00	.00
TOTAL TEAM GLOBETROTTERS - SM	1,000.00	.00	.00	.00	1,000.00	.00
FUND/SCC-3009646 TEAM PIONEERS - SMS						
R1620 SALES	1,000.00	.00	.00	.00	1,000.00	.00
TOTAL TEAM PIONEERS - SMS	1,000.00	.00	.00	.00	1,000.00	.00
FUND/SCC-3009647 TEAM SEEKERS - SMS						
R1620 SALES	1,000.00	.00	.00	.00	1,000.00	.00
TOTAL TEAM SEEKERS - SMS	1,000.00	.00	.00	.00	1,000.00	.00
FUND/SCC-3009648 TEAM VANGUARDS - SMS						
R1620 SALES	1,000.00	.00	.00	.00	1,000.00	.00
TOTAL TEAM VANGUARDS - SMS	1,000.00	.00	.00	.00	1,000.00	.00
FUND/SCC-3009649 TEAM CRUSADERS - SMS						
R1620 SALES	200.00	.00	.00	.00	200.00	.00
R1820 CONTRIBUTION AND DONATIO	1,500.00	.00	.00	.00	1,500.00	.00
R1890 OTHER MISC RECEIPTS	700.00	425.00	.00	425.00	275.00	60.71
TOTAL TEAM CRUSADERS - SMS	2,400.00	425.00	.00	425.00	1,975.00	17.71
FUND/SCC-3009650 TEAM DRAGONS - SMS						
R1620 SALES	1,500.00	.00	.00	.00	1,500.00	.00
R1820 CONTRIBUTION AND DONATIO	1,500.00	.00	.00	130.55	1,369.45	8.70
R1890 OTHER MISC RECEIPTS	700.00	530.36	.00	530.36	169.64	75.77
TOTAL TEAM DRAGONS - SMS	3,700.00	530.36	.00	660.91	3,039.09	17.86
FUND/SCC-3009651 TEAM PIRATES - SMS						
R1620 SALES	500.00	.00	.00	.00	500.00	.00
R1890 OTHER MISC RECEIPTS	500.00	.00	.00	.00	500.00	.00
TOTAL TEAM PIRATES - SMS	1,000.00	.00	.00	.00	1,000.00	.00
FUND/SCC-3009652 TEAM VOYAGERS - SMS						
R1620 SALES	1,000.00	.00	.00	.00	1,000.00	.00
TOTAL TEAM VOYAGERS - SMS	1,000.00	.00	.00	.00	1,000.00	.00
FUND/SCC-3009659 ATHLETICS M/S - SMS						

SELECTION CRITERIA: ALL
 ACCOUNTING PERIOD: 10/23

SORTED BY: FUND/SCC,ACCOUNT
 TOTALED ON: FUND/SCC
 PAGE BREAKS ON:

FUND/SCC-3009659 ATHLETICS M/S - SMS

ACCOUNT - - - - TITLE - - - - -	BUDGET	PERIOD RECEIPTS	RECEIVABLES	YEAR TO DATE RECEIPTS	AVAILABLE BALANCE	YTD/ BUD
R1610 ADMISSIONS	20,738.05	3,188.00	.00	22,014.05	-1,276.00	106.15
R1630 DUES AND FEES	2,920.00	.00	.00	2,920.00	.00	100.00
R1690 OTHER EXT ACTIVITY RCPTS	5,325.00	2,100.00	.00	5,425.00	-100.00	101.88
R5100 TRANSFERS-IN	10,762.34	.00	.00	.00	10,762.34	.00
TOTAL ATHLETICS M/S - SMS	39,745.39	5,288.00	.00	30,359.05	9,386.34	76.38
FUND/SCC-3009670 CD/MD CLASS - SMS						
R1630 DUES AND FEES	600.00	80.00	.00	1,055.00	-455.00	175.83
R1890 OTHER MISC RECEIPTS	400.00	.00	.00	.00	400.00	.00
TOTAL CD/MD CLASS - SMS	1,000.00	80.00	.00	1,055.00	-55.00	105.50
FUND/SCC-3009690 PHYS ED DEPT - SMS						
R1620 SALES	2,000.00	.00	.00	.00	2,000.00	.00
R1890 OTHER MISC RECEIPTS	2,000.00	.00	.00	1,160.00	840.00	58.00
TOTAL PHYS ED DEPT - SMS	4,000.00	.00	.00	1,160.00	2,840.00	29.00
FUND/SCC-3009901 INSTRUMENTAL UNIFOR - SHS						
R1630 DUES AND FEES	10,000.00	.00	.00	9,070.07	929.93	90.70
R1820 CONTRIBUTION AND DONATIO	500.00	.00	.00	.00	500.00	.00
TOTAL INSTRUMENTAL UNIFOR - S	10,500.00	.00	.00	9,070.07	1,429.93	86.38
FUND/SCC-3009904 CHORAL CLOTHING - SHS						
R1630 DUES AND FEES	2,000.00	.00	.00	.00	2,000.00	.00
R1820 CONTRIBUTION AND DONATIO	500.00	.00	.00	.00	500.00	.00
TOTAL CHORAL CLOTHING - SHS	2,500.00	.00	.00	.00	2,500.00	.00
FUND/SCC-3009905 BAND - SHS						
R1630 DUES AND FEES	1,000.00	.00	.00	940.00	60.00	94.00
R1820 CONTRIBUTION AND DONATIO	500.00	.00	.00	.00	500.00	.00
TOTAL BAND - SHS	1,500.00	.00	.00	940.00	560.00	62.67
FUND/SCC-3009906 DRAMA CLUB - SHS						
R1610 ADMISSIONS	2,500.00	.00	.00	4,644.82	-2,144.82	185.79
R1620 SALES	1,000.00	.00	.00	211.47	788.53	21.15
R1630 DUES AND FEES	1,000.00	.00	.00	300.00	700.00	30.00
R1820 CONTRIBUTION AND DONATIO	1,500.00	.00	.00	411.00	1,089.00	27.40
TOTAL DRAMA CLUB - SHS	6,000.00	.00	.00	5,567.29	432.71	92.79
FUND/SCC-3009907 ASAP - SHS						
R1620 SALES	500.00	.00	.00	.00	500.00	.00
R1630 DUES AND FEES	250.00	.00	.00	.00	250.00	.00
R1820 CONTRIBUTION AND DONATIO	200.00	.00	.00	250.00	-50.00	125.00
TOTAL ASAP - SHS	950.00	.00	.00	250.00	700.00	26.32
FUND/SCC-3009908 SEAC - SHS						

SELECTION CRITERIA: ALL
 ACCOUNTING PERIOD: 10/23

SORTED BY: FUND/SCC,ACCOUNT
 TOTALED ON: FUND/SCC
 PAGE BREAKS ON:

FUND/SCC-3009908 SEAC - SHS

ACCOUNT - - - - TITLE - - - - -	BUDGET	PERIOD RECEIPTS	RECEIVABLES	YEAR TO DATE RECEIPTS	AVAILABLE BALANCE	YTD/ BUD
R1620 SALES	3,000.00	1,022.00	.00	3,779.00	-779.00	125.97
R1820 CONTRIBUTION AND DONATIO	2,000.00	.00	.00	.00	2,000.00	.00
TOTAL SEAC - SHS	5,000.00	1,022.00	.00	3,779.00	1,221.00	75.58
FUND/SCC-3009909 THE STAMPEDE - SHS						
R1620 SALES	500.00	.00	.00	.00	500.00	.00
R1630 DUES AND FEES	500.00	.00	.00	.00	500.00	.00
R1820 CONTRIBUTION AND DONATIO	250.00	100.00	.00	100.00	150.00	40.00
TOTAL THE STAMPEDE - SHS	1,250.00	100.00	.00	100.00	1,150.00	8.00
FUND/SCC-3009910 SKI CLUB - SHS						
R1630 DUES AND FEES	23,761.37	.00	.00	.00	23,761.37	.00
TOTAL SKI CLUB - SHS	23,761.37	.00	.00	.00	23,761.37	.00
FUND/SCC-3009911 BOYS LACROSSE - SHS						
R1620 SALES	500.00	.00	.00	.00	500.00	.00
R1630 DUES AND FEES	750.00	.00	.00	.00	750.00	.00
R1820 CONTRIBUTION AND DONATIO	1,500.00	.00	.00	.00	1,500.00	.00
TOTAL BOYS LACROSSE - SHS	2,750.00	.00	.00	.00	2,750.00	.00
FUND/SCC-3009912 GIRLS LACROSSE - SHS						
R1620 SALES	500.00	.00	.00	.00	500.00	.00
R1630 DUES AND FEES	500.00	.00	.00	.00	500.00	.00
R1820 CONTRIBUTION AND DONATIO	1,000.00	.00	.00	.00	1,000.00	.00
TOTAL GIRLS LACROSSE - SHS	2,000.00	.00	.00	.00	2,000.00	.00
FUND/SCC-3009913 LEADERSHIP ACADEMY - SHS						
R1620 SALES	3,000.00	.00	.00	.00	3,000.00	.00
R1820 CONTRIBUTION AND DONATIO	1,500.00	.00	.00	.00	1,500.00	.00
TOTAL LEADERSHIP ACADEMY - SH	4,500.00	.00	.00	.00	4,500.00	.00
FUND/SCC-3009914 M.I.L.E UNIT - SHS						
R1620 SALES	4,000.00	.00	.00	2,110.00	1,890.00	52.75
R1630 DUES AND FEES	500.00	.00	.00	.00	500.00	.00
R1820 CONTRIBUTION AND DONATIO	500.00	103.03	.00	1,054.03	-554.03	210.81
TOTAL M.I.L.E UNIT - SHS	5,000.00	103.03	.00	3,164.03	1,835.97	63.28
FUND/SCC-3009915 SHS MAKERS - HS						
R1620 SALES	500.00	.00	.00	.00	500.00	.00
R1630 DUES AND FEES	500.00	.00	.00	.00	500.00	.00
R1820 CONTRIBUTION AND DONATIO	4,500.00	.00	.00	.00	4,500.00	.00
TOTAL SHS MAKERS - HS	5,500.00	.00	.00	.00	5,500.00	.00
FUND/SCC-3009916 FOOTBALL CAMP - SHS						
R1620 SALES	500.00	.00	.00	.00	500.00	.00

SELECTION CRITERIA: ALL
 ACCOUNTING PERIOD: 10/23

SORTED BY: FUND/SCC,ACCOUNT
 TOTALED ON: FUND/SCC
 PAGE BREAKS ON:

FUND/SCC-3009916 FOOTBALL CAMP - SHS

ACCOUNT - - - - TITLE - - - -	BUDGET	PERIOD RECEIPTS	RECEIVABLES	YEAR TO DATE RECEIPTS	AVAILABLE BALANCE	YTD/ BUD
R1630 DUES AND FEES	500.00	.00	.00	.00	500.00	.00
R1820 CONTRIBUTION AND DONATIO	500.00	.00	.00	.00	500.00	.00
TOTAL FOOTBALL CAMP - SHS	1,500.00	.00	.00	.00	1,500.00	.00
FUND/SCC-3009917 ATHLETIC PROGRAMS						
R1620 SALES	25,000.00	.00	.00	770.00	24,230.00	3.08
R1630 DUES AND FEES	1,000.00	.00	.00	.00	1,000.00	.00
R1820 CONTRIBUTION AND DONATIO	15,000.00	.00	.00	1,386.11	13,613.89	9.24
TOTAL ATHLETIC PROGRAMS	41,000.00	.00	.00	2,156.11	38,843.89	5.26
FUND/SCC-3009919 OHSAA TOURNAMENTS						
R1615 ADMISSIONS - ATHLETICS	75,000.00	.00	.00	24,611.01	50,388.99	32.81
TOTAL OHSAA TOURNAMENTS	75,000.00	.00	.00	24,611.01	50,388.99	32.81
FUND/SCC-3009920 BOYS TRACK - SHS						
R1620 SALES	1,000.00	.00	.00	.00	1,000.00	.00
R1630 DUES AND FEES	500.00	.00	.00	.00	500.00	.00
R1820 CONTRIBUTION AND DONATIO	1,000.00	.00	.00	.00	1,000.00	.00
TOTAL BOYS TRACK - SHS	2,500.00	.00	.00	.00	2,500.00	.00
FUND/SCC-3009921 GIRLS TRACK - SHS						
R1620 SALES	1,000.00	.00	.00	.00	1,000.00	.00
R1630 DUES AND FEES	1,000.00	.00	.00	.00	1,000.00	.00
R1820 CONTRIBUTION AND DONATIO	1,000.00	.00	.00	.00	1,000.00	.00
TOTAL GIRLS TRACK - SHS	3,000.00	.00	.00	.00	3,000.00	.00
FUND/SCC-3009922 MD VOCATIONAL TRAIN -SHS						
R1620 SALES	35,000.00	1,195.53	.00	27,616.83	7,383.17	78.91
R1820 CONTRIBUTION AND DONATIO	2,000.00	.00	.00	.00	2,000.00	.00
R1839 OTHER ENTITIES	2,500.00	.00	.00	.00	2,500.00	.00
R5100 TRANSFERS-IN	779.38	.00	.00	779.38	.00	100.00
TOTAL MD VOCATIONAL TRAIN -SH	40,279.38	1,195.53	.00	28,396.21	11,883.17	70.50
FUND/SCC-3009923 ENGINEERING CLUB - HS						
R1620 SALES	1,500.00	.00	.00	.00	1,500.00	.00
R1630 DUES AND FEES	1,500.00	.00	.00	.00	1,500.00	.00
R1820 CONTRIBUTION AND DONATIO	1,500.00	.00	.00	.00	1,500.00	.00
TOTAL ENGINEERING CLUB - HS	4,500.00	.00	.00	.00	4,500.00	.00
FUND/SCC-3009924 DECA - SHS						
R1620 SALES	10,000.00	.00	.00	8,216.42	1,783.58	82.16
R1630 DUES AND FEES	16,000.00	.00	.00	11,231.00	4,769.00	70.19
R1820 CONTRIBUTION AND DONATIO	5,000.00	.00	.00	1,432.00	3,568.00	28.64
TOTAL DECA - SHS	31,000.00	.00	.00	20,879.42	10,120.58	67.35

STRONGSVILLE CITY SCHOOL DISTRICT
 REVENUE STATUS REPORT

SELECTION CRITERIA: ALL
 ACCOUNTING PERIOD: 10/23

SORTED BY: FUND/SCC,ACCOUNT
 TOTALED ON: FUND/SCC
 PAGE BREAKS ON:

FUND/SCC-3009928 OHIO CAREER ASSOC - SHS

ACCOUNT - - - - TITLE - - - - -	BUDGET	PERIOD RECEIPTS	RECEIVABLES	YEAR TO DATE RECEIPTS	AVAILABLE BALANCE	YTD/ BUD
FUND/SCC-3009928 OHIO CAREER ASSOC - SHS						
R1620 SALES	500.00	.00	.00	.00	500.00	.00
R1630 DUES AND FEES	500.00	.00	.00	.00	500.00	.00
R1820 CONTRIBUTION AND DONATIO	500.00	.00	.00	.00	500.00	.00
TOTAL OHIO CAREER ASSOC - SHS	1,500.00	.00	.00	.00	1,500.00	.00
FUND/SCC-3009929 FCCLA - SHS						
R1620 SALES	500.00	.00	.00	.00	500.00	.00
R1630 DUES AND FEES	500.00	.00	.00	.00	500.00	.00
R1820 CONTRIBUTION AND DONATIO	50.00	.00	.00	.00	50.00	.00
TOTAL FCCLA - SHS	1,050.00	.00	.00	.00	1,050.00	.00
FUND/SCC-3009930 DANCE TEAM - SHS						
R1620 SALES	1,000.00	.00	.00	.00	1,000.00	.00
R1630 DUES AND FEES	750.00	.00	.00	.00	750.00	.00
R1820 CONTRIBUTION AND DONATIO	500.00	.00	.00	.00	500.00	.00
TOTAL DANCE TEAM - SHS	2,250.00	.00	.00	.00	2,250.00	.00
FUND/SCC-3009934 GIRLS SOCCER - SHS						
R1620 SALES	1,000.00	.00	.00	.00	1,000.00	.00
R1630 DUES AND FEES	1,000.00	.00	.00	.00	1,000.00	.00
TOTAL GIRLS SOCCER - SHS	2,000.00	.00	.00	.00	2,000.00	.00
FUND/SCC-3009935 ORCHESTRA - SHS						
R1610 ADMISSIONS	2,000.00	.00	.00	.00	2,000.00	.00
R1620 SALES	2,500.00	.00	.00	.00	2,500.00	.00
R1630 DUES AND FEES	2,500.00	.00	.00	1,440.00	1,060.00	57.60
R1820 CONTRIBUTION AND DONATIO	2,500.00	200.00	.00	1,300.00	1,200.00	52.00
TOTAL ORCHESTRA - SHS	9,500.00	200.00	.00	2,740.00	6,760.00	28.84
FUND/SCC-3009936 BOYS SOCCER - SHS						
R1620 SALES	500.00	.00	.00	.00	500.00	.00
R1690 OTHER EXT ACTIVITY RCPTS	500.00	.00	.00	.00	500.00	.00
TOTAL BOYS SOCCER - SHS	1,000.00	.00	.00	.00	1,000.00	.00
FUND/SCC-3009937 VOCAL MUSIC - SHS						
R1610 ADMISSIONS	500.00	.00	.00	.00	500.00	.00
R1620 SALES	500.00	.00	.00	.00	500.00	.00
R1630 DUES AND FEES	500.00	.00	.00	.00	500.00	.00
R1820 CONTRIBUTION AND DONATIO	500.00	.00	.00	.00	500.00	.00
TOTAL VOCAL MUSIC - SHS	2,000.00	.00	.00	.00	2,000.00	.00
FUND/SCC-3009939 MUSICAL PRODUCTION - SHS						
R1610 ADMISSIONS	13,500.00	9,153.68	.00	12,004.68	1,495.32	88.92
R1620 SALES	1,000.00	.00	.00	.00	1,000.00	.00

SELECTION CRITERIA: ALL
 ACCOUNTING PERIOD: 10/23

SORTED BY: FUND/SCC,ACCOUNT
 TOTALED ON: FUND/SCC
 PAGE BREAKS ON:

FUND/SCC-3009939 MUSICAL PRODUCTION - SHS

ACCOUNT - - - - TITLE - - - - -	BUDGET	PERIOD RECEIPTS	RECEIVABLES	YEAR TO DATE RECEIPTS	AVAILABLE BALANCE	YTD/ BUD
R1630 DUES AND FEES	1,000.00	.00	.00	.00	1,000.00	.00
R1820 CONTRIBUTION AND DONATIO	1,000.00	492.83	.00	492.83	507.17	49.28
TOTAL MUSICAL PRODUCTION - SH	16,500.00	9,646.51	.00	12,497.51	4,002.49	75.74
FUND/SCC-3009941 GIRLS BASKETBALL - SHS						
R1620 SALES	500.00	.00	.00	.00	500.00	.00
R1630 DUES AND FEES	500.00	.00	.00	.00	500.00	.00
R1820 CONTRIBUTION AND DONATIO	250.00	.00	.00	.00	250.00	.00
TOTAL GIRLS BASKETBALL - SHS	1,250.00	.00	.00	.00	1,250.00	.00
FUND/SCC-3009946 BOYS BASKETBALL - SHS						
R1620 SALES	500.00	.00	.00	.00	500.00	.00
R1630 DUES AND FEES	500.00	.00	.00	.00	500.00	.00
R1820 CONTRIBUTION AND DONATIO	500.00	.00	.00	.00	500.00	.00
TOTAL BOYS BASKETBALL - SHS	1,500.00	.00	.00	.00	1,500.00	.00
FUND/SCC-3009949 BOYS VOLLEYBALL - SHS						
R1620 SALES	500.00	1,435.00	.00	1,994.01	-1,494.01	398.80
R1630 DUES AND FEES	7,000.00	750.00	.00	3,900.00	3,100.00	55.71
R1820 CONTRIBUTION AND DONATIO	500.00	1,000.00	.00	1,422.80	-922.80	284.56
TOTAL BOYS VOLLEYBALL - SHS	8,000.00	3,185.00	.00	7,316.81	683.19	91.46
FUND/SCC-3009950 GIRLS VOLLEYBALL - SHS						
R1620 SALES	500.00	.00	.00	.00	500.00	.00
R1630 DUES AND FEES	500.00	.00	.00	.00	500.00	.00
R1820 CONTRIBUTION AND DONATIO	250.00	.00	.00	.00	250.00	.00
TOTAL GIRLS VOLLEYBALL - SHS	1,250.00	.00	.00	.00	1,250.00	.00
FUND/SCC-3009951 PROJECT SUPPORT - SHS						
R1620 SALES	1,500.00	.00	.00	85.00	1,415.00	5.67
R1630 DUES AND FEES	500.00	.00	.00	.00	500.00	.00
R1820 CONTRIBUTION AND DONATIO	100.00	.00	.00	.00	100.00	.00
TOTAL PROJECT SUPPORT - SHS	2,100.00	.00	.00	85.00	2,015.00	4.05
FUND/SCC-3009955 GIRLS TENNIS - SHS						
R1620 SALES	500.00	.00	.00	.00	500.00	.00
R1630 DUES AND FEES	500.00	.00	.00	.00	500.00	.00
R1820 CONTRIBUTION AND DONATIO	250.00	.00	.00	.84	249.16	.34
TOTAL GIRLS TENNIS - SHS	1,250.00	.00	.00	.84	1,249.16	.07
FUND/SCC-3009956 BOYS TENNIS - SHS						
R1620 SALES	500.00	.00	.00	.00	500.00	.00
R1630 DUES AND FEES	250.00	.00	.00	.00	250.00	.00
R1820 CONTRIBUTION AND DONATIO	100.00	.00	.00	.00	100.00	.00
TOTAL BOYS TENNIS - SHS	850.00	.00	.00	.00	850.00	.00

SELECTION CRITERIA: ALL
 ACCOUNTING PERIOD: 10/23

SORTED BY: FUND/SCC,ACCOUNT
 TOTALED ON: FUND/SCC
 PAGE BREAKS ON:

FUND/SCC-3009956 BOYS TENNIS - SHS

ACCOUNT - - - - TITLE - - - - -	BUDGET	PERIOD RECEIPTS	RECEIVABLES	YEAR TO DATE RECEIPTS	AVAILABLE BALANCE	YTD/ BUD
FUND/SCC-3009960 SWIM TEAM - SHS						
R1620 SALES	500.00	.00	.00	.00	500.00	.00
R1630 DUES AND FEES	250.00	.00	.00	.00	250.00	.00
R1820 CONTRIBUTION AND DONATIO	250.00	.00	.00	.00	250.00	.00
TOTAL SWIM TEAM - SHS	1,000.00	.00	.00	.00	1,000.00	.00
FUND/SCC-3009961 WRESTLING TEAM - SHS						
R1620 SALES	1,500.00	.00	.00	606.00	894.00	40.40
R1630 DUES AND FEES	1,500.00	.00	.00	1,141.00	359.00	76.07
R1820 CONTRIBUTION AND DONATIO	500.00	.00	.00	.00	500.00	.00
TOTAL WRESTLING TEAM - SHS	3,500.00	.00	.00	1,747.00	1,753.00	49.91
FUND/SCC-3009965 ICE HOCKEY - SHS						
R1620 SALES	250.00	.00	.00	.00	250.00	.00
R1630 DUES AND FEES	500.00	.00	.00	.00	500.00	.00
R1820 CONTRIBUTION AND DONATIO	50.00	.00	.00	.00	50.00	.00
TOTAL ICE HOCKEY - SHS	800.00	.00	.00	.00	800.00	.00
FUND/SCC-3009967 LANTERN - SHS						
R1620 SALES	2,500.00	.00	.00	.00	2,500.00	.00
R1630 DUES AND FEES	1,500.00	.00	.00	.00	1,500.00	.00
R1820 CONTRIBUTION AND DONATIO	3,000.00	.00	.00	.00	3,000.00	.00
TOTAL LANTERN - SHS	7,000.00	.00	.00	.00	7,000.00	.00
FUND/SCC-3009968 STROHIGAN - SHS						
R1620 SALES	4,000.00	690.00	.00	3,115.00	885.00	77.88
R1630 DUES AND FEES	1,000.00	.00	.00	.00	1,000.00	.00
R1820 CONTRIBUTION AND DONATIO	50.00	.00	.00	.00	50.00	.00
TOTAL STROHIGAN - SHS	5,050.00	690.00	.00	3,115.00	1,935.00	61.68
FUND/SCC-3009970 BASEBALL - SHS						
R1620 SALES	7,500.00	.00	.00	.00	7,500.00	.00
R1630 DUES AND FEES	5,000.00	.00	.00	.00	5,000.00	.00
R1820 CONTRIBUTION AND DONATIO	22,500.00	.00	.00	.00	22,500.00	.00
TOTAL BASEBALL - SHS	35,000.00	.00	.00	.00	35,000.00	.00
FUND/SCC-3009971 SOFTBALL- SHS						
R1620 SALES	500.00	.00	.00	.00	500.00	.00
R1630 DUES AND FEES	500.00	.00	.00	.00	500.00	.00
R1820 CONTRIBUTION AND DONATIO	500.00	.00	.00	.00	500.00	.00
TOTAL SOFTBALL- SHS	1,500.00	.00	.00	.00	1,500.00	.00
FUND/SCC-3009972 GIRLS CROSS COUNTRY - SHS						
R1620 SALES	3,000.00	.00	.00	.00	3,000.00	.00

SELECTION CRITERIA: ALL
 ACCOUNTING PERIOD: 10/23

SORTED BY: FUND/SCC,ACCOUNT
 TOTALED ON: FUND/SCC
 PAGE BREAKS ON:

FUND/SCC-3009972 GIRLS CROSS COUNTRY - SHS

ACCOUNT - - - - TITLE - - - -	BUDGET	PERIOD RECEIPTS	RECEIVABLES	YEAR TO DATE RECEIPTS	AVAILABLE BALANCE	YTD/ BUD
R1630 DUES AND FEES	2,000.00	.00	.00	2,170.00	-170.00	108.50
R1820 CONTRIBUTION AND DONATIO	1,000.00	.00	.00	.00	1,000.00	.00
TOTAL GIRLS CROSS COUNTRY - S	6,000.00	.00	.00	2,170.00	3,830.00	36.17
FUND/SCC-3009975 BOYS CROSS COUNTRY - SHS						
R1620 SALES	2,500.00	.00	.00	.00	2,500.00	.00
R1630 DUES AND FEES	3,500.00	.00	.00	3,050.00	450.00	87.14
R1820 CONTRIBUTION AND DONATIO	3,000.00	.00	.00	.00	3,000.00	.00
TOTAL BOYS CROSS COUNTRY - SH	9,000.00	.00	.00	3,050.00	5,950.00	33.89
FUND/SCC-3009976 BOYS GOLF - HS						
R1620 SALES	1,500.00	.00	.00	.00	1,500.00	.00
R1630 DUES AND FEES	1,500.00	.00	.00	-47.20	1,547.20	-3.15
R1820 CONTRIBUTION AND DONATIO	1,000.00	.00	.00	.00	1,000.00	.00
TOTAL BOYS GOLF - HS	4,000.00	.00	.00	-47.20	4,047.20	-1.18
FUND/SCC-3009980 GYMNASTICS - SHS						
R1620 SALES	250.00	.00	.00	.00	250.00	.00
R1630 DUES AND FEES	250.00	.00	.00	.00	250.00	.00
R1820 CONTRIBUTION AND DONATIO	50.00	.00	.00	.00	50.00	.00
TOTAL GYMNASTICS - SHS	550.00	.00	.00	.00	550.00	.00
FUND/SCC-3009985 GIRLS GOLF - SHS						
R1620 SALES	1,000.00	.00	.00	.00	1,000.00	.00
R1630 DUES AND FEES	500.00	.00	.00	.00	500.00	.00
R1820 CONTRIBUTION AND DONATIO	500.00	.00	.00	.00	500.00	.00
TOTAL GIRLS GOLF - SHS	2,000.00	.00	.00	.00	2,000.00	.00
FUND/SCC-3009990 ATHLETIC TRAINER - SHS						
R1620 SALES	500.00	.00	.00	.00	500.00	.00
R1630 DUES AND FEES	500.00	.00	.00	.00	500.00	.00
R1820 CONTRIBUTION AND DONATIO	500.00	.00	.00	600.00	-100.00	120.00
TOTAL ATHLETIC TRAINER - SHS	1,500.00	.00	.00	600.00	900.00	40.00
FUND/SCC-3009992 FALL CHEERLEADING - SHS						
R1620 SALES	150.00	.00	.00	.00	150.00	.00
R1630 DUES AND FEES	150.00	.00	.00	.00	150.00	.00
R1820 CONTRIBUTION AND DONATIO	100.00	.00	.00	.00	100.00	.00
TOTAL FALL CHEERLEADING - SHS	400.00	.00	.00	.00	400.00	.00
FUND/SCC-3009996 WINTER CHEERLEADING - SHS						
R1620 SALES	12,000.00	7,461.00	.00	12,613.00	-613.00	105.11
R1630 DUES AND FEES	17,000.00	1,480.00	.00	1,480.00	15,520.00	8.71
R1820 CONTRIBUTION AND DONATIO	2,500.00	4.00	.00	1,004.00	1,496.00	40.16
TOTAL WINTER CHEERLEADING - S	31,500.00	8,945.00	.00	15,097.00	16,403.00	47.93

POWERSCHOOL LLC
 DATE: 05/03/2023
 TIME: 09:49:12

STRONGSVILLE CITY SCHOOL DISTRICT
 REVENUE STATUS REPORT

PAGE NUMBER: 21
 REVSTA11

SELECTION CRITERIA: ALL
 ACCOUNTING PERIOD: 10/23

SORTED BY: FUND/SCC,ACCOUNT
 TOTALED ON: FUND/SCC
 PAGE BREAKS ON:

FUND/SCC-3009996 WINTER CHEERLEADING - SHS

ACCOUNT - - - -	TITLE - - - -	BUDGET	PERIOD RECEIPTS	RECEIVABLES	YEAR TO DATE RECEIPTS	AVAILABLE BALANCE	YTD/ BUD
FUND/SCC-4519023	OH K-12 CONNECTIVITY FY23						
R3219	OTHER RESTRICTED GRANTS	12,600.00	.00	.00	12,600.00	.00	100.00
TOTAL OH K-12 CONNECTIVITY FY		12,600.00	.00	.00	12,600.00	.00	100.00
FUND/SCC-4999022	PARENT MENTOR FY22						
R3200	RESTRICTED GRANTS-IN-AID	2,084.14	.00	.00	2,084.14	.00	100.00
TOTAL PARENT MENTOR FY22		2,084.14	.00	.00	2,084.14	.00	100.00
FUND/SCC-4999023	PARENT MENTOR FY23						
R3200	RESTRICTED GRANTS-IN-AID	25,000.00	2,083.32	.00	16,666.56	8,333.44	66.67
TOTAL PARENT MENTOR FY23		25,000.00	2,083.32	.00	16,666.56	8,333.44	66.67
FUND/SCC-4999123	SCHOOL BUS PROGRAM FY23						
R3200	RESTRICTED GRANTS-IN-AID	135,000.00	.00	.00	.00	135,000.00	.00
TOTAL SCHOOL BUS PROGRAM FY23		135,000.00	.00	.00	.00	135,000.00	.00
FUND/SCC-4999223	AG SCHOOL SAFETY FY23						
R3200	RESTRICTED GRANTS-IN-AID	.00	30,225.01	.00	30,225.01	-30,225.01	.00
TOTAL AG SCHOOL SAFETY FY23		.00	30,225.01	.00	30,225.01	-30,225.01	.00
FUND/SCC-5079022	ESSER I FY22						
R4220	RESTRICTED GRANTS-IN-AID	3,296.44	.00	.00	3,296.44	.00	100.00
TOTAL ESSER I FY22		3,296.44	.00	.00	3,296.44	.00	100.00
FUND/SCC-5079122	ESSER II FY22						
R4220	RESTRICTED GRANTS-IN-AID	133,814.37	.00	.00	133,814.37	.00	100.00
TOTAL ESSER II FY22		133,814.37	.00	.00	133,814.37	.00	100.00
FUND/SCC-5079123	ESSER II FY23						
R4220	RESTRICTED GRANTS-IN-AID	542,087.74	45,749.91	.00	345,101.31	196,986.43	63.66
TOTAL ESSER II FY23		542,087.74	45,749.91	.00	345,101.31	196,986.43	63.66
FUND/SCC-5079222	ESSER III FY22						
R4220	RESTRICTED GRANTS-IN-AID	72,604.90	.00	.00	72,604.90	.00	100.00
TOTAL ESSER III FY22		72,604.90	.00	.00	72,604.90	.00	100.00
FUND/SCC-5079223	ESSER III FY23						
R4220	RESTRICTED GRANTS-IN-AID	3,264,733.77	106,854.31	.00	740,322.22	2,524,411.55	22.68
TOTAL ESSER III FY23		3,264,733.77	106,854.31	.00	740,322.22	2,524,411.55	22.68
FUND/SCC-5079323	ARP HOMELESS FY23						
R4220	RESTRICTED GRANTS-IN-AID	12,028.01	1,530.00	.00	5,525.00	6,503.01	45.93
TOTAL ARP HOMELESS FY23		12,028.01	1,530.00	.00	5,525.00	6,503.01	45.93

SELECTION CRITERIA: ALL
 ACCOUNTING PERIOD: 10/23

SORTED BY: FUND/SCC,ACCOUNT
 TOTALED ON: FUND/SCC
 PAGE BREAKS ON:

FUND/SCC-5169022 IDEA-B FY22

ACCOUNT - - - - TITLE - - - - -	BUDGET	PERIOD RECEIPTS	RECEIVABLES	YEAR TO DATE RECEIPTS	AVAILABLE BALANCE	YTD/ BUD
FUND/SCC-5169022 IDEA-B FY22						
R4220 RESTRICTED GRANTS-IN-AID	135,412.91	.00	.00	135,412.91	.00	100.00
TOTAL IDEA-B FY22	135,412.91	.00	.00	135,412.91	.00	100.00
FUND/SCC-5169023 IDEA-B FY23						
R4220 RESTRICTED GRANTS-IN-AID	1,336,062.34	96,236.09	.00	749,826.81	586,235.53	56.12
TOTAL IDEA-B FY23	1,336,062.34	96,236.09	.00	749,826.81	586,235.53	56.12
FUND/SCC-5169123 ARP IDEA-B FY23						
R4220 RESTRICTED GRANTS-IN-AID	283,996.16	21,980.88	.00	166,408.19	117,587.97	58.60
TOTAL ARP IDEA-B FY23	283,996.16	21,980.88	.00	166,408.19	117,587.97	58.60
FUND/SCC-5519023 TITLE III LEP FY23						
R4220 RESTRICTED GRANTS-IN-AID	88,242.66	934.77	.00	28,419.25	59,823.41	32.21
TOTAL TITLE III LEP FY23	88,242.66	934.77	.00	28,419.25	59,823.41	32.21
FUND/SCC-5729022 TITLE I FY22						
R4220 RESTRICTED GRANTS-IN-AID	57,607.91	.00	.00	57,607.91	.00	100.00
TOTAL TITLE I FY22	57,607.91	.00	.00	57,607.91	.00	100.00
FUND/SCC-5729023 TITLE I FY23						
R4220 RESTRICTED GRANTS-IN-AID	674,611.08	44,570.80	.00	325,821.70	348,789.38	48.30
TOTAL TITLE I FY23	674,611.08	44,570.80	.00	325,821.70	348,789.38	48.30
FUND/SCC-5729122 TITLE I EOEY FY22						
R4220 RESTRICTED GRANTS-IN-AID	2,201.34	.00	.00	2,201.34	.00	100.00
TOTAL TITLE I EOEY FY22	2,201.34	.00	.00	2,201.34	.00	100.00
FUND/SCC-5729123 TITLE I EOEY FY23						
R4220 RESTRICTED GRANTS-IN-AID	20,175.56	.00	.00	.00	20,175.56	.00
TOTAL TITLE I EOEY FY23	20,175.56	.00	.00	.00	20,175.56	.00
FUND/SCC-5849022 TITLE IV-A FY22						
R4220 RESTRICTED GRANTS-IN-AID	914.95	.00	.00	914.95	.00	100.00
TOTAL TITLE IV-A FY22	914.95	.00	.00	914.95	.00	100.00
FUND/SCC-5849023 TITLVE IV-A FY23						
R4220 RESTRICTED GRANTS-IN-AID	85,890.71	1,045.36	.00	20,222.10	65,668.61	23.54
TOTAL TITLVE IV-A FY23	85,890.71	1,045.36	.00	20,222.10	65,668.61	23.54
FUND/SCC-5879022 EARLY CHILD SPED FY22						
R4220 RESTRICTED GRANTS-IN-AID	2,267.36	.00	.00	2,267.36	.00	100.00
TOTAL EARLY CHILD SPED FY22	2,267.36	.00	.00	2,267.36	.00	100.00
FUND/SCC-5879023 EARLY CHILD SPED FY23						

POWERSCHOOL LLC
 DATE: 05/03/2023
 TIME: 09:49:12

STRONGSVILLE CITY SCHOOL DISTRICT
 REVENUE STATUS REPORT

PAGE NUMBER: 23
 REVSTA11

SELECTION CRITERIA: ALL
 ACCOUNTING PERIOD: 10/23

SORTED BY: FUND/SCC,ACCOUNT
 TOTALED ON: FUND/SCC
 PAGE BREAKS ON:

FUND/SCC-5879023 EARLY CHILD SPED FY23

ACCOUNT - - - - TITLE - - - - -	BUDGET	PERIOD RECEIPTS	RECEIVABLES	YEAR TO DATE RECEIPTS	AVAILABLE BALANCE	YTD/ BUD
R4220 RESTRICTED GRANTS-IN-AID	27,856.96	2,409.19	.00	17,904.46	9,952.50	64.27
TOTAL EARLY CHILD SPED FY23	27,856.96	2,409.19	.00	17,904.46	9,952.50	64.27
FUND/SCC-5879123 ARP EARLY CHILD SPED FY23						
R4220 RESTRICTED GRANTS-IN-AID	21,018.38	1,751.46	.00	13,135.95	7,882.43	62.50
TOTAL ARP EARLY CHILD SPED FY	21,018.38	1,751.46	.00	13,135.95	7,882.43	62.50
FUND/SCC-5909022 TITLE II-A FY22						
R4220 RESTRICTED GRANTS-IN-AID	12,857.14	.00	.00	12,857.14	.00	100.00
TOTAL TITLE II-A FY22	12,857.14	.00	.00	12,857.14	.00	100.00
FUND/SCC-5909023 TITLE II-A FY23						
R4220 RESTRICTED GRANTS-IN-AID	289,958.27	29,090.07	.00	111,238.37	178,719.90	38.36
TOTAL TITLE II-A FY23	289,958.27	29,090.07	.00	111,238.37	178,719.90	38.36
FUND/SCC-5999023 SCHOOL SAFETY GRANT FY23						
R4220 RESTRICTED GRANTS-IN-AID	289,043.96	.00	.00	289,043.96	.00	100.00
TOTAL SCHOOL SAFETY GRANT FY2	289,043.96	.00	.00	289,043.96	.00	100.00
TOTAL REPORT	142,377,584.77	28,507,080.68	.00	130,582,165.14	11,795,419.63	91.72

STRONGSVILLE CITY SCHOOL DISTRICT
 EXPENDITURE STATUS REPORT

SELECTION CRITERIA: ALL
 ACCOUNTING PERIOD: 10/23

SORTED BY: FUND/SCC
 TOTALED ON:
 PAGE BREAKS ON:

FUND/SCC	TITLE	BUDGET	PERIOD EXPENDITURES	ENCUMBRANCES OUTSTANDING	YEAR TO DATE EXP	AVAILABLE BALANCE	YTD/ BUD
0010000	GENERAL FUND	108,404,238.16	31,930,390.06	2,472,085.06	91,087,877.22	14,844,275.88	86.31
FUND/SCC-0020000	BOND RETIREMENT						
0020000	BOND RETIREMENT	3,437,261.00	.00	.00	2,564,461.00	872,800.00	74.61
FUND/SCC-0030000	PERMANENT IMPROVEMENT						
0030000	PERMANENT IMPROVEME	3,057,563.09	12,130.19	1,229,138.40	1,487,589.59	340,835.10	88.85
FUND/SCC-0060000	FOOD SERVICE						
0060000	FOOD SERVICE	2,625,107.24	221,709.43	202,583.66	1,906,846.52	515,677.06	80.36
FUND/SCC-0069023	P-EBT ADMIN GRANT FY23						
0069023	P-EBT ADMIN GRANT F	3,135.00	.00	.00	.00	3,135.00	.00
FUND/SCC-0099110	USS CHAPMAN						
0099110	USS CHAPMAN	17,000.00	.00	.00	11,513.75	5,486.25	67.73
FUND/SCC-0099210	USS MURASKI						
0099210	USS MURASKI	20,000.00	.00	46.17	15,385.95	4,567.88	77.16
FUND/SCC-0099220	USS KINSNER						
0099220	USS KINSNER	29,000.00	.00	.00	18,480.36	10,519.64	63.73
FUND/SCC-0099300	USS SURRARRER						
0099300	USS SURRARRER	19,500.00	.00	.00	10,531.47	8,968.53	54.01
FUND/SCC-0099310	USS WHITNEY						
0099310	USS WHITNEY	23,084.06	.00	.00	14,123.30	8,960.76	61.18
FUND/SCC-0099600	USS SMS						
0099600	USS SMS	113,865.34	1,133.97	1,484.09	75,932.08	36,449.17	67.99
FUND/SCC-0099900	USS SHS						
0099900	USS SHS	152,342.30	7,714.07	8,529.88	81,404.26	62,408.16	59.03
FUND/SCC-0149001	ROTARY SUMMER SCHOOL						
0149001	ROTARY SUMMER SCHOO	98,488.60	19.69	.00	76,110.08	22,378.52	77.28
FUND/SCC-0149002	ROTARY FACILITY USAGE						
0149002	ROTARY FACILITY USA	94,424.48	16,432.41	41,909.40	42,565.47	9,949.61	89.46
FUND/SCC-0149005	ROTARY HR WEBCHECK						
0149005	ROTARY HR WEBCHECK	29,127.50	3,060.25	5,998.25	14,903.50	8,225.75	71.76
FUND/SCC-0149006	ROTARY AUDIO VISUAL						
0149006	ROTARY AUDIO VISUAL	875.43	.00	.00	.00	875.43	.00
FUND/SCC-0149007	ROTARY MAKERSPACE CAMP						
0149007	ROTARY MAKERSPACE C	3,064.29	.00	.00	.00	3,064.29	.00
FUND/SCC-0149110	ROTARY FIELD TRIP CHAPMAN						
0149110	ROTARY FIELD TRIP C	3,500.00	336.00	2,058.16	336.00	1,105.84	68.40
FUND/SCC-0149111	LIBRARY FINES&FEES-CHAPMA						
0149111	LIBRARY FINES&FEES-	283.70	.00	.00	.00	283.70	.00
FUND/SCC-0149150	ROTARY STOCKROOM						
0149150	ROTARY STOCKROOM	62,718.01	601.68	4,022.19	-421.89	59,117.71	5.74
FUND/SCC-0149210	ROTARY FIELD TRIP MURASKI						
0149210	ROTARY FIELD TRIP M	5,000.00	546.00	2,269.28	546.00	2,184.72	56.31
FUND/SCC-0149211	LIBRARY FINES&FEES-MURASK						
0149211	LIBRARY FINES&FEES-	1,234.65	.00	.00	.00	1,234.65	.00
FUND/SCC-0149220	ROTARY FIELD TRIP KINSNER						
0149220	ROTARY FIELD TRIP K	6,000.00	606.00	2,774.56	2,682.00	543.44	90.94
FUND/SCC-0149221	LIBRARY FINES&FEES-KINSNE						

STRONGSVILLE CITY SCHOOL DISTRICT
 EXPENDITURE STATUS REPORT

SELECTION CRITERIA: ALL
 ACCOUNTING PERIOD: 10/23

SORTED BY: FUND/SCC
 TOTALED ON:
 PAGE BREAKS ON:

FUND/SCC	TITLE	BUDGET	PERIOD EXPENDITURES	ENCUMBRANCES OUTSTANDING	YEAR TO DATE EXP	AVAILABLE BALANCE	YTD/ BUD
0149221	LIBRARY FINES&FEES-	781.79	361.01	.00	361.01	420.78	46.18
FUND/SCC-0149300	ROTARY FIELD TRIP SURRARR						
0149300	ROTARY FIELD TRIP S	3,200.00	408.00	1,737.04	408.00	1,054.96	67.03
FUND/SCC-0149301	LIBRARY FINES&FEES-SURRARR						
0149301	LIBRARY FINES&FEES-	453.98	.00	.00	.00	453.98	.00
FUND/SCC-0149310	ROTARY FIELD TRIP WHITNEY						
0149310	ROTARY FIELD TRIP W	4,500.00	504.00	2,150.64	504.00	1,845.36	58.99
FUND/SCC-0149311	LIBRARY FINES&FEES-WHITNE						
0149311	LIBRARY FINES&FEES-	1,146.34	389.94	.00	1,070.88	75.46	93.42
FUND/SCC-0149600	ROTARY FIELD TRIP SMS						
0149600	ROTARY FIELD TRIP S	7,500.00	.00	.00	.00	7,500.00	.00
FUND/SCC-0149601	LIBRARY FINES&FEES-SMS						
0149601	LIBRARY FINES&FEES-	1,559.36	.00	.00	.00	1,559.36	.00
FUND/SCC-0149900	ROTARY FIELD TRIP SHS						
0149900	ROTARY FIELD TRIP S	8,500.00	.00	6,619.00	502.00	1,379.00	83.78
FUND/SCC-0149901	LIBRARY FINES&FEES-SHS						
0149901	LIBRARY FINES&FEES-	1,133.91	.00	.00	.00	1,133.91	.00
FUND/SCC-0149903	ROTARY AP/ACT/SAT TESTING						
0149903	ROTARY AP/ACT/SAT T	142,500.00	7,158.00	89,962.00	19,060.49	33,477.51	76.51
FUND/SCC-0149904	STUDENT PATHS - SHS						
0149904	STUDENT PATHS - SHS	8,780.73	499.70	.00	999.20	7,781.53	11.38
FUND/SCC-0189110	PUBL SCHL SUPRT - CHAPMAN						
0189110	PUBL SCHL SUPRT - C	9,200.00	.00	463.38	3,257.75	5,478.87	40.45
FUND/SCC-0189210	PUBL SCHL SUPRT - MURASKI						
0189210	PUBL SCHL SUPRT - M	7,500.00	226.94	603.88	1,254.63	5,641.49	24.78
FUND/SCC-0189220	PUBL SCHL SUPRT - KINSNER						
0189220	PUBL SCHL SUPRT - K	20,637.34	48.00	140.92	288.85	20,207.57	2.08
FUND/SCC-0189300	PUBL SCHL SUPRT - SURRARR						
0189300	PUBL SCHL SUPRT - S	11,999.14	311.65	.00	2,466.85	9,532.29	20.56
FUND/SCC-0189310	PUBL SCHL SUPRT - WHITNEY						
0189310	PUBL SCHL SUPRT - W	11,601.92	206.95	1,824.97	2,824.57	6,952.38	40.08
FUND/SCC-0189400	PUBL SCHL SUPRT - SELP						
0189400	PUBL SCHL SUPRT - S	6,802.05	.00	150.00	93.54	6,558.51	3.58
FUND/SCC-0189600	PUBL SCHL SUPRT - SMS						
0189600	PUBL SCHL SUPRT - S	20,560.49	422.26	4,044.51	5,889.56	10,626.42	48.32
FUND/SCC-0189900	PUBL SCHL SUPRT - SHS						
0189900	PUBL SCHL SUPRT - S	129,408.23	3,826.69	12,289.07	39,311.41	77,807.75	39.87
FUND/SCC-0199903	GPD FOUNDATION GRANT						
0199903	GPD FOUNDATION GRAN	12,000.00	6,750.00	.00	12,000.00	.00	100.00
FUND/SCC-0199911	SEF FIELD TRIP GRANTS						
0199911	SEF FIELD TRIP GRAN	17,069.80	.00	.00	1,601.00	15,468.80	9.38
FUND/SCC-0199915	SEF GRANTS						
0199915	SEF GRANTS	10,348.30	265.81	1,191.32	6,836.10	2,320.88	77.57
FUND/SCC-0199917	ROTARY SOCIAL PROG.						
0199917	ROTARY SOCIAL PROG.	1,685.47	.00	.00	.00	1,685.47	.00
FUND/SCC-0199922	COCA-COLA SCHOLARSHIP						

STRONGSVILLE CITY SCHOOL DISTRICT
 EXPENDITURE STATUS REPORT

SELECTION CRITERIA: ALL
 ACCOUNTING PERIOD: 10/23

SORTED BY: FUND/SCC
 TOTALED ON:
 PAGE BREAKS ON:

FUND/SCC	TITLE	BUDGET	PERIOD EXPENDITURES	ENCUMBRANCES OUTSTANDING	YEAR TO DATE EXP	AVAILABLE BALANCE	YTD/ BUD
0199922	COCA-COLA SCHOLARSH	1,500.00	.00	1,500.00	.00	.00	100.00
FUND/SCC-0199926	USAC E-RATE PROGRAM						
0199926	USAC E-RATE PROGRAM	272,677.02	.00	135,170.83	123,855.00	13,651.19	94.99
FUND/SCC-0199949	ODNR GRANTS	500.00	.00	.00	500.00	.00	100.00
0199949	ODNR GRANTS						
FUND/SCC-0199955	GRAND PIANO	6,366.00	6,366.00	.00	6,366.00	.00	100.00
0199955	GRAND PIANO						
FUND/SCC-0199956	SUPT INIATIVE GRANTS	293.46	.00	.00	.00	293.46	.00
0199956	SUPT INIATIVE GRANT						
FUND/SCC-0199965	SEF-DOC. CAMERA (KINS)	10.00	.00	.00	.00	10.00	.00
0199965	SEF-DOC. CAMERA (KI						
FUND/SCC-0199967	SEF-WORLD. LAN ART (HS)	25.19	.00	.00	.00	25.19	.00
0199967	SEF-WORLD. LAN ART						
FUND/SCC-0199971	SEF-FLEXIBLE SEATING(MUR)	2.41	.00	.00	.00	2.41	.00
0199971	SEF-FLEXIBLE SEATIN						
FUND/SCC-0199972	SEF-FLEX SEAT (KIN 2GR)	7.50	.00	.00	.00	7.50	.00
0199972	SEF-FLEX SEAT (KIN						
FUND/SCC-0199973	SEF-SCH YARD HABITAT SURR	26.19	.00	.00	.00	26.19	.00
0199973	SEF-SCH YARD HABITA						
FUND/SCC-0229014	OSHA TOURNAMENTS	7,034.55	.00	.00	7,034.55	.00	100.00
0229014	OSHA TOURNAMENTS						
FUND/SCC-0229017	UNCLIAMED FUNDS	3,591.46	.00	.00	.00	3,591.46	.00
0229017	UNCLIAMED FUNDS						
FUND/SCC-0239001	SELF-INSUR 1:1 DEVICE	155,084.13	4,662.66	15,000.00	97,775.96	42,308.17	72.72
0239001	SELF-INSUR 1:1 DEVI						
FUND/SCC-0240000	SELF-INSUR MEDICAL	13,220,610.00	1,126,670.89	2,009,162.12	11,196,925.88	14,522.00	99.89
0240000	SELF-INSUR MEDICAL						
FUND/SCC-0350000	TERMINATION BENEFITS FUND	425,000.00	.00	.00	396,834.18	28,165.82	93.37
0350000	TERMINATION BENEFIT						
FUND/SCC-2009141	STUD COUNCIL - CHAPMAN	5,861.24	.00	1,536.00	356.25	3,968.99	32.28
2009141	STUD COUNCIL - CHAP						
FUND/SCC-2009241	STUD COUNCIL - MURASKI	6,178.11	.00	.00	1,104.71	5,073.40	17.88
2009241	STUD COUNCIL - MURA						
FUND/SCC-2009242	STUD COUNCIL - KINSNER	5,687.33	218.25	440.00	1,280.82	3,966.51	30.26
2009242	STUD COUNCIL - KINS						
FUND/SCC-2009341	STUD COUNCIL - WHITNEY	39,623.45	1,779.43	2,150.20	7,212.07	30,261.18	23.63
2009341	STUD COUNCIL - WHIT						
FUND/SCC-2009342	STUD COUNCIL - SURREARER	500.00	.00	.00	.00	500.00	.00
2009342	STUD COUNCIL - SURR						
FUND/SCC-2009641	STUDENT COUNCIL - SMS	16,707.01	.00	.00	4,516.09	12,190.92	27.03
2009641	STUDENT COUNCIL - S						
FUND/SCC-2009645	GUIDANCE CLUB - SMS	863.42	.00	.00	.00	863.42	.00
2009645	GUIDANCE CLUB - SMS						
FUND/SCC-2009901	ART CLUB - SHS	1,653.41	.00	.00	.00	1,653.41	.00
2009901	ART CLUB - SHS						
FUND/SCC-2009902	STEM CLUB - SHS						

POWERSCHOOL LLC
 DATE: 05/03/2023
 TIME: 09:47:31

STRONGSVILLE CITY SCHOOL DISTRICT
 EXPENDITURE STATUS REPORT

PAGE NUMBER: 4
 EXPSTA11

SELECTION CRITERIA: ALL
 ACCOUNTING PERIOD: 10/23

SORTED BY: FUND/SCC
 TOTALED ON:
 PAGE BREAKS ON:

FUND/SCC	TITLE	BUDGET	PERIOD EXPENDITURES	ENCUMBRANCES OUTSTANDING	YEAR TO DATE EXP	AVAILABLE BALANCE	YTD/ BUD
2009902	STEM CLUB - SHS	700.00	.00	.00	.00	700.00	.00
FUND/SCC-2009904	DEBATE TEAM - SHS						
2009904	DEBATE TEAM - SHS	751.23	.00	.00	.00	751.23	.00
FUND/SCC-2009905	RED CROSS CLUB - SHS						
2009905	RED CROSS CLUB - SH	700.00	.00	.00	.00	700.00	.00
FUND/SCC-2009907	MATH CLUB - SHS						
2009907	MATH CLUB - SHS	13,000.00	769.00	1,950.00	1,970.59	9,079.41	30.16
FUND/SCC-2009909	SCIENCE CLUB - SHS						
2009909	SCIENCE CLUB - SHS	15,953.08	.00	2,044.24	42.70	13,866.14	13.08
FUND/SCC-2009912	TECHNOLOGY CLUB - SHS						
2009912	TECHNOLOGY CLUB - S	4,200.00	.00	.00	.00	4,200.00	.00
FUND/SCC-2009913	SOCIEDAD HONORARIA - SHS						
2009913	SOCIEDAD HONORARIA	3,908.00	.00	.00	.00	3,908.00	.00
FUND/SCC-2009917	FRENCH CLUB - SHS						
2009917	FRENCH CLUB - SHS	4,377.00	.00	350.00	231.39	3,795.61	13.28
FUND/SCC-2009918	GERMAN CLUB - SHS						
2009918	GERMAN CLUB - SHS	1,825.00	.00	.00	209.30	1,615.70	11.47
FUND/SCC-2009919	SPANISH CLUB - SHS						
2009919	SPANISH CLUB - SHS	2,011.19	.00	.00	.00	2,011.19	.00
FUND/SCC-2009923	CLASS OF 2023 - SHS						
2009923	CLASS OF 2023 - SHS	16,971.14	.00	1,763.96	921.46	14,285.72	15.82
FUND/SCC-2009927	BUSINESS CLUB - SHS						
2009927	BUSINESS CLUB - SHS	558.66	.00	.00	.00	558.66	.00
FUND/SCC-2009929	ROTARY CLUB - SHS						
2009929	ROTARY CLUB - SHS	1,600.00	.00	107.70	.00	1,492.30	6.73
FUND/SCC-2009932	RAYS - SHS						
2009932	RAYS - SHS	779.38	.00	.00	779.38	.00	100.00
FUND/SCC-2009941	STUDENT COUNCIL - SHS						
2009941	STUDENT COUNCIL - S	87,678.00	.00	1,839.35	25,932.88	59,905.77	31.68
FUND/SCC-2009943	CLASS OF 2022 SHS						
2009943	CLASS OF 2022 SHS	6,266.62	.00	.00	6,266.62	.00	100.00
FUND/SCC-2009945	NAT ART HNR SOCIETY - SHS						
2009945	NAT ART HNR SOCIETY	4,017.21	.00	.00	85.00	3,932.21	2.12
FUND/SCC-2009954	CLASS OF 2024 - SHS						
2009954	CLASS OF 2024 - SHS	72,020.00	2,052.10	33,389.75	3,949.60	34,680.65	51.85
FUND/SCC-2009955	CLASS OF 2025 - SHS						
2009955	CLASS OF 2025 - SHS	1,450.00	.00	.00	.00	1,450.00	.00
FUND/SCC-2009956	CLASS OF 2026 - SHS						
2009956	CLASS OF 2026 - SHS	900.00	.00	.00	.00	900.00	.00
FUND/SCC-2009961	YOUTH OPTIMIST - SHS						
2009961	YOUTH OPTIMIST - SH	1,154.00	.00	.00	.00	1,154.00	.00
FUND/SCC-2009962	RHO KAPPA NHS - SHS						
2009962	RHO KAPPA NHS - SHS	5,050.00	.00	.00	900.00	4,150.00	17.82
FUND/SCC-2009963	GERMAN HNR SOCIETY - SHS						
2009963	GERMAN HNR SOCIETY	785.00	.00	.00	200.00	585.00	25.48
FUND/SCC-2009964	ENGLISH HNR SOCIETY - SHS						

STRONGSVILLE CITY SCHOOL DISTRICT
 EXPENDITURE STATUS REPORT

SELECTION CRITERIA: ALL
 ACCOUNTING PERIOD: 10/23

SORTED BY: FUND/SCC
 TOTALED ON:
 PAGE BREAKS ON:

FUND/SCC	TITLE	BUDGET	PERIOD EXPENDITURES	ENCUMBRANCES OUTSTANDING	YEAR TO DATE EXP	AVAILABLE BALANCE	YTD/ BUD
2009964	ENGLISH HNR SOCIETY	2,239.09	236.79	.00	884.66	1,354.43	39.51
FUND/SCC-2009965	KEY CLUB - SHS						
2009965	KEY CLUB - SHS	12,328.37	1,811.61	464.00	4,114.84	7,749.53	37.14
FUND/SCC-2009985	NHS - SHS						
2009985	NHS - SHS	7,000.00	678.43	1,908.10	3,498.63	1,593.27	77.24
FUND/SCC-2009990	SPIRIT SQUAD - SHS						
2009990	SPIRIT SQUAD - SHS	2,344.43	70.52	.00	1,099.40	1,245.03	46.89
FUND/SCC-3000000	ATHLETIC DEPARTMENT						
3000000	ATHLETIC DEPARTMENT	203,018.53	12,707.59	12,298.30	178,095.34	12,624.89	93.78
FUND/SCC-3009610	SKI CLUB - SMS						
3009610	SKI CLUB - SMS	6,125.93	.00	.00	.00	6,125.93	.00
FUND/SCC-3009633	ORCHESTRA - SMS						
3009633	ORCHESTRA - SMS	23,003.96	150.00	2,000.00	9,713.90	11,290.06	50.92
FUND/SCC-3009634	BAND - SMS						
3009634	BAND - SMS	44,519.67	759.60	4,145.00	3,233.42	37,141.25	16.57
FUND/SCC-3009635	ART CLUB - SMS						
3009635	ART CLUB - SMS	5,584.70	.00	.00	.00	5,584.70	.00
FUND/SCC-3009637	VOCAL MUSIC - SMS						
3009637	VOCAL MUSIC - SMS	30,061.78	247.91	152.09	2,767.52	27,142.17	9.71
FUND/SCC-3009640	TEAM ADMIRALS - SMS						
3009640	TEAM ADMIRALS - SMS	1,012.56	.00	.00	.00	1,012.56	.00
FUND/SCC-3009641	TEAM CAPTAINS - SMS						
3009641	TEAM CAPTAINS - SMS	1,000.00	.00	.00	.00	1,000.00	.00
FUND/SCC-3009642	TEAM CRUISERS - SMS						
3009642	TEAM CRUISERS - SMS	1,000.00	.00	.00	.00	1,000.00	.00
FUND/SCC-3009643	TEAM VIKINGS - SMS						
3009643	TEAM VIKINGS - SMS	1,000.00	.00	.00	.00	1,000.00	.00
FUND/SCC-3009644	TEAM DISCOVERERS - SMS						
3009644	TEAM DISCOVERERS - SMS	1,333.10	.00	.00	325.00	1,008.10	24.38
FUND/SCC-3009645	TEAM GLOBETROTTERS - SMS						
3009645	TEAM GLOBETROTTERS - SMS	1,000.00	.00	.00	.00	1,000.00	.00
FUND/SCC-3009646	TEAM PIONEERS - SMS						
3009646	TEAM PIONEERS - SMS	1,000.00	.00	.00	.00	1,000.00	.00
FUND/SCC-3009647	TEAM SEEKERS - SMS						
3009647	TEAM SEEKERS - SMS	1,000.00	.00	.00	.00	1,000.00	.00
FUND/SCC-3009648	TEAM VANGUARDS - SMS						
3009648	TEAM VANGUARDS - SMS	2,197.77	.00	.00	340.45	1,857.32	15.49
FUND/SCC-3009649	TEAM CRUSADERS - SMS						
3009649	TEAM CRUSADERS - SMS	3,506.93	.00	.00	340.45	3,166.48	9.71
FUND/SCC-3009650	TEAM DRAGONS - SMS						
3009650	TEAM DRAGONS - SMS	6,602.48	.00	1,480.00	954.61	4,167.87	36.87
FUND/SCC-3009651	TEAM PIRATES - SMS						
3009651	TEAM PIRATES - SMS	2,053.00	.00	.00	340.45	1,712.55	16.58
FUND/SCC-3009652	TEAM VOYAGERS - SMS						
3009652	TEAM VOYAGERS - SMS	1,014.00	.00	.00	.00	1,014.00	.00
FUND/SCC-3009659	ATHLETICS M/S - SMS						

STRONGSVILLE CITY SCHOOL DISTRICT
 EXPENDITURE STATUS REPORT

SELECTION CRITERIA: ALL
 ACCOUNTING PERIOD: 10/23

SORTED BY: FUND/SCC
 TOTALED ON:
 PAGE BREAKS ON:

FUND/SCC	TITLE	BUDGET	PERIOD EXPENDITURES	ENCUMBRANCES OUTSTANDING	YEAR TO DATE EXP	AVAILABLE BALANCE	YTD/ BUD
3009659	ATHLETICS M/S - SMS	51,036.06	11,744.13	9,383.70	35,884.38	5,767.98	88.70
FUND/SCC-3009670	CD/MD CLASS - SMS						
3009670	CD/MD CLASS - SMS	2,191.39	420.00	.00	1,176.12	1,015.27	53.67
FUND/SCC-3009690	PHYS ED DEPT - SMS						
3009690	PHYS ED DEPT - SMS	7,216.82	.00	.00	938.02	6,278.80	13.00
FUND/SCC-3009901	INSTRUMENTAL UNIFOR - SHS						
3009901	INSTRUMENTAL UNIFOR	19,000.00	.00	.00	5,249.30	13,750.70	27.63
FUND/SCC-3009904	CHORAL CLOTHING - SHS						
3009904	CHORAL CLOTHING - S	2,990.26	.00	.00	.00	2,990.26	.00
FUND/SCC-3009905	BAND - SHS						
3009905	BAND - SHS	7,713.71	.00	.00	3,500.00	4,213.71	45.37
FUND/SCC-3009906	DRAMA CLUB - SHS						
3009906	DRAMA CLUB - SHS	14,050.00	289.71	623.80	4,780.38	8,645.82	38.46
FUND/SCC-3009907	ASAP - SHS						
3009907	ASAP - SHS	1,114.07	.00	.00	.00	1,114.07	.00
FUND/SCC-3009908	SEAC - SHS						
3009908	SEAC - SHS	5,281.38	.00	2,750.00	.00	2,531.38	52.07
FUND/SCC-3009909	THE STAMPEDE - SHS						
3009909	THE STAMPEDE - SHS	1,251.53	.00	.00	.00	1,251.53	.00
FUND/SCC-3009910	SKI CLUB - SHS						
3009910	SKI CLUB - SHS	24,000.00	.00	.00	.00	24,000.00	.00
FUND/SCC-3009911	BOYS LACROSSE - SHS						
3009911	BOYS LACROSSE - SHS	2,750.00	.00	.00	.00	2,750.00	.00
FUND/SCC-3009912	GIRLS LACROSSE - SHS						
3009912	GIRLS LACROSSE - SH	2,000.00	.00	.00	.00	2,000.00	.00
FUND/SCC-3009913	LEADERSHIP ACADEMY - SHS						
3009913	LEADERSHIP ACADEMY	11,273.62	139.90	.00	139.90	11,133.72	1.24
FUND/SCC-3009914	M.I.L.E UNIT - SHS						
3009914	M.I.L.E UNIT - SHS	4,600.00	.00	908.92	427.08	3,264.00	29.04
FUND/SCC-3009915	SHS MAKERS - HS						
3009915	SHS MAKERS - HS	5,675.00	.00	.00	.00	5,675.00	.00
FUND/SCC-3009916	FOOTBALL CAMP - SHS						
3009916	FOOTBALL CAMP - SHS	1,733.55	.00	.00	19.90	1,713.65	1.15
FUND/SCC-3009917	ATHLETIC PROGRAMS						
3009917	ATHLETIC PROGRAMS	36,743.00	.00	766.87	2,383.75	33,592.38	8.57
FUND/SCC-3009919	OHSAA TOURNAMENTS						
3009919	OHSAA TOURNAMENTS	75,000.00	475.00	6,396.94	16,248.12	52,354.94	30.19
FUND/SCC-3009920	BOYS TRACK - SHS						
3009920	BOYS TRACK - SHS	4,206.24	.00	88.00	757.00	3,361.24	20.09
FUND/SCC-3009921	GIRLS TRACK - SHS						
3009921	GIRLS TRACK - SHS	3,550.00	.00	88.00	.00	3,462.00	2.48
FUND/SCC-3009922	MD VOCATIONAL TRAIN -SHS						
3009922	MD VOCATIONAL TRAIN	42,755.55	2,792.65	5,972.13	24,942.41	11,841.01	72.31
FUND/SCC-3009923	ENGINEERING CLUB - HS						
3009923	ENGINEERING CLUB -	4,988.89	.00	.00	.00	4,988.89	.00
FUND/SCC-3009924	DECA - SHS						

STRONGSVILLE CITY SCHOOL DISTRICT
 EXPENDITURE STATUS REPORT

SELECTION CRITERIA: ALL
 ACCOUNTING PERIOD: 10/23

SORTED BY: FUND/SCC
 TOTALED ON:
 PAGE BREAKS ON:

FUND/SCC	TITLE	BUDGET	PERIOD EXPENDITURES	ENCUMBRANCES OUTSTANDING	YEAR TO DATE EXP	AVAILABLE BALANCE	YTD/ BUD
3009924	DECA - SHS	53,293.04	1,728.40	3,212.70	17,212.24	32,868.10	38.33
FUND/SCC-3009928	OHIO CAREER ASSOC - SHS						
3009928	OHIO CAREER ASSOC -	1,551.56	.00	.00	.00	1,551.56	.00
FUND/SCC-3009929	FCCLA - SHS						
3009929	FCCLA - SHS	1,050.00	.00	.00	.00	1,050.00	.00
FUND/SCC-3009930	DANCE TEAM - SHS						
3009930	DANCE TEAM - SHS	3,850.00	.00	44.00	1,864.24	1,941.76	49.56
FUND/SCC-3009934	GIRLS SOCCER - SHS						
3009934	GIRLS SOCCER - SHS	2,166.06	.00	.00	39.80	2,126.26	1.84
FUND/SCC-3009935	ORCHESTRA - SHS						
3009935	ORCHESTRA - SHS	18,015.76	.00	.00	913.95	17,101.81	5.07
FUND/SCC-3009936	BOYS SOCCER - SHS						
3009936	BOYS SOCCER - SHS	1,060.60	.00	.00	.00	1,060.60	.00
FUND/SCC-3009937	VOCAL MUSIC - SHS						
3009937	VOCAL MUSIC - SHS	2,760.77	.00	.00	.00	2,760.77	.00
FUND/SCC-3009939	MUSICAL PRODUCTION - SHS						
3009939	MUSICAL PRODUCTION	23,788.79	1,688.26	1,039.40	5,273.11	17,476.28	26.54
FUND/SCC-3009941	GIRLS BASKETBALL - SHS						
3009941	GIRLS BASKETBALL -	1,473.31	.00	66.00	.00	1,407.31	4.48
FUND/SCC-3009946	BOYS BASKETBALL - SHS						
3009946	BOYS BASKETBALL - S	1,705.54	.00	66.00	.00	1,639.54	3.87
FUND/SCC-3009949	BOYS VOLLEYBALL - SHS						
3009949	BOYS VOLLEYBALL - S	7,577.20	3,727.50	2,292.50	4,472.50	812.20	89.28
FUND/SCC-3009950	GIRLS VOLLEYBALL - SHS						
3009950	GIRLS VOLLEYBALL -	1,251.48	.00	.00	.00	1,251.48	.00
FUND/SCC-3009951	PROJECT SUPPORT - SHS						
3009951	PROJECT SUPPORT - S	2,586.63	.00	200.00	.00	2,386.63	7.73
FUND/SCC-3009955	GIRLS TENNIS - SHS						
3009955	GIRLS TENNIS - SHS	4,779.96	.00	.00	679.90	4,100.06	14.22
FUND/SCC-3009956	BOYS TENNIS - SHS						
3009956	BOYS TENNIS - SHS	884.29	.00	.00	22.00	862.29	2.49
FUND/SCC-3009960	SWIM TEAM - SHS						
3009960	SWIM TEAM - SHS	1,124.39	.00	124.00	.00	1,000.39	11.03
FUND/SCC-3009961	WRESTLING TEAM - SHS						
3009961	WRESTLING TEAM - SH	3,500.00	.00	.00	1,548.62	1,951.38	44.25
FUND/SCC-3009965	ICE HOCKEY - SHS						
3009965	ICE HOCKEY - SHS	800.16	.00	.00	.00	800.16	.00
FUND/SCC-3009967	LANTERN - SHS						
3009967	LANTERN - SHS	9,689.18	1,165.20	800.00	1,460.20	7,428.98	23.33
FUND/SCC-3009968	STROHIGAN - SHS						
3009968	STROHIGAN - SHS	13,119.80	.00	.00	4,192.95	8,926.85	31.96
FUND/SCC-3009970	BASEBALL - SHS						
3009970	BASEBALL - SHS	50,927.35	300.00	714.00	13,992.21	36,221.14	28.88
FUND/SCC-3009971	SOFTBALL- SHS						
3009971	SOFTBALL- SHS	1,644.42	.00	33.00	33.00	1,578.42	4.01
FUND/SCC-3009972	GIRLS CROSS COUNTRY - SHS						

STRONGSVILLE CITY SCHOOL DISTRICT
 EXPENDITURE STATUS REPORT

SELECTION CRITERIA: ALL
 ACCOUNTING PERIOD: 10/23

SORTED BY: FUND/SCC
 TOTALED ON:
 PAGE BREAKS ON:

FUND/SCC	TITLE	BUDGET	PERIOD EXPENDITURES	ENCUMBRANCES OUTSTANDING	YEAR TO DATE EXP	AVAILABLE BALANCE	YTD/ BUD
3009972	GIRLS CROSS COUNTRY	12,000.00	.00	375.00	5,332.34	6,292.66	47.56
FUND/SCC-3009975	BOYS CROSS COUNTRY - SHS						
3009975	BOYS CROSS COUNTRY	14,000.00	.00	375.00	5,717.29	7,907.71	43.52
FUND/SCC-3009976	BOYS GOLF - HS						
3009976	BOYS GOLF - HS	6,039.00	.00	.00	275.00	5,764.00	4.55
FUND/SCC-3009980	GYMNASTICS - SHS						
3009980	GYMNASTICS - SHS	650.43	.00	66.00	.00	584.43	10.15
FUND/SCC-3009985	GIRLS GOLF - SHS						
3009985	GIRLS GOLF - SHS	2,923.05	.00	.00	59.70	2,863.35	2.04
FUND/SCC-3009990	ATHLETIC TRAINER - SHS						
3009990	ATHLETIC TRAINER -	4,031.46	.00	792.44	704.55	2,534.47	37.13
FUND/SCC-3009992	FALL CHEERLEADING - SHS						
3009992	FALL CHEERLEADING -	538.02	.00	.00	.00	538.02	.00
FUND/SCC-3009996	WINTER CHEERLEADING - SHS						
3009996	WINTER CHEERLEADING	46,000.00	573.89	8,266.08	9,757.76	27,976.16	39.18
FUND/SCC-4019021	AUX SERV FY21 ST JOSEPH						
4019021	AUX SERV FY21 ST JO	29.00	.00	.00	13.18	15.82	45.45
FUND/SCC-4519023	OH K-12 CONNECTIVITY FY23						
4519023	OH K-12 CONNECTIVIT	12,600.00	.00	.00	6,300.00	6,300.00	50.00
FUND/SCC-4679020	STUDENT WELLNESS & SUCCES						
4679020	STUDENT WELLNESS &	58,624.82	2,895.66	1,655.00	39,705.67	17,264.15	70.55
FUND/SCC-4999022	PARENT MENTOR FY22						
4999022	PARENT MENTOR FY22	2,084.14	.00	.00	2,084.14	.00	100.00
FUND/SCC-4999023	PARENT MENTOR FY23						
4999023	PARENT MENTOR FY23	25,000.00	2,083.32	.00	18,749.88	6,250.12	75.00
FUND/SCC-4999122	SCHOOL SAFETY GRANT FY22						
4999122	SCHOOL SAFETY GRANT	23,716.13	.00	.00	23,716.13	.00	100.00
FUND/SCC-4999123	SCHOOL BUS PROGRAM FY23						
4999123	SCHOOL BUS PROGRAM	135,000.00	.00	135,000.00	.00	.00	100.00
FUND/SCC-4999222	SCHOOL BUS PROGRAM FY22						
4999222	SCHOOL BUS PROGRAM	135,000.00	.00	.00	135,000.00	.00	100.00
FUND/SCC-5079022	ESSER I FY22						
5079022	ESSER I FY22	4,906.86	.00	.00	4,906.86	.00	100.00
FUND/SCC-5079122	ESSER II FY22						
5079122	ESSER II FY22	151,840.62	.00	.00	151,840.62	.00	100.00
FUND/SCC-5079123	ESSER II FY23						
5079123	ESSER II FY23	542,087.74	46,386.75	.00	391,488.06	150,599.68	72.22
FUND/SCC-5079222	ESSER III FY22						
5079222	ESSER III FY22	89,389.90	.00	.00	89,389.90	.00	100.00
FUND/SCC-5079223	ESSER III FY23						
5079223	ESSER III FY23	3,264,733.77	105,881.18	.00	846,203.40	2,418,530.37	25.92
FUND/SCC-5079323	ARP HOMELESS FY23						
5079323	ARP HOMELESS FY23	12,028.01	1,360.00	5,028.01	6,885.00	115.00	99.04
FUND/SCC-5169022	IDEA-B FY22						
5169022	IDEA-B FY22	135,614.74	.00	.00	135,614.74	.00	100.00
FUND/SCC-5169023	IDEA-B FY23						

POWERSCHOOL LLC
 DATE: 05/03/2023
 TIME: 09:47:31

STRONGSVILLE CITY SCHOOL DISTRICT
 EXPENDITURE STATUS REPORT

PAGE NUMBER: 9
 EXPSTA11

SELECTION CRITERIA: ALL
 ACCOUNTING PERIOD: 10/23

SORTED BY: FUND/SCC
 TOTALED ON:
 PAGE BREAKS ON:

FUND/SCC	TITLE	BUDGET	PERIOD EXPENDITURES	ENCUMBRANCES OUTSTANDING	YEAR TO DATE EXP	AVAILABLE BALANCE	YTD/ BUD
5169023	IDEA-B FY23	1,336,062.34	96,279.55	1,301.16	846,106.36	488,654.82	63.43
FUND/SCC-5169123	ARP IDEA-B FY23						
5169123	ARP IDEA-B FY23	283,996.16	21,994.37	.00	188,402.56	95,593.60	66.34
FUND/SCC-5519022	TITLE III LEP FY22						
5519022	TITLE III LEP FY22	8,024.31	.00	.00	8,024.31	.00	100.00
FUND/SCC-5519023	TITLE III LEP FY23						
5519023	TITLE III LEP FY23	88,242.66	986.92	11,432.08	29,406.17	47,404.41	46.28
FUND/SCC-5729022	TITLE I FY22						
5729022	TITLE I FY22	70,102.81	.00	.00	70,102.81	.00	100.00
FUND/SCC-5729023	TITLE I FY23						
5729023	TITLE I FY23	674,611.08	51,347.09	24,514.52	377,168.79	272,927.77	59.54
FUND/SCC-5729122	TITLE I EOEY FY22						
5729122	TITLE I EOEY FY22	2,201.34	.00	.00	2,201.34	.00	100.00
FUND/SCC-5729123	TITLE I EOEY FY23						
5729123	TITLE I EOEY FY23	20,175.56	.00	.00	.00	20,175.56	.00
FUND/SCC-5849022	TITLE IV-A FY22						
5849022	TITLE IV-A FY22	3,995.08	.00	.00	3,995.08	.00	100.00
FUND/SCC-5849023	TITLVE IV-A FY23						
5849023	TITLVE IV-A FY23	85,890.71	9,939.97	13,360.02	30,162.07	42,368.62	50.67
FUND/SCC-5879022	EARLY CHILD SPED FY22						
5879022	EARLY CHILD SPED FY	2,295.49	.00	.00	2,295.49	.00	100.00
FUND/SCC-5879023	EARLY CHILD SPED FY23						
5879023	EARLY CHILD SPED FY	27,856.96	2,360.98	.00	20,265.44	7,591.52	72.75
FUND/SCC-5879123	ARP EARLY CHILD SPED FY23						
5879123	ARP EARLY CHILD SPE	21,018.38	1,751.46	.00	14,887.41	6,130.97	70.83
FUND/SCC-5909022	TITLE II-A FY22						
5909022	TITLE II-A FY22	28,040.06	.00	.00	28,040.06	.00	100.00
FUND/SCC-5909023	TITLE II-A FY23						
5909023	TITLE II-A FY23	289,958.27	38,379.76	23,115.44	149,618.13	117,224.70	59.57
FUND/SCC-5999023	SCHOOL SAFETY GRANT FY23						
5999023	SCHOOL SAFETY GRANT	289,043.96	.00	179,010.52	.00	110,033.44	61.93
TOTAL REPORT		141,872,159.61	33,781,931.13	6,762,788.70	113,393,126.92	21,716,243.99	84.69