

LEA Name : Conewago Valley SD
Address : 130 Berlin Rd
New Oxford , PA 17350

County : Adams
AUN Number : 112011603
LEA Type : SD

Annual Financial Report Accuracy Certification Statement

For Fiscal Year Ending
6/30/2021

Pennsylvania Department of Education
&

Office of Comptroller Operations

PDE-2056: Intermediate Unit

PDE-2057: School District, AVTS/CTC, Charter School,
and Special Program Jointure


CERTIFICATION: By signing this page I agree that the electronic data submitted is a complete and accurate statement of the financial operations and status of the local education agency for the fiscal year. It has been prepared in accordance with generally accepted accounting principles and established Commonwealth of PA reporting guidelines.



Chief School Administrator Signature

Date

11.22.2021



Board Secretary Signature

Date

11.22.2021

Lori Duncan

(717)624-2157 Ext :1012

Contact Person

Contact Person Telephone Number

duncanl@cvccolonials.org

(717)624-5020

Contact Person E-mail Address

Contact Person Fax Number

Audit Certification

Annual Financial Report:

For Fiscal Year Ending 6/30/2021

(Pursuant to PA School Code Section 218(b))

LEA Name : Conewago Valley SD

AUN Number : 112011603


County : Adams

Audit Certification Due:
12/31/2021

This certification is applicable to the Annual Financial Report data submitted through the Consolidated Financial Reporting System (CFRS).

CERTIFICATION: By signing this page I agree that the financial statements of the school have been properly audited as noted above pursuant to Article XXIV, and in the auditor's professional opinion, the Annual Financial Report (PDE-2057) submitted through CFRS is materially consistent with the audited financial statements.

Chief School Administrator




Signature

11.22.2021

Date

Board Secretary



Signature

11.22.21

Date

Lori Duncan

Contact Person

duncanl@cvcolonials.org

Contact Person E-mail Address

(717)624-2157

Contact Person Telephone Number

(717)624-5020

Contact Person Fax Number

Ext :1012

<u>Val Number</u>	<u>Description</u>	<u>Justification</u>
30685	Revenue Detail: Current Tax Revenue amount cannot exceed 50% variance from prior year amount. Correct the data or enter a justification. 6153, Current AFR Rev Detail: \$889,998.69 6153, Prior AFR Rev Detail: \$553,145.88	The housing market in our area expanded tremendously creating the large increase in the real estate transfer tax.
42420	Expenditure Detail: Total current year 2700-513 expenditure varies from prior year by 10%. Correct the data or enter a justification. 2700-513, AFR Exp Detail: \$1,875,531.09 2700-513, PY AFR Amount: \$1,695,276.83	The district had additional bus runs added. Along with additional special education runs in order to provide a safe environment for our students.
50075	SOIN: Governmental Fund, General Obligation Bond reductions exceed the amount reported as GOB principal payment expenditures in Functions 5110 and 5120, Object 910. Correct or provide a justification. SOIN, GOB Reduction: \$11,980,000.00 Expenditure Detail, Function 5110 and 5120, Object 910: \$11,865,000.00	Bond audit being completed to justify difference
50450	SESS - 2350 Legal and Accounting Services: SESS Schedule amounts for Special Education vary from prior year by 40% or more. Correct the data or enter a justification. SESS Schedule 2350: \$11,972.00 Prior Year SESS Schedule 2350: \$7,697.50	Due to Covid the district relied on the solicitor to help interpret the covid laws for special education students. The additional fees are due covid special education questions.

LEA : 112011603 Conewago Valley SD

Printed 12/3/2021 1:50:02 PM

Amounts Expressed in Whole Dollars		<u>General Fund</u> <u>(10)</u>	<u>Student Sponsored</u> <u>Activity Fund</u> <u>(21)</u>	<u>Public Purpose Trust</u> <u>(27)</u>	<u>Other Compt Approved</u> <u>(28)</u>	<u>Athletic / Activity</u> <u>(29)</u>
Assets And Deferred Outflows Of Resources						
Assets						
0100	Cash and Cash Equivalents	11,520,807				
0110	Investments					
0120	Taxes Receivable	953,590				
0130	Due From Other Funds	46,065				
0141	Due From Other Governments	550,974				
0142	State Revenue Receivable	2,077,469				
0143	Federal Revenue Receivable	1,529,229				
0145	Other Intergovernmental Revenue Receivable					
0146	Due from Primary Government					
0147	Due from Component Unit					
0150	Other Receivables	110,592				
0170	Inventories					
0180	Prepaid Expenses (Expenditures)	770,639				
0190	Other Current Assets					
Total Assets		\$17,559,365				
0910	Deferred Outflows of Resources					
Total Assets And Deferred Outflows Of Resources		\$17,559,365				

LEA : 112011603 Conewago Valley SD

Printed 12/3/2021 1:50:02 PM

Amounts Expressed in Whole Dollars		<u>Capital Reserve (690.</u> <u>1850)</u> <u>(31)</u>	<u>Capital Reserve (1431)</u> <u>(32)</u>	<u>Other Capital Projects</u> <u>Fund</u> <u>(39)</u>	<u>Debt Service</u> <u>(40)</u>	<u>Permanent</u> <u>(90)</u>
Assets And Deferred Outflows Of Resources						
Assets						
0100	Cash and Cash Equivalents		1,188,457	2,309,501		
0110	Investments					
0120	Taxes Receivable					
0130	Due From Other Funds					
0141	Due From Other Governments					
0142	State Revenue Receivable					
0143	Federal Revenue Receivable					
0145	Other Intergovernmental Revenue Receivable					
0146	Due from Primary Government					
0147	Due from Component Unit					
0150	Other Receivables					
0170	Inventories					
0180	Prepaid Expenses (Expenditures)					
0190	Other Current Assets					
Total Assets			\$1,188,457	\$2,309,501		
0910	Deferred Outflows of Resources					
Total Assets And Deferred Outflows Of Resources			\$1,188,457	\$2,309,501		

LEA : 112011603 Conewago Valley SD

Printed 12/3/2021 1:50:02 PM

Amounts Expressed in Whole Dollars		<u>Total Governmental</u> <u>Funds</u>
Assets And Deferred Outflows Of Resources		
Assets		
0100 Cash and Cash Equivalents	15,018,765	
0110 Investments		
0120 Taxes Receivable	953,590	
0130 Due From Other Funds	46,065	
0141 Due From Other Governments	550,974	
0142 State Revenue Receivable	2,077,469	
0143 Federal Revenue Receivable	1,529,229	
0145 Other Intergovernmental Revenue Receivable		
0146 Due from Primary Government		
0147 Due from Component Unit		
0150 Other Receivables	110,592	
0170 Inventories		
0180 Prepaid Expenses (Expenditures)	770,639	
0190 Other Current Assets		
Total Assets	\$21,057,323	
0910 Deferred Outflows of Resources		
Total Assets And Deferred Outflows Of Resources	\$21,057,323	

LEA : 112011603 Conewago Valley SD

Printed 12/3/2021 1:50:02 PM

Amounts Expressed in Whole Dollars	<u>General Fund</u> <u>(10)</u>	<u>Student Sponsored</u> <u>Activity Fund</u> <u>(21)</u>	<u>Public Purpose Trust</u> <u>(27)</u>	<u>Other Compt Approved</u> <u>(28)</u>	<u>Athletic / Activity</u> <u>(29)</u>
Liabilities And Deferred Inflows Of Resources And Fund Balances					
Liabilities					
0400 Due to Other Funds	97,874				
0411 Due to Other Governments					
0412 Due to Primary Government					
0413 Due to Component Unit					
0420 Accounts Payable	65,939				
0430 Contracts Payable					
0440 Current Portion of Long-Term Debt					
0450 Short-Term Payables					
0461 Accrued Salaries and Benefits	5,197,838				
0462 Payroll Deductions and Withholding	2,381,336				
0480 Unearned Revenues	953,590				
0490 Other Current Liabilities	1,054,037				
Total Liabilities	\$9,750,614				
0950 Deferred Inflows of Resources					
Fund Balances					
0810 Nonspendable Fund Balance					
0820 Restricted Fund Balance					
0830 Committed Fund Balance					
0840 Assigned Fund Balance	7,422,830				
0850 Unassigned Fund Balance	385,921				
Total Fund Balances	\$7,808,751				
Total Liabilities, Deferred Inflows Of Resources And Fund Balances	\$17,559,365				

LEA : 112011603 Conewago Valley SD

Printed 12/3/2021 1:50:02 PM

Amounts Expressed in Whole Dollars		<u>Capital Reserve (690.</u> <u>1850)</u> <u>(31)</u>	<u>Capital Reserve (1431)</u> <u>(32)</u>	<u>Other Capital Projects</u> <u>Fund</u> <u>(39)</u>	<u>Debt Service</u> <u>(40)</u>	<u>Permanent</u> <u>(90)</u>
Liabilities And Deferred Inflows Of Resources And Fund Balances						
Liabilities						
0400	Due to Other Funds					
0411	Due to Other Governments					
0412	Due to Primary Government					
0413	Due to Component Unit					
0420	Accounts Payable		11,884			
0430	Contracts Payable					
0440	Current Portion of Long-Term Debt					
0450	Short-Term Payables					
0461	Accrued Salaries and Benefits					
0462	Payroll Deductions and Withholding					
0480	Unearned Revenues					
0490	Other Current Liabilities					
Total Liabilities			\$11,884			
0950	Deferred Inflows of Resources					
Fund Balances						
0810	Nonspendable Fund Balance					
0820	Restricted Fund Balance					
0830	Committed Fund Balance					
0840	Assigned Fund Balance		1,176,573	2,309,501		
0850	Unassigned Fund Balance					
Total Fund Balances			\$1,176,573	\$2,309,501		
Total Liabilities, Deferred Inflows Of Resources And Fund Balances			\$1,188,457	\$2,309,501		

LEA : 112011603 Conewago Valley SD

Printed 12/3/2021 1:50:02 PM

Amounts Expressed in Whole Dollars		<u>Total Governmental</u> <u>Funds</u>
Liabilities And Deferred Inflows Of Resources And Fund Balances		
Liabilities		
0400 Due to Other Funds		97,874
0411 Due to Other Governments		
0412 Due to Primary Government		
0413 Due to Component Unit		
0420 Accounts Payable		77,823
0430 Contracts Payable		
0440 Current Portion of Long-Term Debt		
0450 Short-Term Payables		
0461 Accrued Salaries and Benefits		5,197,838
0462 Payroll Deductions and Withholding		2,381,336
0480 Unearned Revenues		953,590
0490 Other Current Liabilities		1,054,037
Total Liabilities		\$9,762,498
0950 Deferred Inflows of Resources		
Fund Balances		
0810 Nonspendable Fund Balance		
0820 Restricted Fund Balance		
0830 Committed Fund Balance		
0840 Assigned Fund Balance		10,908,904
0850 Unassigned Fund Balance		385,921
Total Fund Balances		\$11,294,825
Total Liabilities, Deferred Inflows Of Resources And Fund Balances		\$21,057,323

Amounts Expressed in Whole Dollars	<u>General Fund</u> <u>(10)</u>	<u>Student Sponsored</u> <u>Activity Fund</u> <u>(21)</u>	<u>Public Purpose Trust</u> <u>(27)</u>	<u>Other Compt Approved</u> <u>(28)</u>	<u>Athletic / Activity</u> <u>(29)</u>
Revenues					
6000 Revenue from Local Sources	41,289,788				
7000 Revenue from State Sources	21,330,981				
8000 Revenue from Federal Sources	2,499,340				
Total Revenues	\$65,120,109				
Expenditures					
1000 Instruction	45,700,189				
2000 Support Services	15,655,879				
3000 Operation of Non-Instructional Services	953,353				
4000 Facilities Acquisition, Construction and Improvement Services					
5110 Debt Service	3,428,214				
5130 Refund of Prior Year Revenues / Receipts					
Total Expenditures	\$65,737,635				
Excess (Deficiency) Of Revenues Over Expenditures	(\$617,526)				
Other Financing Sources (Uses)					
9110 Face Value of Bonds Issued					
9120 Proceeds from Refunding of Bonds	9,550,000				
9130 Bond Premiums					
9200 Proceeds from Extended-Term Financing					
9300 Interfund Transfers - IN					
9400 Sale of or Compensation for Loss of Fixed Assets					
9710 Transfers from Component Units					
9720 Transfers from Primary Governments					
9910 Other Financing Sources Not Listed in the 9000 Series					
9990 Insurance Recoveries					
5120 Debt Service – Refunded Bonds	9,550,000				
5150 Bond Discounts					
5200 Interfund Transfers – Out					
5300 Transfers Out to Component Units/Primary Governments					
Total Other Financing Sources (Uses)	\$0				

Amounts Expressed in Whole Dollars		<u>Capital Reserve (690.</u> <u>1850)</u> <u>(31)</u>	<u>Capital Reserve (1431)</u> <u>(32)</u>	<u>Other Capital Projects</u> <u>Fund</u> <u>(39)</u>	<u>Debt Service</u> <u>(40)</u>	<u>Permanent</u> <u>(90)</u>
Revenues						
6000	Revenue from Local Sources		97	397		
7000	Revenue from State Sources					
8000	Revenue from Federal Sources					
Total Revenues			\$97	\$397		
Expenditures						
1000	Instruction					
2000	Support Services					
3000	Operation of Non-Instructional Services					
4000	Facilities Acquisition, Construction and Improvement Services		85,695	291,117		
5110	Debt Service					
5130	Refund of Prior Year Revenues / Receipts					
Total Expenditures			\$85,695	\$291,117		
Excess (Deficiency) Of Revenues Over Expenditures			(\$85,598)	(\$290,720)		
Other Financing Sources (Uses)						
9110	Face Value of Bonds Issued					
9120	Proceeds from Refunding of Bonds					
9130	Bond Premiums					
9200	Proceeds from Extended-Term Financing					
9300	Interfund Transfers - IN					
9400	Sale of or Compensation for Loss of Fixed Assets					
9710	Transfers from Component Units					
9720	Transfers from Primary Governments					
9910	Other Financing Sources Not Listed in the 9000 Series					
9990	Insurance Recoveries					
5120	Debt Service – Refunded Bonds					
5150	Bond Discounts					
5200	Interfund Transfers – Out					
5300	Transfers Out to Component Units/Primary Governments					
Total Other Financing Sources (Uses)						

Amounts Expressed in Whole Dollars		<u>Total Governmental Funds</u>
Revenues		
6000	Revenue from Local Sources	41,290,282
7000	Revenue from State Sources	21,330,981
8000	Revenue from Federal Sources	2,499,340
Total Revenues		\$65,120,603
Expenditures		
1000	Instruction	45,700,189
2000	Support Services	15,655,879
3000	Operation of Non-Instructional Services	953,353
4000	Facilities Acquisition, Construction and Improvement Services	376,812
5110	Debt Service	3,428,214
5130	Refund of Prior Year Revenues / Receipts	
Total Expenditures		\$66,114,447
Excess (Deficiency) Of Revenues Over Expenditures		(\$993,844)
Other Financing Sources (Uses)		
9110	Face Value of Bonds Issued	
9120	Proceeds from Refunding of Bonds	9,550,000
9130	Bond Premiums	
9200	Proceeds from Extended-Term Financing	
9300	Interfund Transfers - IN	
9400	Sale of or Compensation for Loss of Fixed Assets	
9710	Transfers from Component Units	
9720	Transfers from Primary Governments	
9910	Other Financing Sources Not Listed in the 9000 Series	
9990	Insurance Recoveries	
5120	Debt Service – Refunded Bonds	9,550,000
5150	Bond Discounts	
5200	Interfund Transfers – Out	
5300	Transfers Out to Component Units/Primary Governments	
Total Other Financing Sources (Uses)		\$0

Amounts Expressed in Whole Dollars		<u>General Fund</u> <u>(10)</u>	<u>Student Sponsored</u> <u>Activity Fund</u> <u>(21)</u>	<u>Public Purpose Trust</u> <u>(27)</u>	<u>Other Compt Approved</u> <u>(28)</u>	<u>Athletic / Activity</u> <u>(29)</u>
Special And Extraordinary Items						
9920	Special Items – Gains					
9930	Extraordinary Items – Gains					
5520	Special Items – Losses					
5530	Extraordinary Items – Losses					
Net Change In Fund Balances		(\$617,526)				
Fund Balance						
0001	Fund Balance - Beginning of Fiscal Year	8,426,278				
Fund Balance - End Of Year		\$7,808,752				

Amounts Expressed in Whole Dollars		<u>Capital Reserve (690.</u> <u>1850)</u> <u>(31)</u>	<u>Capital Reserve (1431)</u> <u>(32)</u>	<u>Other Capital Projects</u> <u>Fund</u> <u>(39)</u>	<u>Debt Service</u> <u>(40)</u>	<u>Permanent</u> <u>(90)</u>
Special And Extraordinary Items						
9920	Special Items – Gains					
9930	Extraordinary Items – Gains					
5520	Special Items – Losses					
5530	Extraordinary Items – Losses					
Net Change In Fund Balances			(\$85,598)	(\$290,720)		
Fund Balance						
0001	Fund Balance - Beginning of Fiscal Year		1,262,171	2,600,221		
Fund Balance - End Of Year			\$1,176,573	\$2,309,501		

Amounts Expressed in Whole Dollars		<u>Total Governmental</u> <u>Funds</u>
Special And Extraordinary Items		
9920	Special Items – Gains	
9930	Extraordinary Items – Gains	
5520	Special Items – Losses	
5530	Extraordinary Items – Losses	
Net Change In Fund Balances		(\$993,844)
Fund Balance		
0001	Fund Balance - Beginning of Fiscal Year	12,288,670
Fund Balance - End Of Year		\$11,294,826

LEA : 112011603 Conewago Valley SD

Printed 12/3/2021 1:50:13 PM

Amounts Expressed in Whole Dollars		<u>Food Service</u> <u>(51)</u>	<u>Child Care</u> <u>Operations</u> <u>(52)</u>	<u>Other Enterprise</u> <u>(58)</u>	<u>TOTAL</u>	<u>Internal Service</u> <u>(60)</u>
Assets And Deferred Outflows Of Resources						
Current Assets						
0100	Cash and Cash Equivalents	861,205			861,205	
0110	Investments					
0130	Due From Other Funds	97,874			97,874	
0141	Due From Other Governments	399			399	
0142	State Revenue Receivable					
0143	Federal Revenue Receivable					
0146	Due from Primary Government					
0147	Due from Component Unit					
0150	Other Receivables					
0170	Inventories	49,789			49,789	
0180	Prepaid Expenses (Expenditures)					
0190	Other Current Assets					
Total Current Assets		\$1,009,267			\$1,009,267	
Noncurrent Assets						
0211	Land					
0212	Site Improvements (Net)					
0220	Buildings and Building Improvements (Net)					
0230	Machinery, Equipment and Furniture (Net)	113,562			113,562	
0250	Construction in Progress					
0260	Long Term Prepayments					
0290	Other Noncurrent Assets					
Total Noncurrent Assets		\$113,562			\$113,562	
0910	Deferred Outflows of Resources					
Total Assets And Deferred Outflows Of Resources		\$1,122,829			\$1,122,829	

Amounts Expressed in Whole Dollars	<u>Food Service</u> <u>(51)</u>	<u>Child Care</u> <u>Operations</u> <u>(52)</u>	<u>Other Enterprise</u> <u>(58)</u>	<u>TOTAL</u>	<u>Internal Service</u> <u>(60)</u>
Liabilities And Deferred Inflows Of Resources And Net Position					
Current Liabilities					
0400 Due to Other Funds	46,065			46,065	
0411 Due to Other Governments					
0413 Due to Component Unit					
0420 Accounts Payable					
0430 Contracts Payable					
0440 Current Portion of Long-Term Debt					
0450 Short-Term Payables					
0461 Accrued Salaries and Benefits	16			16	
0462 Payroll Deductions and Withholding					
0480 Unearned Revenues	72,974			72,974	
0490 Other Current Liabilities					
Total Current Liabilities	\$119,055			\$119,055	
Noncurrent Liabilities					
0510 Bonds Payable					
0520 Extended-Term Financing Agreements Payable					
0530 Lease-Purchase Obligations					
0540 Accumulated Compensated Absences	25,610			25,610	
0550 Authority Lease Obligations					
0560 Other Post-Employment Benefits (OPEB)					
0570 Net Pension Liability					
0599 Other Noncurrent Liabilities					
Total Noncurrent Liabilities	\$25,610			\$25,610	
Total Liabilities	\$144,665			\$144,665	
0950 Deferred Inflows of Resources					
Net Position					
0791 Net Investment in Capital Assets					
0008 Restricted Net Position (0792 – 0798)					
0799 Unrestricted Net Position	978,164			978,164	
Total Net Position	\$978,164			\$978,164	
Total Liabilities And Deferred Inflows Of Resources And Net Position	\$1,122,829			\$1,122,829	

Amounts Expressed in Whole Dollars	<u>Food Service</u> <u>(51)</u>	<u>Child Care Operations</u> <u>(52)</u>	<u>Other Enterprise</u> <u>(58)</u>	<u>TOTAL</u>	<u>Internal Service</u> <u>(60)</u>
Operating Revenues					
6600 Food Service Revenue	69,837			69,837	
0071 Charges for Services					
0072 Other Operating Revenue					
Total Operating Revenues	\$69,837			\$69,837	
Operating Expenses					
100 Personnel Services – Salaries	465,579			465,579	
200 Personnel Services – Employee Benefits	312,637			312,637	
300 Purchased Professional and Technical Services	1,697			1,697	
400 Purchased Property Services	7,731			7,731	
500 Other Purchased Services	97			97	
600 Supplies	420,211			420,211	
740 Depreciation	6,000			6,000	
810 Dues and Fees					
880 Refunds of Prior Years' Receipts					
890 Miscellaneous Expenditures					
Total Operating Expenses	\$1,213,952			\$1,213,952	
Operating Income (Loss)	(\$1,144,115)			(\$1,144,115)	
Non Operating Revenues (Expenses)					
6500 Earnings on Investments	134			134	
6920 Contributions and Donations from Private Sources					
6930 Gains or Losses on Sale of Fixed Assets					
6991 Refunds of a Prior Year Expenditure					
7000 Revenue from State Sources	130,770			130,770	
8000 Revenue from Federal Sources	979,274			979,274	
9990 Insurance Recoveries					
820 Claims and Judgments Against the LEA					
830 Interest					
TOTAL Non Operating Revenues (Expenses)	\$1,110,178			\$1,110,178	
Income (Loss) Before Contributions And Transfers	(\$33,937)			(\$33,937)	

Amounts Expressed in Whole Dollars	<u>Food Service</u> <u>(51)</u>	<u>Child Care Operations</u> <u>(52)</u>	<u>Other Enterprise</u> <u>(58)</u>	<u>TOTAL</u>	<u>Internal Service</u> <u>(60)</u>
Contributions, Transfers, and Special and Extraordinary Items					
5200 Interfund Transfers – Out					
5300 Transfers Out to Component Units/Primary Governments					
5520 Special Items – Losses					
5530 Extraordinary Items – Losses					
9300 Interfund Transfers - IN					
9500 Capital Contributions					
9700 Transfers IN From Component Units/Primary Governments					
9920 Special Items – Gains					
9930 Extraordinary Items – Gains					
Change In Net Position	(\$33,937)			(\$33,937)	
0002 Net Position - Beginning of Fiscal Year	1,012,101			1,012,101	
0003 Accounting Changes / Residual Equity Transfers					
Net Position - End Of Year	\$978,164			\$978,164	

LEA : 112011603 Conewago Valley SD

Printed 12/3/2021 1:50:26 PM

Amounts Expressed in Whole Dollars		<u>Food Service</u> <u>(51)</u>	<u>Child Care Operations</u> <u>(52)</u>	<u>Other Enterprise</u> <u>(58)</u>	<u>TOTAL</u>	<u>Internal Service(60)</u>
Cash Flows From Operating Activities						
0011	Cash Receipts From Users	67,855			67,855	
0012	Cash Receipts From Assessments Made to Other Funds					
0013	Cash Receipts From Earnings on Investments					
0014	Cash Receipts From Other Operating Revenue					
0015	Cash Payments To Employees For Services	780,072			780,072	
0016	Cash Payments For Insurance Claims					
0017	Cash Payments To Suppliers For Goods and Services	692,923			692,923	
0018	Cash Payments For Other Operating Expenses					
Net Cash Provided By (Used For) Operating Activities		(\$1,405,140)			(\$1,405,140)	
Cash Flows From Non-Capital Financing Activities						
0021	Receipts From Local Sources - 6000					
0022	Receipts From State Sources - 7000	130,769			130,769	
0023	Receipts From Federal Sources -8000	979,274			979,274	
0024	Notes and Loans Received (Repaid)					
0025	Interest Paid on Notes/Loans - 5100-830					
0026	Operating Transfers In (Out)/Residual Equity Trans					
0027	Operating Transfers In (Out) Primary Government / Comp Unit					
0028	Receipts From Refund of Prior Year Expenditures - 6991					
0029	Special and Extraordinary Gains (losses)					
0030	Receipts from Insurance Recoveries -9990					
Net Cash Prov By (Used for) Non-Capital Financing Activities		\$1,110,043			\$1,110,043	
Cash Flows From Capital and Related Financing Activities						
0031	Payments For Fac Acq, Const, and Imp - 4000					
0032	Gain / (Loss) on Sale of Fixed Assets - 6930					
0033	Proceeds From Extended Term Financing - 9200					
0034	Principal Paid on Financing Agreements					
0035	Interest Paid on Financing Agreements - 5100-830					
0036	(Inc) Dec in Contributed Capital					
Net Cash Prov By (Used for) Capital and Related Financing Activities						
Cash Flows From Investing Activities						
0041	Earnings on Investments - 6500	134			134	
0042	Purchase of Inv Securities / Deposits to Inv Pools					
0043	Receipts From Investment Pool Withdrawals					
0044	Proceeds from Sale and Maturity of Inv Securities					

LEA : 112011603 Conewago Valley SD

Printed 12/3/2021 1:50:26 PM

0045 Loans Received (Paid)

Net Cash Prov By (Used for) Investing Activities	\$134	\$134
--	-------	-------

LEA : 112011603 Conewago Valley SD

Printed 12/3/2021 1:50:26 PM

	<u>Food Service</u> <u>(51)</u>	<u>Child Care Operations</u> <u>(52)</u>	<u>Other Enterprise</u> <u>(58)</u>	<u>TOTAL</u>	<u>Internal Service</u> <u>(60)</u>
Net Increase (Decrease) in Cash Flows	(294,963)			(294,963)	
0004 Cash and Cash Equivalents Beginning of Year	1,156,168			1,156,168	
Cash and Cash Equivalents at Year End	\$861,205			\$861,205	
<hr/>					
Reconciliation of Operating Income (Loss) To Net Cash Provided by (Used For) Operating Activities					
0005 Operating Income (Loss) per REP	(1,144,115)			(1,144,115)	
Adjustments					
0051 Depreciation and Net Amortization	6,000			6,000	
0052 Provision for Uncollectible Accounts					
0053 Other Adjustments					
Effect of Changes in Assets, Liabilities, Deferred Outflows and Deferred Inflows					
0054 (Inc) Dec In Accounts Receivable (0120-0150)	(377)			(377)	
0055 Advances to Other Funds (0160)	(89,826)			(89,826)	
0056 (Inc) Dec in Inventories (0170)	(457)			(457)	
0057 (Inc) Dec in Prepaid Expenses (0180)					
0058 (Inc) Dec in Other Current or Noncurrent Assets					
0064 Deferred Outflows (0910)					
0059 Inc (Dec) in Accounts Payable (0400-0450)					
0060 Inc (Dec) in Accrued Salaries/Benefits (0461)	(1,577)			(1,577)	
0065 Inc (Dec) in Net Pension Liabilities (0570)					
0066 Inc (Dec) in Other Postemp Benefit Oblig (0560)	(172,904)			(172,904)	
0061 Inc (Dec) in Payroll Deductions/Withholding (0462)					
0062 Inc (Dec) in Unearned Revenue (0480)	(1,605)			(1,605)	
0063 Inc (Dec) in Other Current or Noncurrent Liabilities	(279)			(279)	
0067 Deferred Inflows (0950)					
Total Adjustments	(\$261,025)			(\$261,025)	
Cash Provided By (Used for) Total	(\$1,405,140)			(\$1,405,140)	
<hr/>					

COMBINED STATEMENT OF CASH FLOWS
SCHEDULE OF NONCASH INVESTING, CAPITAL, AND FINANCING ACTIVITIES

Explanation of Transaction and Balance Sheet Effect	Amount
Total	

LEA : 112011603 Conewago Valley SD

Printed 12/3/2021 1:50:28 PM

Amounts Expressed in Whole Dollars		<u>Private Purpose Trust</u> <u>(71)</u>	<u>Investment Trust</u> <u>(72)</u>	<u>Pension Trust</u> <u>(73)</u>	<u>Student Activity Custodial</u> <u>(81)</u>
Assets And Deferred Outflows Of Resources					
Assets					
0100	Cash and Cash Equivalents	273,264			253,968
0110	Investments				
0130	Due From Other Funds				
0140	Due from Other Governments, Primary Government and Component Units				
0150	Other Receivables				
0170	Inventories				
0180	Prepaid Expenses (Expenditures)				
0190	Other Current Assets				
0220	Buildings and Building Improvements (Net)				
0230	Machinery, Equipment and Furniture (Net)				
Total Assets		\$273,264			\$253,968
0910	Deferred Outflows of Resources				
Total Assets And Deferred Outflows Of Resources		\$273,264			\$253,968

LEA : 112011603 Conewago Valley SD

Printed 12/3/2021 1:50:28 PM

Amounts Expressed in Whole Dollars		<u>Other Custodial</u> <u>(89)</u>	<u>Fiduciary Component Units</u> <u>(98)</u>	<u>Total Fiduciary Funds</u>
Assets And Deferred Outflows Of Resources				
Assets				
0100	Cash and Cash Equivalents			527,232
0110	Investments			
0130	Due From Other Funds			
0140	Due from Other Governments, Primary Government and Component Units			
0150	Other Receivables			
0170	Inventories			
0180	Prepaid Expenses (Expenditures)			
0190	Other Current Assets			
0220	Buildings and Building Improvements (Net)			
0230	Machinery, Equipment and Furniture (Net)			
Total Assets				\$527,232
0910	Deferred Outflows of Resources			
Total Assets And Deferred Outflows Of Resources				\$527,232

LEA : 112011603 Conewago Valley SD

Printed 12/3/2021 1:50:28 PM

Amounts Expressed in Whole Dollars		<u>Private Purpose Trust</u>	<u>Investment Trust</u>	<u>Pension Trust</u>	<u>Student Activity Custodial</u>
		<u>(71)</u>	<u>(72)</u>	<u>(73)</u>	<u>(81)</u>
Liabilities, Deferred Inflows Of Resources And Net Position					
Liabilities					
0400	Due to Other Funds				
0410	Due to Other Governments, Primary Government and Component Units				
0420	Accounts Payable				
0430	Contracts Payable				
0450	Short-Term Payables				
0460	Payroll Accruals and Withholdings				
0480	Unearned Revenues				
0490	Other Current Liabilities				253,968
Total Liabilities					\$253,968
0950	Deferred Inflows of Resources				
Net Position					
0791	Net Investment in Capital Assets				
0009	Restricted Net Position (0792 – 0798)	273,264			
0799	Unrestricted Net Position				
Total Net Position		\$273,264			
Total Liabilities, Deferred Inflows Of Resources And Net Position		\$273,264			\$253,968

LEA : 112011603 Conewago Valley SD

Printed 12/3/2021 1:50:28 PM

Amounts Expressed in Whole Dollars		<u>Other Custodial</u> <u>(89)</u>	<u>Fiduciary Component Units</u> <u>(98)</u>	<u>Total Fiduciary Funds</u>
Liabilities, Deferred Inflows Of Resources And Net Position				
Liabilities				
0400	Due to Other Funds			
0410	Due to Other Governments, Primary Government and Component Units			
0420	Accounts Payable			
0430	Contracts Payable			
0450	Short-Term Payables			
0460	Payroll Accruals and Withholdings			
0480	Unearned Revenues			
0490	Other Current Liabilities			253,968
Total Liabilities				\$253,968
0950	Deferred Inflows of Resources			
Net Position				
0791	Net Investment in Capital Assets			
0009	Restricted Net Position (0792 – 0798)			273,264
0799	Unrestricted Net Position			
Total Net Position				\$273,264
Total Liabilities, Deferred Inflows Of Resources And Net Position				\$527,232

LEA : 112011603 Conewago Valley SD

Printed 12/3/2021 1:50:30 PM

Amounts Expressed in Whole Dollars	<u>Private Purpose Trust</u> <u>(71)</u>	<u>Investment Trust</u> <u>(72)</u>	<u>Pension Trust</u> <u>(73)</u>	<u>Student Activity</u> <u>Custodial</u> <u>(81)</u>	<u>Other Custodial</u> <u>(89)</u>	<u>Fiduciary Component</u> <u>Units</u> <u>(98)</u>
Additions						
0091 Gifts and Contributions	26					
0095 Net Investment Earnings						
0092 Other Additions						
Deductions						
0093 Scholarships Awarded	3,593					
0094 Other Deductions						
Change In Net Position	(\$3,567)					
0006 Net Position – Beginning of Fiscal Year	276,831					
0007 Net Position Held in Trust for Pension Benefits						
Net Position - End of Fiscal Year	\$273,264					

LEA : 112011603 Conewago Valley SD

Printed 12/3/2021 1:50:30 PM

Amounts Expressed in Whole Dollars		<u>Total Fiduciary</u>
		<u>Funds</u>
Additions		
0091	Gifts and Contributions	26
0095	Net Investment Earnings	
0092	Other Additions	
Deductions		
0093	Scholarships Awarded	3,593
0094	Other Deductions	
Change In Net Position		(\$3,567)
0006	Net Position – Beginning of Fiscal Year	276,831
0007	Net Position Held in Trust for Pension Benefits	
Net Position - End of Fiscal Year		\$273,264

	Revenue Reported In Current Year	Current Year Tax Accrual	Prior Year Tax Accrual	Taxes Collected In Current Year
Revenue from Local Sources				
6111 Current Real Estate Taxes	30,992,387.77			30,992,387.77
6113 Public Utility Realty Taxes	35,989.81			35,989.81
6120 Current Per Capita Taxes, Section 679	91,210.60			91,210.60
6141 Current Act 511 Per Capita Taxes	91,210.60			91,210.60
6143 Current Act 511 Local Services Taxes	59,670.37			59,670.37
6151 Current Act 511 Earned Income Taxes	7,265,072.08			7,265,072.08
6153 Current Act 511 Real Estate Transfer Taxes	889,998.69			889,998.69
6154 Current Act 511 Amusement Taxes	32,039.88			32,039.88
6411 Delinquent Real Estate Taxes	755,179.70			755,179.70
6420 Delinquent Per Capita Taxes, Section 679	7,622.97			7,622.97
6440 Delinquent Local Enabling Taxes - Flat Rate Assessments	7,622.93			7,622.93
6500 Earnings on Investments	6,426.89			
6831 Federal Revenue Received from Other Pennsylvania Public LEAs	625,458.00			
6832 Federal IDEA Revenue Received as Pass Through	9,900.00			
6910 Rentals	18,000.00			
6941 Regular Day School Tuition	10,998.00			
6944 Receipts from Other LEAs in Pennsylvania - Education	2,237.06			
6949 Other Tuition from Patrons	378,762.56			
6999 Other Revenues Not Specified Above	10,000.00			
TOTAL Revenue from Local Sources	\$41,289,787.91			\$40,228,005.40

	Revenue Reported In Current Year			
<u>Revenue from State Sources</u>				
7111 Basic Education Funding-Formula	9,318,178.99			
7112 Basic Education Funding-Social Security	1,214,348.05			
7160 Tuition for Orphans Subsidy	41,815.49			
7250 Migratory Children	1,000.00			
7271 Special Education funds for School-Aged Pupils	2,107,771.35			
7311 Pupil Transportation Subsidy	1,223,831.20			
7312 Nonpublic and Charter School Pupil Transportation Subsidy	115,500.00			
7320 Rental and Sinking Fund Payments / Building Reimbursement Subsidy	419,585.44			
7330 Health Services (Medical, Dental, Nurse, Act 25)	82,308.21			
7340 State Property Tax Reduction Allocation	920,564.60			
7505 Ready to Learn Block Grant	573,730.00			
7599 Other State Revenue Not Listed Elsewhere in the 7000 Series	6,400.00			
7820 State Share of Retirement Contributions	5,305,947.42			
TOTAL Revenue from State Sources	\$21,330,980.75			

	Revenue Reported In Current Year			
<u>Revenue from Federal Sources</u>				
8514 NCLB, Title I - Improving the Academic Achievement of the Disadvantaged	552,246.24			
8515 NCLB, Title II - Preparing, Training and Recruiting High Quality Teachers and Principals	96,308.68			
8516 NCLB, Title III - Language Instruction for Limited English Proficient and Immigrant Students	14,851.00			
8517 NCLB, Title IV - 21St Century Schools	46,688.32			
8741 Elementary and Secondary School Emergency Relief Fund (ESSER)	528,165.00			
8742 Governor's Emergency Education Relief Fund (GEER)	154,340.48			
8743 ESSER II - Elementary and Secondary School Emergency Relief Fund	408,239.54			
8749 Other CARES Act Funding	435,825.00			
8810 School-Based Access Medicaid Reimbursement Program (SBAP) Reimbursements (Access)	262,676.10			
TOTAL Revenue from Federal Sources	\$2,499,340.36			

	Revenue Reported In Current Year	
<u>Other Financing Sources</u>		
9120 Proceeds from Refunding of Bonds	9,550,000.00	
TOTAL Other Financing Sources	\$9,550,000.00	
TOTAL FROM ALL SOURCES	\$74,670,109.02	\$40,228,005.40

LEA : 112011603 Conewago Valley SD

Printed 12/3/2021 1:50:36 PM

	<u>General Fund (10)</u>	<u>Student Sponsored Activity Fund (21)</u>	<u>Public Purpose Trust (27)</u>	<u>Other Compt Approved (28)</u>	<u>Athletic / Activity (29)</u>	<u>Capital Reserve (690, 1850) (31)</u>
6000 Revenue from Local Sources						
6111 Current Real Estate Taxes	30,992,387.77					
6113 Public Utility Realty Taxes	35,989.81					
6120 Current Per Capita Taxes, Section 679	91,210.60					
6141 Current Act 511 Per Capita Taxes	91,210.60					
6143 Current Act 511 Local Services Taxes	59,670.37					
6151 Current Act 511 Earned Income Taxes	7,265,072.08					
6153 Current Act 511 Real Estate Transfer Taxes	889,998.69					
6154 Current Act 511 Amusement Taxes	32,039.88					
6411 Delinquent Real Estate Taxes	755,179.70					
6420 Delinquent Per Capita Taxes, Section 679	7,622.97					
6440 Delinquent Local Enabling Taxes - Flat Rate Assessments	7,622.93					
6500 Earnings on Investments	6,426.89					
6831 Federal Revenue Received from Other Pennsylvania Public LEAs	625,458.00					
6832 Federal IDEA Revenue Received as Pass Through	9,900.00					
6910 Rentals	18,000.00					
6941 Regular Day School Tuition	10,998.00					
6944 Receipts from Other LEAs in Pennsylvania - Education	2,237.06					
6949 Other Tuition from Patrons	378,762.56					
6999 Other Revenues Not Specified Above	10,000.00					
6000 Total Revenue from Local Sources	\$41,289,787.91					
7000 Revenue from State Sources						
7111 Basic Education Funding-Formula	9,318,178.99					
7112 Basic Education Funding-Social Security	1,214,348.05					
7160 Tuition for Orphans Subsidy	41,815.49					
7250 Migratory Children	1,000.00					
7271 Special Education funds for School-Aged Pupils	2,107,771.35					
7311 Pupil Transportation Subsidy	1,223,831.20					
7312 Nonpublic and Charter School Pupil Transportation Subsidy	115,500.00					
7320 Rental and Sinking Fund Payments / Building Reimbursement Subsidy	419,585.44					
7330 Health Services (Medical, Dental, Nurse, Act 25)	82,308.21					
7340 State Property Tax Reduction Allocation	920,564.60					
7505 Ready to Learn Block Grant	573,730.00					
7599 Other State Revenue Not Listed Elsewhere in the 7000 Series	6,400.00					
7820 State Share of Retirement Contributions	5,305,947.42					
7000 Total Revenue from State Sources	\$21,330,980.75					

LEA : 112011603 Conewago Valley SD

Printed 12/3/2021 1:50:36 PM

	<u>Capital Reserve</u> <u>(1431) (32)</u>	<u>Other Capital</u> <u>Projects Fund (39)</u>	<u>Debt Service (40)</u>	<u>Permanent (90)</u>	<u>Total</u>
6000 Revenue from Local Sources					
6111 Current Real Estate Taxes					30,992,387.77
6113 Public Utility Realty Taxes					35,989.81
6120 Current Per Capita Taxes, Section 679					91,210.60
6141 Current Act 511 Per Capita Taxes					91,210.60
6143 Current Act 511 Local Services Taxes					59,670.37
6151 Current Act 511 Earned Income Taxes					7,265,072.08
6153 Current Act 511 Real Estate Transfer Taxes					889,998.69
6154 Current Act 511 Amusement Taxes					32,039.88
6411 Delinquent Real Estate Taxes					755,179.70
6420 Delinquent Per Capita Taxes, Section 679					7,622.97
6440 Delinquent Local Enabling Taxes - Flat Rate Assessments					7,622.93
6500 Earnings on Investments	97.00	397.00			6,920.89
6831 Federal Revenue Received from Other Pennsylvania Public LEAs					625,458.00
6832 Federal IDEA Revenue Received as Pass Through					9,900.00
6910 Rentals					18,000.00
6941 Regular Day School Tuition					10,998.00
6944 Receipts from Other LEAs in Pennsylvania - Education					2,237.06
6949 Other Tuition from Patrons					378,762.56
6999 Other Revenues Not Specified Above					10,000.00
6000 Total Revenue from Local Sources	\$97.00	\$397.00			\$41,290,281.91
7000 Revenue from State Sources					
7111 Basic Education Funding-Formula					9,318,178.99
7112 Basic Education Funding-Social Security					1,214,348.05
7160 Tuition for Orphans Subsidy					41,815.49
7250 Migratory Children					1,000.00
7271 Special Education funds for School-Aged Pupils					2,107,771.35
7311 Pupil Transportation Subsidy					1,223,831.20
7312 Nonpublic and Charter School Pupil Transportation Subsidy					115,500.00
7320 Rental and Sinking Fund Payments / Building Reimbursement Subsidy					419,585.44
7330 Health Services (Medical, Dental, Nurse, Act 25)					82,308.21
7340 State Property Tax Reduction Allocation					920,564.60
7505 Ready to Learn Block Grant					573,730.00
7599 Other State Revenue Not Listed Elsewhere in the 7000 Series					6,400.00
7820 State Share of Retirement Contributions					5,305,947.42
7000 Total Revenue from State Sources					\$21,330,980.75

LEA : 112011603 Conewago Valley SD

Printed 12/3/2021 1:50:36 PM

	<u>General Fund (10)</u>	<u>Student Sponsored Activity Fund (21)</u>	<u>Public Purpose Trust (27)</u>	<u>Other Compt Approved (28)</u>	<u>Athletic / Activity (29)</u>	<u>Capital Reserve (690, 1850) (31)</u>
8000 Revenue from Federal Sources						
8514 NCLB, Title I - Improving the Academic Achievement of the Disadvantaged	552,246.24					
8515 NCLB, Title II - Preparing, Training and Recruiting High Quality Teachers and Principals	96,308.68					
8516 NCLB, Title III - Language Instruction for Limited English Proficient and Immigrant Students	14,851.00					
8517 NCLB, Title IV - 21st Century Schools	46,688.32					
8741 Elementary and Secondary School Emergency Relief Fund (ESSER)	528,165.00					
8742 Governor's Emergency Education Relief Fund (GEER)	154,340.48					
8743 ESSER II - Elementary and Secondary School Emergency Relief Fund	408,239.54					
8749 Other CARES Act Funding	435,825.00					
8810 School-Based Access Medicaid Reimbursement Program (SBAP) Reimbursements (Access)	262,676.10					
8000 Total Revenue from Federal Sources	\$2,499,340.36					
9000 Other Financing Sources						
9120 Proceeds from Refunding of Bonds	9,550,000.00					
9000 Total Other Financing Sources	\$9,550,000.00					
Total From All Sources	\$74,670,109.02					

LEA : 112011603 Conewago Valley SD

Printed 12/3/2021 1:50:36 PM

	<u>Capital Reserve</u> <u>(1431) (32)</u>	<u>Other Capital</u> <u>Projects Fund (39)</u>	<u>Debt Service (40)</u>	<u>Permanent (90)</u>	<u>Total</u>
8000 Revenue from Federal Sources					
8514 NCLB, Title I - Improving the Academic Achievement of the Disadvantaged					552,246.24
8515 NCLB, Title II - Preparing, Training and Recruiting High Quality Teachers and Principals					96,308.68
8516 NCLB, Title III - Language Instruction for Limited English Proficient and Immigrant Students					14,851.00
8517 NCLB, Title IV - 21st Century Schools					46,688.32
8741 Elementary and Secondary School Emergency Relief Fund (ESSER)					528,165.00
8742 Governor's Emergency Education Relief Fund (GEER)					154,340.48
8743 ESSER II - Elementary and Secondary School Emergency Relief Fund					408,239.54
8749 Other CARES Act Funding					435,825.00
8810 School-Based Access Medicaid Reimbursement Program (SBAP) Reimbursements (Access)					262,676.10
8000 Total Revenue from Federal Sources					\$2,499,340.36
9000 Other Financing Sources					
9120 Proceeds from Refunding of Bonds					9,550,000.00
9000 Total Other Financing Sources					\$9,550,000.00
Total From All Sources	\$97.00	\$397.00			\$74,670,603.02

LEA : 112011603 Conewago Valley SD

Printed 12/3/2021 1:50:41 PM

	<u>General Fund (10)</u>	<u>Student Sponsored Activity Fund (21)</u>	<u>Public Purpose Trust (27)</u>	<u>Other Compt Approved (28)</u>	<u>Athletic / Activity (29)</u>	<u>Capital Reserve (690. 1850) (31)</u>
Revenue from Local Sources	41,289,787.91					
Revenue from State Sources	21,330,980.75					
Revenue from Federal Sources	2,499,340.36					
Other Financing Sources	9,550,000.00					
Total From All Sources	\$74,670,109.02					

LEA : 112011603 Conewago Valley SD

Printed 12/3/2021 1:50:41 PM

	<u>Capital Reserve (1431)</u> <u>(32)</u>	<u>Other Capital Projects</u> <u>Fund (39)</u>	<u>Debt Service (40)</u>	<u>Permanent (90)</u>	<u>Total</u>
Revenue from Local Sources	97.00	397.00			41,290,281.91
Revenue from State Sources					21,330,980.75
Revenue from Federal Sources					2,499,340.36
Other Financing Sources					9,550,000.00
Total From All Sources	\$97.00	\$397.00			\$74,670,603.02

LEA : 112011603 Conewago Valley SD

Printed 12/3/2021 1:50:45 PM

General Fund (10)	
1000 Instruction	<u>Total</u>
100 <u>Personnel Services – Salaries</u>	
100 Personnel Services – Salaries	21,275,498.32
Total Personnel Services – Salaries	\$21,275,498.32
200 <u>Personnel Services – Employee Benefits</u>	
210 Group Insurance – Contracted Provider	4,518,074.82
220 Social Security Contributions	1,556,985.54
230 PSERS Retirement Contributions	7,318,115.15
260 Workers' Compensation	109,984.00
Total Personnel Services – Employee Benefits	\$13,503,159.51
300 <u>Purchased Professional and Technical Services</u>	
322 Professional Educational Services – Ius	5,088,071.33
323 Professional Educational Services – Other Educational Agencies	661,206.07
329 Professional Educational Services – Other	34,806.48
330 Other Professional Services	12,099.04
Total Purchased Professional and Technical Services	\$5,796,182.92
400 <u>Purchased Property Services</u>	
430 Repairs and Maintenance Services	134,974.93
Total Purchased Property Services	\$134,974.93
500 <u>Other Purchased Services</u>	
561 Tuition To Other School Districts Within the State	837,183.61
562 Tuition To Pennsylvania Charter Schools	3,767,203.16
564 Tuition To Career and Technology Centers	174,241.02
567 Tuition To Approved Private Schools (APS) and PA Chartered Schools for the Deaf and Blind	33,042.71
568 Tuition To Private Residential Rehabilitative Institutions (PRRI) [In-State] and Detention Centers	14,276.60
580 Travel	2,013.01
Total Other Purchased Services	\$4,827,960.11
600 <u>Supplies</u>	
610 General Supplies	125,525.96
640 Books and Periodicals	23,178.46
Total Supplies	\$148,704.42
700 <u>Property</u>	
752 Capital Equipment – Original and Additional	10,000.00
Total Property	\$10,000.00
800 <u>Other Objects</u>	
890 Miscellaneous Expenditures	3,709.00
Total Other Objects	\$3,709.00
Total 1000 Instruction	\$45,700,189.21

LEA : 112011603 Conewago Valley SD

Printed 12/3/2021 1:50:45 PM

General Fund (10)

1100 Regular Programs – Elementary / Secondary

	<u>Elementary</u>	<u>Secondary</u>	<u>Federal</u>	<u>Total</u>
100 <u>Personnel Services – Salaries</u>				
100 Personnel Services – Salaries	9,154,279.48	6,640,776.70	211,965.34	16,007,021.52
Total Personnel Services – Salaries	\$9,154,279.48	\$6,640,776.70	\$211,965.34	\$16,007,021.52
200 <u>Personnel Services – Employee Benefits</u>				
210 Group Insurance – Contracted Provider	1,739,551.27	1,487,261.96		3,226,813.23
220 Social Security Contributions	708,805.50	493,204.52		1,202,010.02
230 PSERS Retirement Contributions	3,334,293.28	2,320,654.56		5,654,947.84
260 Workers' Compensation	54,039.34	51,262.18		105,301.52
Total Personnel Services – Employee Benefits	\$5,836,689.39	\$4,352,383.22		\$10,189,072.61
300 <u>Purchased Professional and Technical Services</u>				
322 Professional Educational Services – Ius		3,312.00		3,312.00
323 Professional Educational Services – Other Educational Agencies	30,473.88	43,408.14	9,541.52	83,423.54
329 Professional Educational Services – Other	6,414.64	7,840.12		14,254.76
Total Purchased Professional and Technical Services	\$36,888.52	\$54,560.26	\$9,541.52	\$100,990.30
400 <u>Purchased Property Services</u>				
430 Repairs and Maintenance Services	60,527.26	46,053.55		106,580.81
Total Purchased Property Services	\$60,527.26	\$46,053.55		\$106,580.81
500 <u>Other Purchased Services</u>				
561 Tuition To Other School Districts Within the State	18,720.28	22,880.34		41,600.62
562 Tuition To Pennsylvania Charter Schools	1,695,241.42	2,071,961.74		3,767,203.16
568 Tuition To Private Residential Rehabilitative Institutions (PRRI) [In-State] and Detention Centers	6,424.47	7,852.13		14,276.60
Total Other Purchased Services	\$1,720,386.17	\$2,102,694.21		\$3,823,080.38
600 <u>Supplies</u>				
610 General Supplies	64,811.09	86,666.57	170,872.20	322,349.86
640 Books and Periodicals	8,230.27	12,038.16		20,268.43
Total Supplies	\$73,041.36	\$98,704.73	\$170,872.20	\$342,618.29
800 <u>Other Objects</u>				
890 Miscellaneous Expenditures		340.00		340.00
Total Other Objects		\$340.00		\$340.00
Total 1100 Regular Programs – Elementary / Secondary	\$16,881,812.18	\$13,295,512.67	\$392,379.06	\$30,569,703.91

LEA : 112011603 Conewago Valley SD

Printed 12/3/2021 1:50:45 PM

General Fund (10)				
1110 Regular Programs	<u>Elementary</u>	<u>Secondary</u>	<u>Federal</u>	<u>Total</u>
100 <u>Personnel Services – Salaries</u>				
100 Personnel Services – Salaries	9,154,279.48	6,640,776.70	211,965.34	16,007,021.52
Total Personnel Services – Salaries	\$9,154,279.48	\$6,640,776.70	\$211,965.34	\$16,007,021.52
200 <u>Personnel Services – Employee Benefits</u>				
210 Group Insurance – Contracted Provider	1,739,551.27	1,487,261.96		3,226,813.23
220 Social Security Contributions	708,805.50	493,204.52		1,202,010.02
230 PSERS Retirement Contributions	3,334,293.28	2,320,654.56		5,654,947.84
260 Workers' Compensation	54,039.34	51,262.18		105,301.52
Total Personnel Services – Employee Benefits	\$5,836,689.39	\$4,352,383.22		\$10,189,072.61
300 <u>Purchased Professional and Technical Services</u>				
322 Professional Educational Services – Ius		3,312.00		3,312.00
323 Professional Educational Services – Other Educational Agencies	30,473.88	43,408.14	9,541.52	83,423.54
329 Professional Educational Services – Other	6,414.64	7,840.12		14,254.76
Total Purchased Professional and Technical Services	\$36,888.52	\$54,560.26	\$9,541.52	\$100,990.30
400 <u>Purchased Property Services</u>				
430 Repairs and Maintenance Services	60,527.26	46,053.55		106,580.81
Total Purchased Property Services	\$60,527.26	\$46,053.55		\$106,580.81
500 <u>Other Purchased Services</u>				
561 Tuition To Other School Districts Within the State	18,720.28	22,880.34		41,600.62
562 Tuition To Pennsylvania Charter Schools	1,695,241.42	2,071,961.74		3,767,203.16
568 Tuition To Private Residential Rehabilitative Institutions (PRRI) [In-State] and Detention Centers	6,424.47	7,852.13		14,276.60
Total Other Purchased Services	\$1,720,386.17	\$2,102,694.21		\$3,823,080.38
600 <u>Supplies</u>				
610 General Supplies	64,811.09	86,666.57	170,872.20	322,349.86
640 Books and Periodicals	8,230.27	12,038.16		20,268.43
Total Supplies	\$73,041.36	\$98,704.73	\$170,872.20	\$342,618.29
800 <u>Other Objects</u>				
890 Miscellaneous Expenditures		340.00		340.00
Total Other Objects		\$340.00		\$340.00
Total 1110 Regular Programs	\$16,881,812.18	\$13,295,512.67	\$392,379.06	\$30,569,703.91

LEA : 112011603 Conewago Valley SD

Printed 12/3/2021 1:50:45 PM

General Fund (10)

1200 Special Programs – Elementary / Secondary

	<u>Elementary</u>	<u>Secondary</u>	<u>Federal</u>	<u>Total</u>
100 <u>Personnel Services – Salaries</u>				
100 Personnel Services – Salaries	1,491,322.77	1,889,037.08		3,380,359.85
Total Personnel Services – Salaries	\$1,491,322.77	\$1,889,037.08		\$3,380,359.85
200 <u>Personnel Services – Employee Benefits</u>				
210 Group Insurance – Contracted Provider	400,331.12	460,547.74		860,878.86
220 Social Security Contributions	109,904.05	139,609.14		249,513.19
230 PSERS Retirement Contributions	513,914.84	652,057.53		1,165,972.37
260 Workers' Compensation	1,581.47	1,756.32		3,337.79
Total Personnel Services – Employee Benefits	\$1,025,731.48	\$1,253,970.73		\$2,279,702.21
300 <u>Purchased Professional and Technical Services</u>				
322 Professional Educational Services – Ius	2,197,808.13	2,255,864.20	625,458.00	5,079,130.33
323 Professional Educational Services – Other Educational Agencies	120,377.39	399,324.80		519,702.19
329 Professional Educational Services – Other	7,764.70	4,968.49		12,733.19
330 Other Professional Services	5,514.44	6,584.60		12,099.04
Total Purchased Professional and Technical Services	\$2,331,464.66	\$2,666,742.09	\$625,458.00	\$5,623,664.75
500 <u>Other Purchased Services</u>				
561 Tuition To Other School Districts Within the State	219,242.13	576,340.86		795,582.99
567 Tuition To Approved Private Schools (APS) and PA Chartered Schools for the Deaf and Blind	14,869.22	18,173.49		33,042.71
580 Travel	1,927.91	85.10		2,013.01
Total Other Purchased Services	\$236,039.26	\$594,599.45		\$830,638.71
600 <u>Supplies</u>				
610 General Supplies	(145,317.43)	(145,232.74)		(290,550.17)
640 Books and Periodicals		285.84		285.84
Total Supplies	(\$145,317.43)	(\$144,946.90)		(\$290,264.33)
800 <u>Other Objects</u>				
890 Miscellaneous Expenditures	2,854.00	400.00		3,254.00
Total Other Objects	\$2,854.00	\$400.00		\$3,254.00
Total 1200 Special Programs – Elementary / Secondary	\$4,942,094.74	\$6,259,802.45	\$625,458.00	\$11,827,355.19

LEA : 112011603 Conewago Valley SD

Printed 12/3/2021 1:50:45 PM

General Fund (10)

1210 Life Skills Support

	<u>Elementary</u>	<u>Secondary</u>	<u>Federal</u>	<u>Total</u>
100 <u>Personnel Services – Salaries</u>				
100 Personnel Services – Salaries	185,377.61	334,561.80		519,939.41
Total Personnel Services – Salaries	\$185,377.61	\$334,561.80		\$519,939.41
200 <u>Personnel Services – Employee Benefits</u>				
210 Group Insurance – Contracted Provider	89,804.58	170,605.93		260,410.51
220 Social Security Contributions	13,580.94	24,628.19		38,209.13
230 PSERS Retirement Contributions	63,792.67	115,213.83		179,006.50
260 Workers' Compensation	263.86	398.71		662.57
Total Personnel Services – Employee Benefits	\$167,442.05	\$310,846.66		\$478,288.71
300 <u>Purchased Professional and Technical Services</u>				
322 Professional Educational Services – Ius	111,400.54	75,730.42		187,130.96
Total Purchased Professional and Technical Services	\$111,400.54	\$75,730.42		\$187,130.96
600 <u>Supplies</u>				
610 General Supplies	834.61	2,262.76		3,097.37
Total Supplies	\$834.61	\$2,262.76		\$3,097.37
Total 1210 Life Skills Support	\$465,054.81	\$723,401.64		\$1,188,456.45

LEA : 112011603 Conewago Valley SD

Printed 12/3/2021 1:50:45 PM

General Fund (10)

1220 Sensory Support

	<u>Elementary</u>	<u>Secondary</u>	<u>Federal</u>	<u>Total</u>
300 <u>Purchased Professional and Technical Services</u>				
322 Professional Educational Services – Ius	355,164.80	441,005.55		796,170.35
323 Professional Educational Services – Other Educational Agencies	52,172.91	2,324.36		54,497.27
Total Purchased Professional and Technical Services	\$407,337.71	\$443,329.91		\$850,667.62
600 <u>Supplies</u>				
610 General Supplies	363.97	47.97		411.94
Total Supplies	\$363.97	\$47.97		\$411.94
Total 1220 Sensory Support	\$407,701.68	\$443,377.88		\$851,079.56

LEA : 112011603 Conewago Valley SD

Printed 12/3/2021 1:50:45 PM

General Fund (10)

1230 Emotional Support

	<u>Elementary</u>	<u>Secondary</u>	<u>Federal</u>	<u>Total</u>
100 <u>Personnel Services – Salaries</u>				
100 Personnel Services – Salaries		60,913.18		60,913.18
Total Personnel Services – Salaries		\$60,913.18		\$60,913.18
200 <u>Personnel Services – Employee Benefits</u>				
210 Group Insurance – Contracted Provider		14,316.76		14,316.76
220 Social Security Contributions		4,375.86		4,375.86
230 PSERS Retirement Contributions		20,930.57		20,930.57
260 Workers' Compensation		75.29		75.29
Total Personnel Services – Employee Benefits		\$39,698.48		\$39,698.48
300 <u>Purchased Professional and Technical Services</u>				
322 Professional Educational Services – Ius	1,307,359.00	1,318,850.63	625,458.00	3,251,667.63
323 Professional Educational Services – Other Educational Agencies	48,661.26	97,892.48		146,553.74
Total Purchased Professional and Technical Services	\$1,356,020.26	\$1,416,743.11	\$625,458.00	\$3,398,221.37
500 <u>Other Purchased Services</u>				
561 Tuition To Other School Districts Within the State	179,842.63	278,665.52		458,508.15
Total Other Purchased Services	\$179,842.63	\$278,665.52		\$458,508.15
600 <u>Supplies</u>				
610 General Supplies	(155,494.07)	(155,648.54)		(311,142.61)
Total Supplies	(\$155,494.07)	(\$155,648.54)		(\$311,142.61)
Total 1230 Emotional Support	\$1,380,368.82	\$1,640,371.75	\$625,458.00	\$3,646,198.57

LEA : 112011603 Conewago Valley SD

Printed 12/3/2021 1:50:45 PM

General Fund (10)

1240 Academic Support

	<u>Elementary</u>	<u>Secondary</u>	<u>Federal</u>	<u>Total</u>
100 <u>Personnel Services – Salaries</u>				
100 Personnel Services – Salaries	65,550.11	81,055.39		146,605.50
Total Personnel Services – Salaries	\$65,550.11	\$81,055.39		\$146,605.50
200 <u>Personnel Services – Employee Benefits</u>				
210 Group Insurance – Contracted Provider	23,769.54	14,834.99		38,604.53
220 Social Security Contributions	4,778.64	5,901.86		10,680.50
230 PSERS Retirement Contributions	22,621.29	27,745.38		50,366.67
260 Workers' Compensation	71.93	73.01		144.94
Total Personnel Services – Employee Benefits	\$51,241.40	\$48,555.24		\$99,796.64
300 <u>Purchased Professional and Technical Services</u>				
322 Professional Educational Services – Ius	39,976.80			39,976.80
323 Professional Educational Services – Other Educational Agencies		10,408.81		10,408.81
329 Professional Educational Services – Other	1,528.20	1,368.49		2,896.69
Total Purchased Professional and Technical Services	\$41,505.00	\$11,777.30		\$53,282.30
500 <u>Other Purchased Services</u>				
561 Tuition To Other School Districts Within the State		49,189.68		49,189.68
Total Other Purchased Services		\$49,189.68		\$49,189.68
600 <u>Supplies</u>				
610 General Supplies	7,954.82	6,430.62		14,385.44
Total Supplies	\$7,954.82	\$6,430.62		\$14,385.44
Total 1240 Academic Support	\$166,251.33	\$197,008.23		\$363,259.56

LEA : 112011603 Conewago Valley SD

Printed 12/3/2021 1:50:45 PM

General Fund (10)

1241 Learning Support – Public	<u>Elementary</u>	<u>Secondary</u>	<u>Federal</u>	<u>Total</u>
300 <u>Purchased Professional and Technical Services</u>				
322 Professional Educational Services – Ius	39,976.80			39,976.80
323 Professional Educational Services – Other Educational Agencies		10,408.81		10,408.81
329 Professional Educational Services – Other	1,403.20	1,368.49		2,771.69
Total Purchased Professional and Technical Services	\$41,380.00	\$11,777.30		\$53,157.30
500 <u>Other Purchased Services</u>				
561 Tuition To Other School Districts Within the State		49,189.68		49,189.68
Total Other Purchased Services		\$49,189.68		\$49,189.68
600 <u>Supplies</u>				
610 General Supplies	7,954.82	6,250.18		14,205.00
Total Supplies	\$7,954.82	\$6,250.18		\$14,205.00
Total 1241 Learning Support – Public	\$49,334.82	\$67,217.16		\$116,551.98

LEA : 112011603 Conewago Valley SD

Printed 12/3/2021 1:50:45 PM

General Fund (10)

1243 Gifted Support	Elementary	Secondary	Federal	Total
100 <u>Personnel Services – Salaries</u>				
100 Personnel Services – Salaries	65,550.11	81,055.39		146,605.50
Total Personnel Services – Salaries	\$65,550.11	\$81,055.39		\$146,605.50
200 <u>Personnel Services – Employee Benefits</u>				
210 Group Insurance – Contracted Provider	23,769.54	14,834.99		38,604.53
220 Social Security Contributions	4,778.64	5,901.86		10,680.50
230 PSERS Retirement Contributions	22,621.29	27,745.38		50,366.67
260 Workers' Compensation	71.93	73.01		144.94
Total Personnel Services – Employee Benefits	\$51,241.40	\$48,555.24		\$99,796.64
300 <u>Purchased Professional and Technical Services</u>				
329 Professional Educational Services – Other	125.00			125.00
Total Purchased Professional and Technical Services	\$125.00			\$125.00
600 <u>Supplies</u>				
610 General Supplies		180.44		180.44
Total Supplies		\$180.44		\$180.44
Total 1243 Gifted Support	\$116,916.51	\$129,791.07		\$246,707.58

LEA : 112011603 Conewago Valley SD

Printed 12/3/2021 1:50:45 PM

General Fund (10)

1270 Multi-Handicapped Support	<u>Elementary</u>	<u>Secondary</u>	<u>Federal</u>	<u>Total</u>
300 <u>Purchased Professional and Technical Services</u>				
322 Professional Educational Services – lus	235,356.41	254,421.58		489,777.99
Total Purchased Professional and Technical Services	\$235,356.41	\$254,421.58		\$489,777.99
500 <u>Other Purchased Services</u>				
561 Tuition To Other School Districts Within the State		94,467.50		94,467.50
Total Other Purchased Services		\$94,467.50		\$94,467.50
600 <u>Supplies</u>				
610 General Supplies		49.10		49.10
Total Supplies		\$49.10		\$49.10
Total 1270 Multi-Handicapped Support	\$235,356.41	\$348,938.18		\$584,294.59

LEA : 112011603 Conewago Valley SD

Printed 12/3/2021 1:50:45 PM

General Fund (10)				
1290 Special Programs - Other Support	<u>Elementary</u>	<u>Secondary</u>	<u>Federal</u>	<u>Total</u>
100 <u>Personnel Services – Salaries</u>				
100 Personnel Services – Salaries	1,240,395.05	1,412,506.71		2,652,901.76
Total Personnel Services – Salaries	\$1,240,395.05	\$1,412,506.71		\$2,652,901.76
200 <u>Personnel Services – Employee Benefits</u>				
210 Group Insurance – Contracted Provider	286,757.00	260,790.06		547,547.06
220 Social Security Contributions	91,544.47	104,703.23		196,247.70
230 PSERS Retirement Contributions	427,500.88	488,167.75		915,668.63
260 Workers' Compensation	1,245.68	1,209.31		2,454.99
Total Personnel Services – Employee Benefits	\$807,048.03	\$854,870.35		\$1,661,918.38
300 <u>Purchased Professional and Technical Services</u>				
322 Professional Educational Services – Ius	148,550.58	165,856.02		314,406.60
323 Professional Educational Services – Other Educational Agencies	19,543.22	288,699.15		308,242.37
329 Professional Educational Services – Other	6,236.50	3,600.00		9,836.50
330 Other Professional Services	5,514.44	6,584.60		12,099.04
Total Purchased Professional and Technical Services	\$179,844.74	\$464,739.77		\$644,584.51
500 <u>Other Purchased Services</u>				
561 Tuition To Other School Districts Within the State	39,399.50	154,018.16		193,417.66
567 Tuition To Approved Private Schools (APS) and PA Chartered Schools for the Deaf and Blind	14,869.22	18,173.49		33,042.71
580 Travel	1,927.91	85.10		2,013.01
Total Other Purchased Services	\$56,196.63	\$172,276.75		\$228,473.38
600 <u>Supplies</u>				
610 General Supplies	1,023.24	1,625.35		2,648.59
640 Books and Periodicals		285.84		285.84
Total Supplies	\$1,023.24	\$1,911.19		\$2,934.43
800 <u>Other Objects</u>				
890 Miscellaneous Expenditures	2,854.00	400.00		3,254.00
Total Other Objects	\$2,854.00	\$400.00		\$3,254.00
Total 1290 Special Programs - Other Support	\$2,287,361.69	\$2,906,704.77		\$5,194,066.46

LEA : 112011603 Conewago Valley SD

Printed 12/3/2021 1:50:45 PM

General Fund (10)				
1300 Vocational Education	<u>Elementary</u>	<u>Secondary</u>	<u>Federal</u>	<u>Total</u>
100 <u>Personnel Services – Salaries</u>				
100 Personnel Services – Salaries		1,242,895.20		1,242,895.20
Total Personnel Services – Salaries		\$1,242,895.20		\$1,242,895.20
200 <u>Personnel Services – Employee Benefits</u>				
210 Group Insurance – Contracted Provider		297,459.18		297,459.18
220 Social Security Contributions		91,060.78		91,060.78
230 PSERS Retirement Contributions		428,150.47		428,150.47
260 Workers' Compensation		1,191.49		1,191.49
Total Personnel Services – Employee Benefits		\$817,861.92		\$817,861.92
300 <u>Purchased Professional and Technical Services</u>				
323 Professional Educational Services – Other Educational Agencies		58,080.34		58,080.34
Total Purchased Professional and Technical Services		\$58,080.34		\$58,080.34
400 <u>Purchased Property Services</u>				
430 Repairs and Maintenance Services		28,394.12		28,394.12
Total Purchased Property Services		\$28,394.12		\$28,394.12
500 <u>Other Purchased Services</u>				
564 Tuition To Career and Technology Centers		174,241.02		174,241.02
Total Other Purchased Services		\$174,241.02		\$174,241.02
600 <u>Supplies</u>				
610 General Supplies		79,178.13		79,178.13
640 Books and Periodicals		2,624.19		2,624.19
Total Supplies		\$81,802.32		\$81,802.32
700 <u>Property</u>				
752 Capital Equipment – Original and Additional		10,000.00		10,000.00
Total Property		\$10,000.00		\$10,000.00
800 <u>Other Objects</u>				
890 Miscellaneous Expenditures		115.00		115.00
Total Other Objects		\$115.00		\$115.00
Total 1300 Vocational Education		\$2,413,389.92		\$2,413,389.92

LEA : 112011603 Conewago Valley SD

Printed 12/3/2021 1:50:45 PM

General Fund (10)

1400 Other Instructional Programs – Elementary / Secondary	<u>Elementary</u>	<u>Secondary</u>	<u>Federal</u>	<u>Total</u>
100 <u>Personnel Services – Salaries</u>				
100 Personnel Services – Salaries	5,965.52	194,105.23	445,151.00	645,221.75
Total Personnel Services – Salaries	\$5,965.52	\$194,105.23	\$445,151.00	\$645,221.75
200 <u>Personnel Services – Employee Benefits</u>				
210 Group Insurance – Contracted Provider	606.62	41,085.93	91,231.00	132,923.55
220 Social Security Contributions	444.24	13,957.31		14,401.55
230 PSERS Retirement Contributions	2,058.70	66,985.77		69,044.47
260 Workers' Compensation	3.42	149.78		153.20
Total Personnel Services – Employee Benefits	\$3,112.98	\$122,178.79	\$91,231.00	\$216,522.77
Total 1400 Other Instructional Programs – Elementary / Secondary	\$9,078.50	\$316,284.02	\$536,382.00	\$861,744.52

LEA : 112011603 Conewago Valley SD

Printed 12/3/2021 1:50:45 PM

General Fund (10)

1410 Drivers' Education

	<u>Elementary</u>	<u>Secondary</u>	<u>Federal</u>	<u>Total</u>
100 <u>Personnel Services – Salaries</u>				
100 Personnel Services – Salaries		175,552.50		175,552.50
Total Personnel Services – Salaries		\$175,552.50		\$175,552.50
200 <u>Personnel Services – Employee Benefits</u>				
210 Group Insurance – Contracted Provider		40,061.57		40,061.57
220 Social Security Contributions		12,555.19		12,555.19
230 PSERS Retirement Contributions		60,583.22		60,583.22
260 Workers' Compensation		142.76		142.76
Total Personnel Services – Employee Benefits		\$113,342.74		\$113,342.74
Total 1410 Drivers' Education		\$288,895.24		\$288,895.24

LEA : 112011603 Conewago Valley SD

Printed 12/3/2021 1:50:45 PM

General Fund (10)

1430 Homebound Instruction	<u>Elementary</u>	<u>Secondary</u>	<u>Federal</u>	<u>Total</u>
100 <u>Personnel Services – Salaries</u>				
100 Personnel Services – Salaries	5,965.52	18,552.73		24,518.25
Total Personnel Services – Salaries	\$5,965.52	\$18,552.73		\$24,518.25
200 <u>Personnel Services – Employee Benefits</u>				
210 Group Insurance – Contracted Provider	606.62	1,024.36		1,630.98
220 Social Security Contributions	444.24	1,402.12		1,846.36
230 PSERS Retirement Contributions	2,058.70	6,402.55		8,461.25
260 Workers' Compensation	3.42	7.02		10.44
Total Personnel Services – Employee Benefits	\$3,112.98	\$8,836.05		\$11,949.03
Total 1430 Homebound Instruction	\$9,078.50	\$27,388.78		\$36,467.28

LEA : 112011603 Conewago Valley SD

Printed 12/3/2021 1:50:45 PM

General Fund (10)

1490 Additional Other Instructional Programs	<u>Elementary</u>	<u>Secondary</u>	<u>Federal</u>	<u>Total</u>
100 <u>Personnel Services – Salaries</u>				
100 Personnel Services – Salaries			445,151.00	445,151.00
Total Personnel Services – Salaries			\$445,151.00	\$445,151.00
200 <u>Personnel Services – Employee Benefits</u>				
210 Group Insurance – Contracted Provider			91,231.00	91,231.00
Total Personnel Services – Employee Benefits			\$91,231.00	\$91,231.00
Total 1490 Additional Other Instructional Programs			\$536,382.00	\$536,382.00

LEA : 112011603 Conewago Valley SD

Printed 12/3/2021 1:50:45 PM

General Fund (10)

1500 Nonpublic School Programs

	<u>Elementary</u>	<u>Secondary</u>	<u>Federal</u>	<u>Total</u>
300 <u>Purchased Professional and Technical Services</u>				
322 Professional Educational Services – Ius			5,629.00	5,629.00
329 Professional Educational Services – Other			7,818.53	7,818.53
Total Purchased Professional and Technical Services			\$13,447.53	\$13,447.53
600 <u>Supplies</u>				
610 General Supplies			14,548.14	14,548.14
Total Supplies			\$14,548.14	\$14,548.14
Total 1500 Nonpublic School Programs			\$27,995.67	\$27,995.67

LEA : 112011603 Conewago Valley SD

Printed 12/3/2021 1:50:50 PM

General Fund (10)

2000 Support Services

Total

100	<u>Personnel Services – Salaries</u>	
100	Personnel Services – Salaries	5,116,352.70
Total Personnel Services – Salaries		\$5,116,352.70
200	<u>Personnel Services – Employee Benefits</u>	
210	Group Insurance – Contracted Provider	1,718,003.33
220	Social Security Contributions	380,640.07
230	PSERS Retirement Contributions	1,713,323.70
240	Tuition Reimbursement	326,241.32
260	Workers' Compensation	4,349.42
Total Personnel Services – Employee Benefits		\$4,142,557.84
300	<u>Purchased Professional and Technical Services</u>	
329	Professional Educational Services – Other	1,066,975.61
330	Other Professional Services	820,506.33
Total Purchased Professional and Technical Services		\$1,887,481.94
400	<u>Purchased Property Services</u>	
410	Cleaning Services	107,862.70
420	Utility Services	589,091.77
430	Repairs and Maintenance Services	18,356.28
460	Extermination Services	4,956.00
Total Purchased Property Services		\$720,266.75
500	<u>Other Purchased Services</u>	
513	Contracted Carriers	1,875,531.09
516	Student Transportation Services From the IU	597,798.62
522	Automotive Liability Insurance	4,228.00
523	General Property and Liability Insurance	134,068.00
530	Communications	44,519.06
549	Other Advertising/Public Relations	2,447.35
580	Travel	11,183.04
595	IU Payments By Withholding	14,973.53
Total Other Purchased Services		\$2,684,748.69
600	<u>Supplies</u>	
610	General Supplies	737,525.69
620	Energy	321,806.04
640	Books and Periodicals	11,702.50
Total Supplies		\$1,071,034.23
700	<u>Property</u>	
752	Capital Equipment – Original and Additional	17,072.00
Total Property		\$17,072.00
800	<u>Other Objects</u>	
810	Dues and Fees	6,284.00
890	Miscellaneous Expenditures	10,080.79

LEA : 112011603 Conewago Valley SD

Printed 12/3/2021 1:50:50 PM

General Fund (10)

2000 Support Services

	<u>Total</u>
Total Other Objects	\$16,364.79
Total 2000 Support Services	\$15,655,878.94

LEA : 112011603 Conewago Valley SD

Printed 12/3/2021 1:50:50 PM

General Fund (10)

2100 Support Services – Students	Elementary	Secondary	Federal	Total
100 <u>Personnel Services – Salaries</u>				
100 Personnel Services – Salaries	296,816.14	574,785.27		881,242.47
Total Personnel Services – Salaries	\$296,816.14	\$574,785.27		\$881,242.47
200 <u>Personnel Services – Employee Benefits</u>				
210 Group Insurance – Contracted Provider	67,579.27	176,452.00		248,840.38
220 Social Security Contributions	22,008.36	42,244.32		64,972.92
230 PSERS Retirement Contributions	102,233.66	197,621.67		303,182.37
260 Workers' Compensation	334.47	592.17		934.36
Total Personnel Services – Employee Benefits	\$192,155.76	\$416,910.16		\$617,930.03
500 <u>Other Purchased Services</u>				
530 Communications				5,957.45
580 Travel		573.08		573.08
Total Other Purchased Services		\$573.08		\$6,530.53
600 <u>Supplies</u>				
610 General Supplies		84.61		84.61
Total Supplies		\$84.61		\$84.61
Total 2100 Support Services – Students	\$488,971.90	\$992,353.12		\$1,505,787.64

LEA : 112011603 Conewago Valley SD

Printed 12/3/2021 1:50:50 PM

General Fund (10)

2120 Guidance Services	Elementary	Secondary	Federal	Total
100 <u>Personnel Services – Salaries</u>				
100 Personnel Services – Salaries	296,816.14	574,785.27		871,601.41
Total Personnel Services – Salaries	\$296,816.14	\$574,785.27		\$871,601.41
200 <u>Personnel Services – Employee Benefits</u>				
210 Group Insurance – Contracted Provider	67,579.27	176,452.00		244,031.27
220 Social Security Contributions	22,008.36	42,244.32		64,252.68
230 PSERS Retirement Contributions	102,233.66	197,621.67		299,855.33
260 Workers' Compensation	334.47	592.17		926.64
Total Personnel Services – Employee Benefits	\$192,155.76	\$416,910.16		\$609,065.92
500 <u>Other Purchased Services</u>				
580 Travel		573.08		573.08
Total Other Purchased Services		\$573.08		\$573.08
600 <u>Supplies</u>				
610 General Supplies		84.61		84.61
Total Supplies		\$84.61		\$84.61
Total 2120 Guidance Services	\$488,971.90	\$992,353.12		\$1,481,325.02

LEA : 112011603 Conewago Valley SD

Printed 12/3/2021 1:50:50 PM

General Fund (10)

2130 Attendance Services

Elementary Secondary Federal Total

100 <u>Personnel Services – Salaries</u>				
100 Personnel Services – Salaries				9,641.06
Total Personnel Services – Salaries				\$9,641.06
200 <u>Personnel Services – Employee Benefits</u>				
210 Group Insurance – Contracted Provider				4,809.11
220 Social Security Contributions				720.24
230 PSERS Retirement Contributions				3,327.04
260 Workers' Compensation				7.72
Total Personnel Services – Employee Benefits				\$8,864.11
500 <u>Other Purchased Services</u>				
530 Communications				5,957.45
Total Other Purchased Services				\$5,957.45
Total 2130 Attendance Services				\$24,462.62

LEA : 112011603 Conewago Valley SD

Printed 12/3/2021 1:50:50 PM

General Fund (10)

2200 Support Services – Instructional Staff

	Elementary	Secondary	Federal	Total
100 Personnel Services – Salaries				
100 Personnel Services – Salaries	490,746.91	478,113.26		968,860.17
Total Personnel Services – Salaries	\$490,746.91	\$478,113.26		\$968,860.17
200 Personnel Services – Employee Benefits				
210 Group Insurance – Contracted Provider	130,446.91	126,255.65		256,702.56
220 Social Security Contributions	36,648.39	35,602.57		72,250.96
230 PSERS Retirement Contributions	168,656.16	163,926.86		332,583.02
240 Tuition Reimbursement	129,191.40	197,049.92		326,241.32
260 Workers' Compensation	497.59	459.34		956.93
Total Personnel Services – Employee Benefits	\$465,440.45	\$523,294.34		\$988,734.79
300 Purchased Professional and Technical Services				
329 Professional Educational Services – Other	230,943.48	254,513.24	235,790.88	721,247.60
330 Other Professional Services	278,218.28	256,816.88		535,035.16
Total Purchased Professional and Technical Services	\$509,161.76	\$511,330.12	\$235,790.88	\$1,256,282.76
400 Purchased Property Services				
430 Repairs and Maintenance Services	(1,268.87)	(1,550.85)		(2,819.72)
Total Purchased Property Services	(\$1,268.87)	(\$1,550.85)		(\$2,819.72)
500 Other Purchased Services				
580 Travel	3,796.21	4,639.82	(1,019.74)	7,416.29
Total Other Purchased Services	\$3,796.21	\$4,639.82	(\$1,019.74)	\$7,416.29
600 Supplies				
610 General Supplies	82,291.03	100,522.24	185,360.54	368,173.81
640 Books and Periodicals	6,805.50	4,851.40		11,656.90
Total Supplies	\$89,096.53	\$105,373.64	\$185,360.54	\$379,830.71
800 Other Objects				
890 Miscellaneous Expenditures	222.00	222.00		444.00
Total Other Objects	\$222.00	\$222.00		\$444.00
Total 2200 Support Services – Instructional Staff	\$1,557,194.99	\$1,621,422.33	\$420,131.68	\$3,598,749.00

LEA : 112011603 Conewago Valley SD

Printed 12/3/2021 1:50:50 PM

General Fund (10)

2220 Technology Support Services	Elementary	Secondary	Federal	Total
100 Personnel Services – Salaries				
100 Personnel Services – Salaries	139,521.72	170,526.56		310,048.28
Total Personnel Services – Salaries	\$139,521.72	\$170,526.56		\$310,048.28
200 Personnel Services – Employee Benefits				
210 Group Insurance – Contracted Provider	54,220.48	66,269.48		120,489.96
220 Social Security Contributions	10,376.88	12,682.86		23,059.74
230 PSERS Retirement Contributions	47,579.53	58,152.76		105,732.29
260 Workers' Compensation	159.34	194.76		354.10
Total Personnel Services – Employee Benefits	\$112,336.23	\$137,299.86		\$249,636.09
300 Purchased Professional and Technical Services				
329 Professional Educational Services – Other	31,136.33	38,055.51	216,323.40	285,515.24
330 Other Professional Services	278,218.28	256,816.88		535,035.16
Total Purchased Professional and Technical Services	\$309,354.61	\$294,872.39	\$216,323.40	\$820,550.40
400 Purchased Property Services				
430 Repairs and Maintenance Services	(1,268.87)	(1,550.85)		(2,819.72)
Total Purchased Property Services	(\$1,268.87)	(\$1,550.85)		(\$2,819.72)
500 Other Purchased Services				
580 Travel	224.61	274.52		499.13
Total Other Purchased Services	\$224.61	\$274.52		\$499.13
600 Supplies				
610 General Supplies	27,464.42	33,567.63	185,360.54	246,392.59
Total Supplies	\$27,464.42	\$33,567.63	\$185,360.54	\$246,392.59
Total 2220 Technology Support Services	\$587,632.72	\$634,990.11	\$401,683.94	\$1,624,306.77

LEA : 112011603 Conewago Valley SD

Printed 12/3/2021 1:50:50 PM

General Fund (10)

2250 School Library Services	<u>Elementary</u>	<u>Secondary</u>	<u>Federal</u>	<u>Total</u>
100 <u>Personnel Services – Salaries</u>				
100 Personnel Services – Salaries	191,673.99	112,579.67		304,253.66
Total Personnel Services – Salaries	\$191,673.99	\$112,579.67		\$304,253.66
200 <u>Personnel Services – Employee Benefits</u>				
210 Group Insurance – Contracted Provider	42,359.19	18,592.87		60,952.06
220 Social Security Contributions	14,295.19	8,281.98		22,577.17
230 PSERS Retirement Contributions	66,128.50	38,615.27		104,743.77
260 Workers' Compensation	228.45	130.37		358.82
Total Personnel Services – Employee Benefits	\$123,011.33	\$65,620.49		\$188,631.82
600 <u>Supplies</u>				
610 General Supplies	987.08	1,150.73		2,137.81
640 Books and Periodicals	5,320.50	3,036.40		8,356.90
Total Supplies	\$6,307.58	\$4,187.13		\$10,494.71
Total 2250 School Library Services	\$320,992.90	\$182,387.29		\$503,380.19

LEA : 112011603 Conewago Valley SD

Printed 12/3/2021 1:50:50 PM

General Fund (10)

2260 Instruction and Curriculum Development Services	<u>Elementary</u>	<u>Secondary</u>	<u>Federal</u>	<u>Total</u>
100 <u>Personnel Services – Salaries</u>				
100 Personnel Services – Salaries	159,551.20	195,007.03		354,558.23
Total Personnel Services – Salaries	\$159,551.20	\$195,007.03		\$354,558.23
200 <u>Personnel Services – Employee Benefits</u>				
210 Group Insurance – Contracted Provider	33,867.24	41,393.30		75,260.54
220 Social Security Contributions	11,976.32	14,637.73		26,614.05
230 PSERS Retirement Contributions	54,948.13	67,158.83		122,106.96
260 Workers' Compensation	109.80	134.21		244.01
Total Personnel Services – Employee Benefits	\$100,901.49	\$123,324.07		\$224,225.56
300 <u>Purchased Professional and Technical Services</u>				
329 Professional Educational Services – Other	199,807.15	216,457.73	19,467.48	435,732.36
Total Purchased Professional and Technical Services	\$199,807.15	\$216,457.73	\$19,467.48	\$435,732.36
500 <u>Other Purchased Services</u>				
580 Travel	3,571.60	4,365.30	(1,019.74)	6,917.16
Total Other Purchased Services	\$3,571.60	\$4,365.30	(\$1,019.74)	\$6,917.16
600 <u>Supplies</u>				
610 General Supplies	53,839.53	65,803.88		119,643.41
640 Books and Periodicals	1,485.00	1,815.00		3,300.00
Total Supplies	\$55,324.53	\$67,618.88		\$122,943.41
800 <u>Other Objects</u>				
890 Miscellaneous Expenditures	222.00	222.00		444.00
Total Other Objects	\$222.00	\$222.00		\$444.00
Total 2260 Instruction and Curriculum Development Services	\$519,377.97	\$606,995.01	\$18,447.74	\$1,144,820.72

LEA : 112011603 Conewago Valley SD

Printed 12/3/2021 1:50:50 PM

General Fund (10)

2270 Instructional Staff Professional Development Services	<u>Elementary</u>	<u>Secondary</u>	<u>Federal</u>	<u>Total</u>
200 <u>Personnel Services – Employee Benefits</u>				
240 Tuition Reimbursement	129,191.40	197,049.92		326,241.32
Total Personnel Services – Employee Benefits	\$129,191.40	\$197,049.92		\$326,241.32
Total 2270 Instructional Staff Professional Development Services	\$129,191.40	\$197,049.92		\$326,241.32

LEA : 112011603 Conewago Valley SD

Printed 12/3/2021 1:50:50 PM

General Fund (10)

2300 Support Services – Administration	Elementary	Secondary	Federal	Total
100 Personnel Services – Salaries				
100 Personnel Services – Salaries	736,111.82	654,948.09		1,823,449.22
Total Personnel Services – Salaries	\$736,111.82	\$654,948.09		\$1,823,449.22
200 Personnel Services – Employee Benefits				
210 Group Insurance – Contracted Provider	259,217.37	202,761.74		543,655.41
220 Social Security Contributions	54,927.51	49,301.06		135,923.96
230 PSERS Retirement Contributions	239,583.30	225,371.54		585,301.89
260 Workers' Compensation	494.27	402.54		1,040.19
Total Personnel Services – Employee Benefits	\$554,222.45	\$477,836.88		\$1,265,921.45
300 Purchased Professional and Technical Services				
330 Other Professional Services				78,860.15
Total Purchased Professional and Technical Services				\$78,860.15
500 Other Purchased Services				
530 Communications	2,489.19	4,251.83		7,486.02
549 Other Advertising/Public Relations				2,447.35
580 Travel		215.00		2,874.60
Total Other Purchased Services	\$2,489.19	\$4,466.83		\$12,807.97
600 Supplies				
610 General Supplies	893.93	1,131.19		13,798.35
640 Books and Periodicals	45.60			45.60
Total Supplies	\$939.53	\$1,131.19		\$13,843.95
800 Other Objects				
810 Dues and Fees	595.00	2,380.00		6,284.00
890 Miscellaneous Expenditures	44.80	135.99		7,700.79
Total Other Objects	\$639.80	\$2,515.99		\$13,984.79
Total 2300 Support Services – Administration	\$1,294,402.79	\$1,140,898.98		\$3,208,867.53

LEA : 112011603 Conewago Valley SD

Printed 12/3/2021 1:50:50 PM

General Fund (10)

2310 Board Services

	<u>Elementary</u>	<u>Secondary</u>	<u>Federal</u>	<u>Total</u>
100 <u>Personnel Services – Salaries</u>				
100 Personnel Services – Salaries				58,231.68
Total Personnel Services – Salaries				\$58,231.68
200 <u>Personnel Services – Employee Benefits</u>				
210 Group Insurance – Contracted Provider				11,850.13
220 Social Security Contributions				4,475.41
230 PSERS Retirement Contributions				20,095.66
260 Workers' Compensation				19.46
Total Personnel Services – Employee Benefits				\$36,440.66
300 <u>Purchased Professional and Technical Services</u>				
330 Other Professional Services				26,676.94
Total Purchased Professional and Technical Services				\$26,676.94
500 <u>Other Purchased Services</u>				
549 Other Advertising/Public Relations				2,447.35
Total Other Purchased Services				\$2,447.35
800 <u>Other Objects</u>				
810 Dues and Fees				3,309.00
Total Other Objects				\$3,309.00
Total 2310 Board Services				\$127,105.63

LEA : 112011603 Conewago Valley SD

Printed 12/3/2021 1:50:50 PM

General Fund (10)

2330 Tax Assessment and Collection Services	<u>Elementary</u>	<u>Secondary</u>	<u>Federal</u>	<u>Total</u>
100 <u>Personnel Services – Salaries</u>				
100 Personnel Services – Salaries				82,929.30
Total Personnel Services – Salaries				\$82,929.30
200 <u>Personnel Services – Employee Benefits</u>				
220 Social Security Contributions				6,344.09
Total Personnel Services – Employee Benefits				\$6,344.09
300 <u>Purchased Professional and Technical Services</u>				
330 Other Professional Services				19,632.71
Total Purchased Professional and Technical Services				\$19,632.71
500 <u>Other Purchased Services</u>				
530 Communications				745.00
Total Other Purchased Services				\$745.00
600 <u>Supplies</u>				
610 General Supplies				4,772.45
Total Supplies				\$4,772.45
Total 2330 Tax Assessment and Collection Services				\$114,423.55

LEA : 112011603 Conewago Valley SD

Printed 12/3/2021 1:50:50 PM

General Fund (10)

2350 Legal and Accounting Services	<u>Elementary</u>	<u>Secondary</u>	<u>Federal</u>	<u>Total</u>
300 <u>Purchased Professional and Technical Services</u>				
330 Other Professional Services				31,850.50
Total Purchased Professional and Technical Services				\$31,850.50
Total 2350 Legal and Accounting Services				\$31,850.50

LEA : 112011603 Conewago Valley SD

Printed 12/3/2021 1:50:50 PM

General Fund (10)

2360 Office of the Superintendent / Executive Director Services

Elementary Secondary Federal Total

100 <u>Personnel Services – Salaries</u>				
100 Personnel Services – Salaries				276,766.87
Total Personnel Services – Salaries				\$276,766.87
200 <u>Personnel Services – Employee Benefits</u>				
210 Group Insurance – Contracted Provider				62,612.32
220 Social Security Contributions				19,795.19
230 PSERS Retirement Contributions				95,260.69
260 Workers' Compensation				112.40
Total Personnel Services – Employee Benefits				\$177,780.60
300 <u>Purchased Professional and Technical Services</u>				
330 Other Professional Services				700.00
Total Purchased Professional and Technical Services				\$700.00
500 <u>Other Purchased Services</u>				
580 Travel				2,659.60
Total Other Purchased Services				\$2,659.60
600 <u>Supplies</u>				
610 General Supplies				7,000.78
Total Supplies				\$7,000.78
800 <u>Other Objects</u>				
890 Miscellaneous Expenditures				7,520.00
Total Other Objects				\$7,520.00
Total 2360 Office of the Superintendent / Executive Director Services				\$472,427.85

LEA : 112011603 Conewago Valley SD

Printed 12/3/2021 1:50:50 PM

General Fund (10)

2370 Community Relations Services	<u>Elementary</u>	<u>Secondary</u>	<u>Federal</u>	<u>Total</u>
100 <u>Personnel Services – Salaries</u>				
100 Personnel Services – Salaries				14,461.46
Total Personnel Services – Salaries				\$14,461.46
200 <u>Personnel Services – Employee Benefits</u>				
210 Group Insurance – Contracted Provider				7,213.85
220 Social Security Contributions				1,080.70
230 PSERS Retirement Contributions				4,990.70
260 Workers' Compensation				11.52
Total Personnel Services – Employee Benefits				\$13,296.77
Total 2370 Community Relations Services				\$27,758.23

LEA : 112011603 Conewago Valley SD

Printed 12/3/2021 1:50:50 PM

General Fund (10)

2380 Office of the Principal Services	Elementary	Secondary	Federal	Total
100 Personnel Services – Salaries				
100 Personnel Services – Salaries	736,111.82	654,948.09		1,391,059.91
Total Personnel Services – Salaries	\$736,111.82	\$654,948.09		\$1,391,059.91
200 Personnel Services – Employee Benefits				
210 Group Insurance – Contracted Provider	259,217.37	202,761.74		461,979.11
220 Social Security Contributions	54,927.51	49,301.06		104,228.57
230 PSERS Retirement Contributions	239,583.30	225,371.54		464,954.84
260 Workers' Compensation	494.27	402.54		896.81
Total Personnel Services – Employee Benefits	\$554,222.45	\$477,836.88		\$1,032,059.33
500 Other Purchased Services				
530 Communications	2,489.19	4,251.83		6,741.02
580 Travel		215.00		215.00
Total Other Purchased Services	\$2,489.19	\$4,466.83		\$6,956.02
600 Supplies				
610 General Supplies	893.93	1,131.19		2,025.12
640 Books and Periodicals	45.60			45.60
Total Supplies	\$939.53	\$1,131.19		\$2,070.72
800 Other Objects				
810 Dues and Fees	595.00	2,380.00		2,975.00
890 Miscellaneous Expenditures	44.80	135.99		180.79
Total Other Objects	\$639.80	\$2,515.99		\$3,155.79
Total 2380 Office of the Principal Services	\$1,294,402.79	\$1,140,898.98		\$2,435,301.77

LEA : 112011603 Conewago Valley SD

Printed 12/3/2021 1:50:50 PM

General Fund (10)				
2400 Support Services – Pupil Health	<u>Elementary</u>	<u>Secondary</u>	<u>Federal</u>	<u>Total</u>
100 <u>Personnel Services – Salaries</u>				
100 Personnel Services – Salaries				367,863.84
Total Personnel Services – Salaries				\$367,863.84
200 <u>Personnel Services – Employee Benefits</u>				
210 Group Insurance – Contracted Provider				101,306.21
220 Social Security Contributions				27,124.84
230 PSERS Retirement Contributions				126,913.74
260 Workers' Compensation				383.82
Total Personnel Services – Employee Benefits				\$255,728.61
300 <u>Purchased Professional and Technical Services</u>				
330 Other Professional Services				1,140.00
Total Purchased Professional and Technical Services				\$1,140.00
600 <u>Supplies</u>				
610 General Supplies				3,859.46
Total Supplies				\$3,859.46
700 <u>Property</u>				
752 Capital Equipment – Original and Additional				2,199.00
Total Property				\$2,199.00
Total 2400 Support Services – Pupil Health				\$630,790.91

LEA : 112011603 Conewago Valley SD

Printed 12/3/2021 1:50:50 PM

General Fund (10)

2420 Medical Services	<u>Elementary</u>	<u>Secondary</u>	<u>Federal</u>	<u>Total</u>
100 <u>Personnel Services – Salaries</u>				
100 Personnel Services – Salaries				333,003.73
Total Personnel Services – Salaries				\$333,003.73
200 <u>Personnel Services – Employee Benefits</u>				
210 Group Insurance – Contracted Provider				77,149.85
220 Social Security Contributions				24,540.31
230 PSERS Retirement Contributions				114,883.54
260 Workers' Compensation				345.42
Total Personnel Services – Employee Benefits				\$216,919.12
300 <u>Purchased Professional and Technical Services</u>				
330 Other Professional Services				1,140.00
Total Purchased Professional and Technical Services				\$1,140.00
600 <u>Supplies</u>				
610 General Supplies				3,786.03
Total Supplies				\$3,786.03
700 <u>Property</u>				
752 Capital Equipment – Original and Additional				2,199.00
Total Property				\$2,199.00
Total 2420 Medical Services				\$557,047.88

LEA : 112011603 Conewago Valley SD

Printed 12/3/2021 1:50:50 PM

General Fund (10)

2450 Nonpublic Health Services	<u>Elementary</u>	<u>Secondary</u>	<u>Federal</u>	<u>Total</u>
100 <u>Personnel Services – Salaries</u>				
100 Personnel Services – Salaries				34,860.11
Total Personnel Services – Salaries				\$34,860.11
200 <u>Personnel Services – Employee Benefits</u>				
210 Group Insurance – Contracted Provider				24,156.36
220 Social Security Contributions				2,584.53
230 PSERS Retirement Contributions				12,030.20
260 Workers' Compensation				38.40
Total Personnel Services – Employee Benefits				\$38,809.49
600 <u>Supplies</u>				
610 General Supplies				73.43
Total Supplies				\$73.43
Total 2450 Nonpublic Health Services				\$73,743.03

LEA : 112011603 Conewago Valley SD

Printed 12/3/2021 1:50:50 PM

General Fund (10)

2500 Support Services – Business	<u>Elementary</u>	<u>Secondary</u>	<u>Federal</u>	<u>Total</u>
100 <u>Personnel Services – Salaries</u>				
100 Personnel Services – Salaries				159,241.23
Total Personnel Services – Salaries				\$159,241.23
200 <u>Personnel Services – Employee Benefits</u>				
210 Group Insurance – Contracted Provider				63,953.15
220 Social Security Contributions				12,044.35
230 PSERS Retirement Contributions				54,827.02
260 Workers' Compensation				110.32
Total Personnel Services – Employee Benefits				\$130,934.84
300 <u>Purchased Professional and Technical Services</u>				
330 Other Professional Services				199,971.52
Total Purchased Professional and Technical Services				\$199,971.52
500 <u>Other Purchased Services</u>				
530 Communications				4,368.49
580 Travel				200.00
Total Other Purchased Services				\$4,568.49
600 <u>Supplies</u>				
610 General Supplies				1,053.91
Total Supplies				\$1,053.91
800 <u>Other Objects</u>				
890 Miscellaneous Expenditures				1,936.00
Total Other Objects				\$1,936.00
Total 2500 Support Services – Business				\$497,705.99

LEA : 112011603 Conewago Valley SD

Printed 12/3/2021 1:50:50 PM

General Fund (10)				
2510 Fiscal Services	<u>Elementary</u>	<u>Secondary</u>	<u>Federal</u>	<u>Total</u>
100 <u>Personnel Services – Salaries</u>				
100 Personnel Services – Salaries				159,241.23
Total Personnel Services – Salaries				\$159,241.23
200 <u>Personnel Services – Employee Benefits</u>				
210 Group Insurance – Contracted Provider				63,953.15
220 Social Security Contributions				12,044.35
230 PSERS Retirement Contributions				54,827.02
260 Workers' Compensation				110.32
Total Personnel Services – Employee Benefits				\$130,934.84
300 <u>Purchased Professional and Technical Services</u>				
330 Other Professional Services				199,971.52
Total Purchased Professional and Technical Services				\$199,971.52
500 <u>Other Purchased Services</u>				
530 Communications				4,368.49
580 Travel				200.00
Total Other Purchased Services				\$4,568.49
600 <u>Supplies</u>				
610 General Supplies				1,053.91
Total Supplies				\$1,053.91
800 <u>Other Objects</u>				
890 Miscellaneous Expenditures				1,936.00
Total Other Objects				\$1,936.00
Total 2510 Fiscal Services				\$497,705.99

LEA : 112011603 Conewago Valley SD

Printed 12/3/2021 1:50:50 PM

General Fund (10)				
2515 Financial Accounting Services	<u>Elementary</u>	<u>Secondary</u>	<u>Federal</u>	<u>Total</u>
100 <u>Personnel Services – Salaries</u>				
100 Personnel Services – Salaries				159,241.23
Total Personnel Services – Salaries				\$159,241.23
200 <u>Personnel Services – Employee Benefits</u>				
210 Group Insurance – Contracted Provider				63,953.15
220 Social Security Contributions				12,044.35
230 PSERS Retirement Contributions				54,827.02
260 Workers' Compensation				110.32
Total Personnel Services – Employee Benefits				\$130,934.84
300 <u>Purchased Professional and Technical Services</u>				
330 Other Professional Services				199,971.52
Total Purchased Professional and Technical Services				\$199,971.52
500 <u>Other Purchased Services</u>				
530 Communications				4,368.49
580 Travel				200.00
Total Other Purchased Services				\$4,568.49
600 <u>Supplies</u>				
610 General Supplies				1,053.91
Total Supplies				\$1,053.91
800 <u>Other Objects</u>				
890 Miscellaneous Expenditures				1,936.00
Total Other Objects				\$1,936.00
Total 2515 Financial Accounting Services				\$497,705.99

LEA : 112011603 Conewago Valley SD

Printed 12/3/2021 1:50:50 PM

General Fund (10)				
2600 Operation and Maintenance of Plant Services	<u>Elementary</u>	<u>Secondary</u>	<u>Federal</u>	<u>Total</u>
100 <u>Personnel Services – Salaries</u>				
100 Personnel Services – Salaries				830,226.53
Total Personnel Services – Salaries				\$830,226.53
200 <u>Personnel Services – Employee Benefits</u>				
210 Group Insurance – Contracted Provider				466,155.58
220 Social Security Contributions				61,903.74
230 PSERS Retirement Contributions				281,271.79
260 Workers' Compensation				859.42
Total Personnel Services – Employee Benefits				\$810,190.53
300 <u>Purchased Professional and Technical Services</u>				
329 Professional Educational Services – Other			341,203.01	341,378.01
Total Purchased Professional and Technical Services			\$341,203.01	\$341,378.01
400 <u>Purchased Property Services</u>				
410 Cleaning Services				107,862.70
420 Utility Services				589,091.77
430 Repairs and Maintenance Services				9,706.18
460 Extermination Services				4,956.00
Total Purchased Property Services				\$711,616.65
500 <u>Other Purchased Services</u>				
523 General Property and Liability Insurance				134,068.00
530 Communications				26,707.10
580 Travel				119.07
Total Other Purchased Services				\$160,894.17
600 <u>Supplies</u>				
610 General Supplies	154,170.05	168,877.17	27,151.53	350,198.75
620 Energy				164,828.41
Total Supplies	\$154,170.05	\$168,877.17	\$27,151.53	\$515,027.16
700 <u>Property</u>				
752 Capital Equipment – Original and Additional				14,873.00
Total Property				\$14,873.00
Total 2600 Operation and Maintenance of Plant Services	\$154,170.05	\$168,877.17	\$368,354.54	\$3,384,206.05

LEA : 112011603 Conewago Valley SD

Printed 12/3/2021 1:50:50 PM

General Fund (10)				
2620 Operation of Buildings Services	<u>Elementary</u>	<u>Secondary</u>	<u>Federal</u>	<u>Total</u>
100 <u>Personnel Services – Salaries</u>				
100 Personnel Services – Salaries				830,226.53
Total Personnel Services – Salaries				\$830,226.53
200 <u>Personnel Services – Employee Benefits</u>				
210 Group Insurance – Contracted Provider				466,155.58
220 Social Security Contributions				61,903.74
230 PSERS Retirement Contributions				281,271.79
260 Workers' Compensation				859.42
Total Personnel Services – Employee Benefits				\$810,190.53
300 <u>Purchased Professional and Technical Services</u>				
329 Professional Educational Services – Other			341,203.01	341,378.01
Total Purchased Professional and Technical Services			\$341,203.01	\$341,378.01
400 <u>Purchased Property Services</u>				
410 Cleaning Services				72,734.54
420 Utility Services				576,669.18
430 Repairs and Maintenance Services				4,885.87
460 Extermination Services				4,956.00
Total Purchased Property Services				\$659,245.59
500 <u>Other Purchased Services</u>				
523 General Property and Liability Insurance				134,068.00
530 Communications				26,707.10
580 Travel				119.07
Total Other Purchased Services				\$160,894.17
600 <u>Supplies</u>				
610 General Supplies	154,170.05	168,877.17	27,151.53	350,198.75
620 Energy				164,828.41
Total Supplies	\$154,170.05	\$168,877.17	\$27,151.53	\$515,027.16
700 <u>Property</u>				
752 Capital Equipment – Original and Additional				14,873.00
Total Property				\$14,873.00
Total 2620 Operation of Buildings Services	\$154,170.05	\$168,877.17	\$368,354.54	\$3,331,834.99

LEA : 112011603 Conewago Valley SD

Printed 12/3/2021 1:50:50 PM

General Fund (10)

2630 Care and Upkeep of Grounds Services	<u>Elementary</u>	<u>Secondary</u>	<u>Federal</u>	<u>Total</u>
400 <u>Purchased Property Services</u>				
410 Cleaning Services				35,128.16
420 Utility Services				12,422.59
430 Repairs and Maintenance Services				4,820.31
Total Purchased Property Services				\$52,371.06
Total 2630 Care and Upkeep of Grounds Services				\$52,371.06

LEA : 112011603 Conewago Valley SD

Printed 12/3/2021 1:50:50 PM

General Fund (10)

2700 Student Transportation Services		<u>Elementary</u>	<u>Secondary</u>	<u>Federal</u>	<u>Total</u>
100	<u>Personnel Services – Salaries</u>				
100	Personnel Services – Salaries				85,469.24
Total Personnel Services – Salaries					\$85,469.24
200	<u>Personnel Services – Employee Benefits</u>				
210	Group Insurance – Contracted Provider				37,390.04
220	Social Security Contributions				6,419.30
230	PSERS Retirement Contributions				29,243.87
260	Workers' Compensation				64.38
Total Personnel Services – Employee Benefits					\$73,117.59
300	<u>Purchased Professional and Technical Services</u>				
329	Professional Educational Services – Other				4,350.00
Total Purchased Professional and Technical Services					\$4,350.00
400	<u>Purchased Property Services</u>				
430	Repairs and Maintenance Services				11,469.82
Total Purchased Property Services					\$11,469.82
500	<u>Other Purchased Services</u>				
513	Contracted Carriers			1,000.00	1,875,531.09
516	Student Transportation Services From the IU				597,798.62
522	Automotive Liability Insurance				4,228.00
Total Other Purchased Services				\$1,000.00	\$2,477,557.71
600	<u>Supplies</u>				
610	General Supplies				356.80
620	Energy				156,977.63
Total Supplies					\$157,334.43
Total 2700 Student Transportation Services				\$1,000.00	\$2,809,298.79

LEA : 112011603 Conewago Valley SD

Printed 12/3/2021 1:50:50 PM

General Fund (10)

2720 Vehicle Operation Services	<u>Elementary</u>	<u>Secondary</u>	<u>Federal</u>	<u>Total</u>
100 <u>Personnel Services – Salaries</u>				
100 Personnel Services – Salaries				85,469.24
Total Personnel Services – Salaries				\$85,469.24
200 <u>Personnel Services – Employee Benefits</u>				
210 Group Insurance – Contracted Provider				37,390.04
220 Social Security Contributions				6,419.30
230 PSERS Retirement Contributions				29,243.87
260 Workers' Compensation				64.38
Total Personnel Services – Employee Benefits				\$73,117.59
300 <u>Purchased Professional and Technical Services</u>				
329 Professional Educational Services – Other				4,350.00
Total Purchased Professional and Technical Services				\$4,350.00
400 <u>Purchased Property Services</u>				
430 Repairs and Maintenance Services				11,469.82
Total Purchased Property Services				\$11,469.82
500 <u>Other Purchased Services</u>				
513 Contracted Carriers			1,000.00	1,760,031.09
516 Student Transportation Services From the IU				597,798.62
522 Automotive Liability Insurance				4,228.00
Total Other Purchased Services			\$1,000.00	\$2,362,057.71
600 <u>Supplies</u>				
610 General Supplies				356.80
620 Energy				156,977.63
Total Supplies				\$157,334.43
Total 2720 Vehicle Operation Services			\$1,000.00	\$2,693,798.79

LEA : 112011603 Conewago Valley SD

Printed 12/3/2021 1:50:50 PM

General Fund (10)				
2750 Nonpublic Transportation	<u>Elementary</u>	<u>Secondary</u>	<u>Federal</u>	<u>Total</u>
500 <u>Other Purchased Services</u>				
513 Contracted Carriers				115,500.00
Total Other Purchased Services				\$115,500.00
Total 2750 Nonpublic Transportation				\$115,500.00

LEA : 112011603 Conewago Valley SD

Printed 12/3/2021 1:50:50 PM

General Fund (10)

2900 Other Support Services	<u>Elementary</u>	<u>Secondary</u>	<u>Federal</u>	<u>Total</u>
300 <u>Purchased Professional and Technical Services</u>				
330 Other Professional Services				5,499.50
Total Purchased Professional and Technical Services				\$5,499.50
500 <u>Other Purchased Services</u>				
595 IU Payments By Withholding				14,973.53
Total Other Purchased Services				\$14,973.53
Total 2900 Other Support Services				\$20,473.03

LEA : 112011603 Conewago Valley SD

Printed 12/3/2021 1:50:50 PM

General Fund (10)

2910 Support Services Not Listed Elsewhere In the 2000 Series	<u>Elementary</u>	<u>Secondary</u>	<u>Federal</u>	<u>Total</u>
300 <u>Purchased Professional and Technical Services</u>				
330 Other Professional Services				5,499.50
Total Purchased Professional and Technical Services				\$5,499.50
500 <u>Other Purchased Services</u>				
595 IU Payments By Withholding				14,973.53
Total Other Purchased Services				\$14,973.53
Total 2910 Support Services Not Listed Elsewhere In the 2000 Series				\$20,473.03

LEA : 112011603 Conewago Valley SD

Printed 12/3/2021 1:50:54 PM

General Fund (10)	
3000 Operation of Non-Instructional Services	<u>Total</u>
100 <u>Personnel Services – Salaries</u>	
100 Personnel Services – Salaries	402,949.03
Total Personnel Services – Salaries	\$402,949.03
200 <u>Personnel Services – Employee Benefits</u>	
210 Group Insurance – Contracted Provider	54,277.56
220 Social Security Contributions	34,120.84
230 PSERS Retirement Contributions	145,135.69
260 Workers' Compensation	534.27
Total Personnel Services – Employee Benefits	\$234,068.36
300 <u>Purchased Professional and Technical Services</u>	
330 Other Professional Services	184,199.48
Total Purchased Professional and Technical Services	\$184,199.48
400 <u>Purchased Property Services</u>	
430 Repairs and Maintenance Services	18,245.56
Total Purchased Property Services	\$18,245.56
500 <u>Other Purchased Services</u>	
510 Student Transportation Services	7,765.75
520 Insurance – General	10,038.00
580 Travel	2,069.42
Total Other Purchased Services	\$19,873.17
600 <u>Supplies</u>	
610 General Supplies	81,088.93
Total Supplies	\$81,088.93
800 <u>Other Objects</u>	
890 Miscellaneous Expenditures	12,928.19
Total Other Objects	\$12,928.19
Total 3000 Operation of Non-Instructional Services	\$953,352.72

LEA : 112011603 Conewago Valley SD

Printed 12/3/2021 1:50:54 PM

General Fund (10)

3200 Student Activities

	<u>Elementary</u>	<u>Secondary</u>	<u>Federal</u>	<u>Total</u>
100 <u>Personnel Services – Salaries</u>				
100 Personnel Services – Salaries				402,949.03
Total Personnel Services – Salaries				\$402,949.03
200 <u>Personnel Services – Employee Benefits</u>				
210 Group Insurance – Contracted Provider				54,277.56
220 Social Security Contributions				34,120.84
230 PSERS Retirement Contributions				145,135.69
260 Workers' Compensation				534.27
Total Personnel Services – Employee Benefits				\$234,068.36
300 <u>Purchased Professional and Technical Services</u>				
330 Other Professional Services				168,301.83
Total Purchased Professional and Technical Services				\$168,301.83
400 <u>Purchased Property Services</u>				
430 Repairs and Maintenance Services				18,245.56
Total Purchased Property Services				\$18,245.56
500 <u>Other Purchased Services</u>				
510 Student Transportation Services				7,765.75
520 Insurance – General				10,038.00
580 Travel				2,069.42
Total Other Purchased Services				\$19,873.17
600 <u>Supplies</u>				
610 General Supplies				58,006.05
Total Supplies				\$58,006.05
800 <u>Other Objects</u>				
890 Miscellaneous Expenditures				12,928.19
Total Other Objects				\$12,928.19
Total 3200 Student Activities				\$914,372.19

LEA : 112011603 Conewago Valley SD

Printed 12/3/2021 1:50:54 PM

General Fund (10)

3300 Community Services	<u>Elementary</u>	<u>Secondary</u>	<u>Federal</u>	<u>Total</u>
300 <u>Purchased Professional and Technical Services</u>				
330 Other Professional Services				15,897.65
Total Purchased Professional and Technical Services				\$15,897.65
600 <u>Supplies</u>				
610 General Supplies			23,082.88	23,082.88
Total Supplies			\$23,082.88	\$23,082.88
Total 3300 Community Services			\$23,082.88	\$38,980.53

LEA : 112011603 Conewago Valley SD

Printed 12/3/2021 1:51:06 PM

General Fund (10)	
5000 Other Expenditures and Financing Uses	<u>Total</u>
800 <u>Other Objects</u>	
830 Interest	1,113,214.37
Total Other Objects	\$1,113,214.37
900 <u>Other Uses of Funds</u>	
910 Redemption of Principal	11,865,000.00
Total Other Uses of Funds	\$11,865,000.00
Total 5000 Other Expenditures and Financing Uses	\$12,978,214.37

LEA : 112011603 Conewago Valley SD

Printed 12/3/2021 1:51:06 PM

General Fund (10)

5100 Debt Service / Other Expenditures and Financing Uses	<u>Elementary</u>	<u>Secondary</u>	<u>Federal</u>	<u>Total</u>
800 <u>Other Objects</u>				
830 Interest				1,113,214.37
Total Other Objects				\$1,113,214.37
900 <u>Other Uses of Funds</u>				
910 Redemption of Principal				11,865,000.00
Total Other Uses of Funds				\$11,865,000.00
Total 5100 Debt Service / Other Expenditures and Financing Uses				\$12,978,214.37

LEA : 112011603 Conewago Valley SD

Printed 12/3/2021 1:51:06 PM

General Fund (10)

5110 Debt Service	<u>Elementary</u>	<u>Secondary</u>	<u>Federal</u>	<u>Total</u>
800 <u>Other Objects</u>				
830 Interest				1,113,214.37
Total Other Objects				\$1,113,214.37
900 <u>Other Uses of Funds</u>				
910 Redemption of Principal				2,315,000.00
Total Other Uses of Funds				\$2,315,000.00
Total 5110 Debt Service				\$3,428,214.37

LEA : 112011603 Conewago Valley SD

Printed 12/3/2021 1:51:06 PM

General Fund (10)

5120 Debt Service – Refunded Bonds	<u>Elementary</u>	<u>Secondary</u>	<u>Federal</u>	<u>Total</u>
900 <u>Other Uses of Funds</u>				
910 Redemption of Principal				9,550,000.00
Total Other Uses of Funds				\$9,550,000.00
Total 5120 Debt Service – Refunded Bonds				\$9,550,000.00

LEA : 112011603 Conewago Valley SD

Printed 12/3/2021 1:51:00 PM

Capital Reserve Fund - § 1431 (32)

4000 Facilities Acquisition, Construction and Improvement Services

Total

700 Property

752 Capital Equipment – Original and Additional

85,695.00

Total Property

\$85,695.00

Total 4000 Facilities Acquisition, Construction and Improvement Services

\$85,695.00

LEA : 112011603 Conewago Valley SD

Printed 12/3/2021 1:51:00 PM

Capital Reserve Fund - § 1431 (32)				
4100 Site Acquisition Services – Original and Additional	<u>Elementary</u>	<u>Secondary</u>	<u>Federal</u>	<u>Total</u>
700 <u>Property</u>				
752 Capital Equipment – Original and Additional				85,695.00
Total Property				\$85,695.00
Total 4100 Site Acquisition Services – Original and Additional				\$85,695.00

LEA : 112011603 Conewago Valley SD

Printed 12/3/2021 1:51:02 PM

Other Capital Projects Fund (39)

4000 Facilities Acquisition, Construction and Improvement Services

Total

700 <u>Property</u>	
752 Capital Equipment – Original and Additional	291,117.00
Total Property	\$291,117.00
Total 4000 Facilities Acquisition, Construction and Improvement Services	\$291,117.00

LEA : 112011603 Conewago Valley SD

Printed 12/3/2021 1:51:02 PM

Other Capital Projects Fund (39)

4100 Site Acquisition Services – Original and Additional	<u>Elementary</u>	<u>Secondary</u>	<u>Federal</u>	<u>Total</u>
700 <u>Property</u>				
752 Capital Equipment – Original and Additional				291,117.00
Total Property				\$291,117.00
Total 4100 Site Acquisition Services – Original and Additional				\$291,117.00

LEA : 112011603 Conewago Valley SD

Printed 12/3/2021 1:51:24 PM

	<u>General Fund(10)</u>	<u>Student Sponsored Activity Fund(21)</u>	<u>Public Purpose Trust(27)</u>	<u>Other Compt Approved (28)</u>	<u>Athletic / Activity(29)</u>
1000 <u>Instruction</u>					
1100 Regular Programs - Elementary / Secondary	30,569,703.91				
1200 Special Programs - Elementary / Secondary	11,827,355.19				
1300 Vocational Education	2,413,389.92				
1400 Other Instructional Programs - Elementary / Secondary	861,744.52				
1500 Nonpublic School Programs	27,995.67				
Total Instruction	\$45,700,189.21				
2000 <u>Support Services</u>					
2100 Support Services - Students	1,505,787.64				
2200 Support Services - Instructional Staff	3,598,749.00				
2300 Support Services - Administration	3,208,867.53				
2400 Support Services - Pupil Health	630,790.91				
2500 Support Services - Business	497,705.99				
2600 Operation and Maintenance of Plant Services	3,384,206.05				
2700 Student Transportation Services	2,809,298.79				
2900 Other Support Services	20,473.03				
Total Support Services	\$15,655,878.94				
3000 <u>Operation of Non-Instructional Services</u>					
3200 Student Activities	914,372.19				
3300 Community Services	38,980.53				
Total Operation of Non-Instructional Services	\$953,352.72				
4000 <u>Facilities Acquisition, Construction and Improvement Services</u>					
4100 Site Acquisition Services - Original and Additional					
Total Facilities Acquisition, Construction and Improvement Services					
5000 <u>Other Expenditures and Financing Uses</u>					
5100 Debt Service / Other Expenditures and Financing Uses	12,978,214.37				
Total Other Expenditures and Financing Uses	\$12,978,214.37				
TOTAL ACTUAL EXPENDITURES & OTHER FINANCING USES	\$75,287,635.24				

LEA : 112011603 Conewago Valley SD

Printed 12/3/2021 1:51:24 PM

	<u>Capital Reserve (690.1850)(31)</u>	<u>Capital Reserve (1431)(32)</u>	<u>Other Capital Projects Fund(39)</u>	<u>Debt Service(40)</u>	<u>Permanent(90)</u>
1000 Instruction					
1100 Regular Programs - Elementary / Secondary					
1200 Special Programs - Elementary / Secondary					
1300 Vocational Education					
1400 Other Instructional Programs - Elementary / Secondary					
1500 Nonpublic School Programs					
Total Instruction					
2000 Support Services					
2100 Support Services - Students					
2200 Support Services - Instructional Staff					
2300 Support Services - Administration					
2400 Support Services - Pupil Health					
2500 Support Services - Business					
2600 Operation and Maintenance of Plant Services					
2700 Student Transportation Services					
2900 Other Support Services					
Total Support Services					
3000 Operation of Non-Instructional Services					
3200 Student Activities					
3300 Community Services					
Total Operation of Non-Instructional Services					
4000 Facilities Acquisition, Construction and Improvement Services					
4100 Site Acquisition Services - Original and Additional		85,695.00	291,117.00		
Total Facilities Acquisition, Construction and Improvement Services		\$85,695.00	\$291,117.00		
5000 Other Expenditures and Financing Uses					
5100 Debt Service / Other Expenditures and Financing Uses					
Total Other Expenditures and Financing Uses					
TOTAL ACTUAL EXPENDITURES & OTHER FINANCING USES		\$85,695.00	\$291,117.00		

LEA : 112011603 Conewago Valley SD

Printed 12/3/2021 1:51:24 PM

	<u>Total</u>
1000 <u>Instruction</u>	
1100 Regular Programs - Elementary / Secondary	30,569,703.91
1200 Special Programs - Elementary / Secondary	11,827,355.19
1300 Vocational Education	2,413,389.92
1400 Other Instructional Programs - Elementary / Secondary	861,744.52
1500 Nonpublic School Programs	27,995.67
Total Instruction	\$45,700,189.21
2000 <u>Support Services</u>	
2100 Support Services - Students	1,505,787.64
2200 Support Services - Instructional Staff	3,598,749.00
2300 Support Services - Administration	3,208,867.53
2400 Support Services - Pupil Health	630,790.91
2500 Support Services - Business	497,705.99
2600 Operation and Maintenance of Plant Services	3,384,206.05
2700 Student Transportation Services	2,809,298.79
2900 Other Support Services	20,473.03
Total Support Services	\$15,655,878.94
3000 <u>Operation of Non-Instructional Services</u>	
3200 Student Activities	914,372.19
3300 Community Services	38,980.53
Total Operation of Non-Instructional Services	\$953,352.72
4000 <u>Facilities Acquisition, Construction and Improvement Services</u>	
4100 Site Acquisition Services - Original and Additional	376,812.00
Total Facilities Acquisition, Construction and Improvement Services	\$376,812.00
5000 <u>Other Expenditures and Financing Uses</u>	
5100 Debt Service / Other Expenditures and Financing Uses	12,978,214.37
Total Other Expenditures and Financing Uses	\$12,978,214.37
TOTAL ACTUAL EXPENDITURES & OTHER FINANCING USES	\$75,664,447.24

LEA : 112011603 Conewago Valley SD

Printed 12/3/2021 1:51:34 PM

PSERS Salary Data (Salary Data should relate to the General Fund only)

Amount	Description	Amount
	Total Salary Base for salaries subject to PSERS withholding	25,491,727.01
	Total Federally Funded salaries subject to PSERS withholding	543,794.77

Title I Expenditure Data

Amount	Description	Amount
	Expenditures Funded with Current Title I Funds	553,825.88
	Expenditures Funded with Carry over Title I Funds	3,580.00
Total	Title I Expenditure Data	\$557,405.88

Title IV Revenue Data

Amount	Description	Amount
	Revenue from Title IV-A-1: Student Support and Academic Enrichment Grants	46,688.32
	Revenue from Title IV-B: 21st Century Community Learning Centers	

Title V Revenue Data

Amount	Description	Amount
	Revenue from Title V-B-2: Rural and Low-Income School Programs	
	Revenue from Title V-B-1: Small Rural School Achievement (Directly from the Federal Govt)	

1 .	<u>Current Special Education Expenditures/Expenses within Functions 1000, 2000, 3100, and 3200</u>	6,260,530.51
2 .	<u>Current Special Education Expenditures for Instruction Functions 1000 and 3200</u>	6,260,530.51
3 .	<u>Current Special Education Expenditures for Pupil Support Services Function 2100</u>	
4 .	<u>Current Special Education Expenditures for Instructional Staff Support Services Function 2200</u>	
5 .	<u>Current Special Education Expenditures for Student Transportation Support Services Function 2700</u>	

Note: Do not report total Special Education expenditures for the functions listed above. Refer to the AFR User Manual for specific instructions on Funds/Functions/Objects to be included and excluded on each line.

Benefits for Staff Relative to Collective Bargaining Agreements

	OBJECT	COVERED	NOT COVERED	TOTAL
10 General Fund	No Self Insurance data to report			
	211 Medical Insurance	4,446,467.04	1,505,404.41	5,951,871.45
	212 Dental Insurance	261,091.20	77,393.28	338,484.48
	215 Eye Care Insurance			
	216 Prescription Insurance			
	271 Self-Insurance Medical Benefits			
	272 Self-Insurance Dental Benefits			
	275 Self-Insurance Eye Care Benefits			
	276 Self-Insurance Prescription Benefits			
	FUND TOTAL	\$4,707,558.24	\$1,582,797.69	\$6,290,355.93
50 Enterprise Fund	No Self Insurance data to report			
	211 Medical Insurance		105,925.44	105,925.44
	212 Dental Insurance		9,762.47	9,762.47
	215 Eye Care Insurance			
	216 Prescription Insurance			
	271 Self-Insurance Medical Benefits			
	272 Self-Insurance Dental Benefits			
	275 Self-Insurance Eye Care Benefits			
	276 Self-Insurance Prescription Benefits			
	FUND TOTAL		\$115,687.91	\$115,687.91
60 Internal Service Fund	No Self Insurance data to report			
	211 Medical Insurance			
	212 Dental Insurance			
	215 Eye Care Insurance			
	216 Prescription Insurance			
	271 Self-Insurance Medical Benefits			
	272 Self-Insurance Dental Benefits			
	275 Self-Insurance Eye Care Benefits			
	276 Self-Insurance Prescription Benefits			
	FUND TOTAL			
Total of All Funds		\$4,707,558.24	\$1,698,485.60	\$6,406,043.84

LEA : 112011603 Conewago Valley SD

Printed 12/3/2021 1:51:42 PM

Function	Special Education (Prior Year)	Nonspecial Education (Prior Year)	Total (Prior Year)	Special Education (Current Year)	Nonspecial Education (Current Year)	Total (Current Year)
2120 Guidance Services		1,318,937.30	1,318,937.30		1,481,325.02	1,481,325.02
2140 Psychological Services						
2150 Speech Pathology and Audiology Services						
2160 Social Work Services						
2260 Instruction and Curriculum Development Services		913,760.60	913,760.60		1,144,820.72	1,144,820.72
2350 Legal and Accounting Services	7,697.50	31,502.75	39,200.25	11,972.00	19,878.50	31,850.50
2420 Medical Services		548,759.04	548,759.04		557,047.88	557,047.88
2440 Nursing Services						
2700 Student Transportation Services	495,396.10	2,016,975.52	2,512,371.62	597,798.62	2,211,500.17	2,809,298.79
Total	\$503,093.60	\$4,829,935.21	\$5,333,028.81	\$609,770.62	\$5,414,572.29	\$6,024,342.91

LEA : 112011603 Conewago Valley SD

Printed 12/3/2021 1:51:46 PM

(PRINCIPAL AMOUNTS ONLY)

GOVERNMENTAL FUNDS/ ACTIVITIES

	Short-Term Borrowing	General Obligation Bonds/Notes	Authority Building Obligations	Other Long-Term Debt	Other Post- Employment Benefits (OPEB)	Compensated Absences	Net Pension Liability	Total
1. Debt at Beginning of Fiscal Year		46,865,000.00			9,556,268.00	807,723.00	87,109,000.00	144,337,991.00
2. Additional Debt Incurred During Year		9,550,000.00			460,181.00		3,934,000.00	13,944,181.00
3. Retirements and Repayments		11,980,000.00				8,863.00		11,988,863.00
4. Debt at End of Fiscal Year		44,435,000.00			10,016,449.00	798,860.00	91,043,000.00	146,293,309.00
5. Accreted Interest at End Of Fiscal Year								
6. Total Debt and Accreted Interest		44,435,000.00			10,016,449.00	798,860.00	91,043,000.00	146,293,309.00
7. Current Portion P&I - Due within 1 year		4,247,460.00						4,247,460.00
8. Interest Paid during current fiscal year		1,113,215.00						1,113,215.00

(PRINCIPAL AMOUNTS ONLY)

PROPRIETARY FUNDS

1. Debt at Beginning of Fiscal Year
2. Additional Debt Incurred During Year
3. Retirements and Repayments
4. Debt at End of Fiscal Year
5. Accreted Interest at End Of Fiscal Year
6. Total Debt and Accreted Interest
7. Current Portion P&I - Due within 1 year
8. Interest Paid during current fiscal year

LEA : 112011603 Conewago Valley SD

Total Principal and Interest Payments Made by Your School - All Funds

Function	Fund		Principal (910)	Principal (920)	Interest (830)	Total (Principal +Interest)	Misc Other Uses (990)
5110	10	General Fund	2,315,000.00		1,113,214.37	3,428,214.37	
5110	20	Special Revenue Funds					
5110	30	Capital Projects Funds					
5110	40	Debt Service Fund					
5110	90	Permanent Fund					
5120	10	General Fund	9,550,000.00			9,550,000.00	
5120	20	Special Revenue Funds					
5120	30	Capital Projects Funds					
5120	40	Debt Service Fund					
Total Debt Payments - Governmental Funds			\$11,865,000.00		\$1,113,214.37	\$12,978,214.37	

Function	Fund		Principal (910)	Principal (920)	Interest (830)	Total (Principal +Interest)
5110	50	Enterprise Fund				
5110	60	Internal Service Fund				
5120	50	Enterprise Fund				
5120	60	Internal Service Fund				
Total Debt Payments - Proprietary Funds						

LEA : 112011603 Conewago Valley SD

Printed 12/3/2021 1:51:46 PM

Debt Details
Governmental Funds/ Activities

Debt Category	Debt Issue Date (MM/YYYY)	Principal Amounts Only				Current Portion Due Within One Year (Principal and Interest)	Interest Paid During Fiscal Year
		Debt at Beginning of Fiscal Year	Additions	Reductions / Repayments	Debt at End of Fiscal Year		
General Obligation Bonds/Notes – CIB	08/2020		9,550,000.00		9,550,000.00	222,905.00	92,028.00
General Obligation Bonds/Notes – CIB	06/2019	4,720,000.00		5,000.00	4,715,000.00	195,625.00	190,875.00
General Obligation Bonds/Notes – CIB	06/2018	9,940,000.00		5,000.00	9,935,000.00	325,246.00	320,351.00
General Obligation Bonds/Notes – CIB	11/2017	9,960,000.00		5,000.00	9,955,000.00	269,899.00	264,974.00
General Obligation Bonds/Notes – CIB	07/2016	3,735,000.00		240,000.00	3,495,000.00	330,331.00	80,331.00
General Obligation Bonds/Notes – CIB	05/2015	8,635,000.00		6,440,000.00	2,195,000.00	751,750.00	44,400.00
General Obligation Bonds/Notes – CIB	07/2015	2,205,000.00		740,000.00	1,465,000.00	781,700.00	44,100.00
General Obligation Bonds/Notes – CIB	04/2014	1,460,000.00		720,000.00	740,000.00	747,400.00	22,000.00
General Obligation Bonds/Notes – CIB	03/2013	2,960,000.00		575,000.00	2,385,000.00	622,604.00	54,156.00
General Obligation Bonds/Notes – CIB	04/2013	3,250,000.00		3,250,000.00			
Compensated Absences		807,723.00		8,863.00	798,860.00		
Other Post-Employment Benefits (OPEB)		9,556,268.00	460,181.00		10,016,449.00		
Net Pension Liability		87,109,000.00	3,934,000.00		91,043,000.00		
Totals for Debt Entered:		\$144,337,991.00	\$13,944,181.00	\$11,988,863.00	\$146,293,309.00	\$4,247,460.00	\$1,113,215.00

LEA : 112011603 Conewago Valley SD

General Fund (10)

Section 1: Tuition/Purchased Services as Reported within Expenditure Detail	Amount
Tuition Reported in General Fund Expenditures 1000-560	4,825,947.10
Purchased Services in General Fund Expenditures 1000-594 and 1000-597	
Section 1 Total	\$4,825,947.10

Section 2: Tuition Paid to Institution Types During Fiscal Year	Tuition Paid For Nonspecial Education	Tuition Paid For Special Education	Total
1 1306 Institutions			
2 Institutionalized Children's Programs			
3 Juveniles Incarcerated in Adult Facilities			
4 Residential Treatment Facilities			
5 Other Local Education Agencies	41,600.62	795,582.99	837,183.61
6 Brick and Mortar Charter Schools	814,569.92		814,569.92
7 Cyber Charter Schools	2,952,633.24		2,952,633.24
8 Career and Technology Centers	174,241.02		174,241.02
9 Approved Private Schools		33,042.71	33,042.71
10 PA Chartered Schools for the Deaf and Blind			
11 Private Residential Rehabilitative Institutions	14,276.60		14,276.60
12 Juvenile Detention Centers			
13 Special Program Jointures			
14 Other Tuition Not Included Elsewhere In This Section			
Section 2 Total	\$3,997,321.40	\$828,625.70	\$4,825,947.10

LEA : 112011603 Conewago Valley SD

Printed 12/3/2021 1:51:53 PM

Fund	School	School Number	Local Personnel	Local Nonpersonnel	State Personnel	State Nonpersonnel	Federal Personnel	Federal Nonpersonnel	Total	Explanation
10										
	Conewago Twp El Sch	6268	4,791,171.00	744,694.00	1,292,961.00	4,856.00	247,236.00	204,078.00	7,284,996.00	
	Conewago Valley Intrmd Sch	7822	7,346,631.00	1,365,036.00	1,982,585.00	8,612.00	29,019.00	361,950.00	11,093,833.00	
	New Oxford El Sch	6267	5,375,330.00	898,569.00	1,450,604.00	6,125.00	326,148.00	257,442.00	8,314,218.00	
	New Oxford MS	6898	5,279,037.00	1,102,285.00	1,424,618.00	6,364.00	104,480.00	267,454.00	8,184,238.00	
	New Oxford SHS	17	11,737,101.00	2,153,545.00	3,167,412.00	12,306.00	41,465.00	517,195.00	17,629,024.00	
Total			34,529,270.00	6,264,129.00	9,318,180.00	38,263.00	748,348.00	1,608,119.00	52,506,309.00	