

# Middle School Facilities Master Plan Survey Results

May 24 – June 5, 2023

## Question Type: Family Member of an ACPS Student

Q22.How satisfied are you with the following characteristics of your child's school?				
22(a) : Availability of Parking				
	Count	Value	%	Percentage of total respondents
Very dissatisfied	45	1	7.10%	
Somewhat dissatisfied	116	2	18.30%	
Neutral	168	NULL	26.50%	
Somewhat satisfied	171	4	26.97%	
Very satisfied	134	5	21.14%	
<b>Weighted Score: 3.50</b>				

22(b) : Design/Flow of CAR Drop-Off and Pick-Up for Students				
	Count	Value	%	Percentage of total respondents
Very dissatisfied	84	1	13.25%	
Somewhat dissatisfied	147	2	23.19%	
Neutral	170	NULL	26.81%	
Somewhat satisfied	142	4	22.40%	
Very satisfied	91	5	14.35%	
<b>Weighted Score: 3.02</b>				

22(c) : Design/Flow of BUS Drop-Off and Pick-Up for Students				
	Count	Value	%	Percentage of total respondents
Very dissatisfied	28	1	4.46%	
Somewhat dissatisfied	79	2	12.58%	
Neutral	256	NULL	40.76%	
Somewhat satisfied	149	4	23.73%	
Very satisfied	116	5	18.47%	
<b>Weighted Score: 3.66</b>				







22(d) : Entryway into the School				
	Count	Value	%	Percentage of total respondents
Very dissatisfied	17	1	2.69%	
Somewhat dissatisfied	68	2	10.76%	
Neutral	202	NULL	31.96%	
Somewhat satisfied	200	4	31.65%	
Very satisfied	145	5	22.94%	
<b>Weighted Score: 3.90</b>				







22(e) : Classroom				
	Count	Value	%	Percentage of total respondents
Very dissatisfied	22	1	3.51%	
Somewhat dissatisfied	61	2	9.73%	
Neutral	252	NULL	40.19%	
Somewhat satisfied	211	4	33.65%	
Very satisfied	81	5	12.92%	
<b>Weighted Score: 3.71</b>				







22(f) Security & Safety				
	Count	Value	%	Percentage of total respondents
Very dissatisfied	48	1	7.61%	
Somewhat dissatisfied	100	2	15.85%	
Neutral	199	NULL	31.54%	
Somewhat satisfied	207	4	32.81%	
Very satisfied	77	5	12.20%	
<b>Weighted Score: 3.38</b>				

22(g) : Technology				
	Count	Value	%	Percentage of total respondents
Very dissatisfied	19	1	3.02%	
Somewhat dissatisfied	82	2	13.02%	
Neutral	215	NULL	34.13%	
Somewhat satisfied	206	4	32.70%	
Very satisfied	108	5	17.14%	
<b>Weighted Score: 3.73</b>				

22(h) : Learning Environment				
	Count	Value	%	Percentage of total respondents
Very dissatisfied	20	1	3.18%	
Somewhat dissatisfied	87	2	13.83%	
Neutral	206	NULL	32.75%	
Somewhat satisfied	227	4	36.09%	
Very satisfied	89	5	14.15%	
<b>Weighted Score: 3.66</b>				

22(i) : Visability				
	Count	Value	%	Percentage of total respondents
Very dissatisfied	33	1	5.25%	
Somewhat dissatisfied	121	2	19.27%	
Neutral	245	NULL	39.01%	
Somewhat satisfied	148	4	23.57%	
Very satisfied	81	5	12.90%	
<b>Weighted Score: 3.32</b>				

22(j) : Performance spaces				
	Count	Value	%	Percentage of total respondents
Very dissatisfied	53	1	8.45%	
Somewhat dissatisfied	129	2	20.57%	
Neutral	270	NULL	43.06%	
Somewhat satisfied	126	4	20.10%	
Very satisfied	49	5	7.81%	
<b>Weighted Score: 2.97</b>				

22(k) : Outdoor spaces/Athletic fields				
	Count	Value	%	Percentage of total respondents
Very dissatisfied	64	1	10.14%	
Somewhat dissatisfied	145	2	22.98%	
Neutral	187	NULL	29.64%	
Somewhat satisfied	172	4	27.26%	
Very satisfied	63	5	9.98%	
<b>Weighted Score: 3.06</b>				

Q23. Please rank the following outdoor amenities in order of priority							
	Rank 1	Rank 2	Rank 3	Rank 4	Rank 5	Rank 6	Weighted Rank (Score)
Outdoor areas for socializing and relaxing	159	130	126	105	58	54	1 (2593)
Protected outdoor space (fenced or in a courtyard)	151	107	83	76	91	124	2 (2307)
Covered outdoor structure for play and events during inclement weather	87	125	138	106	104	72	3 (2297)
New or improved athletic/recreational fields	121	110	89	90	116	106	4 (2240)
Dedicated natural areas	62	94	111	140	115	110	5 (2046)
Walking trails/Bike paths	52	66	85	115	148	166	6 (1789)
<b>Total Count</b>							<b>632</b>

Q24. How does your child usually get to school?			
Count	Count	%	Percentage of total respondents
Bus	353	55.24%	
Bicycle	6	0.94%	
Car/Carpool	228	35.68%	
Walk	52	8.14%	
<b>Total Count</b>	<b>639</b>		

Q25. Does your child participate in any afterschool programs at their middle school?			
Count	Count	%	Percentage of total respondents
No	422	67.95%	
Yes	199	32.05%	
<b>Total Count</b>	<b>621</b>		

Q26. Please specify which programs
Jazz band.
clubs
scouts, karate AIMS
EDEP
D&D and sports
Volleyball, ambassadors, drama
Volleyball, track
Edep
Track
Track
Flag football
Track and cross country
jazz, sports, model UN, broadcast news
YWLP
Soccer
Sports and Music
Disciplina deportiva
Sports
Minecraft club
After school
Basketball
Basketball and track
Basketball
jazz band, after school sports, WAHS sports
School play and volleyball
EDEP
My kid walks to burley to be in the singing group. She also does squash at boars head.

Parks and Rec Sports
Soccer
Volleyball Drama
Tutoring and volleyball
Track and Cross Country, basketball
ACAC
Track and field
Henley sports
Volleyball, tennis, and orchestra
Fall, winter spring sports
Drama and basketball
Basketball
EDEP
Athletics
Henley Track
Jazz band
Basketball and soccer
Cross country, track, band, SCA
Basketball
Sports
Tennis; DND; band
Sports
Cross Country, Track, Tennis (walk to HS from MS), Drama
Cross Country Track
Dances, open gym, summer camp
Sports. Volleyball tennis. Track
Basketball, volleyball, bearettes
Football
Jazz band, volleyball
Track, tennis
Volleyball, music programs, will do other sports next year
Crozet junior strings
Cross country and track
cross country/track/tutoring
Track/cross country
Sports
Model UN
He's in high school now, but he used to do track.
Soccer and cross country
volleyball
Basketball, Track & Field

EDEP/BASE
Squash
Jazz Band
Basketball and cross country
Volleyball
dnd, tennis etc
Volleyball, musicals
Coding
Theater practice/productions, band concerts, recreational sports
EDEP
Running club, tennis
Football. Perhaps if there was more education for families about opportunities, we would do more. UNCLEAR where to get this - school, Parks & Rec, 3rd party programs, etc. As far as I know, after 2yrs, there no School run afterschool activities.
Math Club
Track
D&D club Minecraft/Gamers
Extra Algebra I sessions provided by Ms Mariscal (Thank you Ms Mariscal!!!)
Crozet sports
Sports
My child does not attend middle school yet.
Athletics
Basketball, volleyball
ACPS needs to start middle school athletics. Our students would have more connections with their school, build closer relationships with their peers and coaches, it would drive students to keep their grades up and attend class. They deserve that.
Basketball
Sports-basketball
Track, XC, soccer
Band
Fall County Basketball Team
volleyball, x country
Volleyball
Volleyball, tennis
Sports, plays
Soccer
Cross country
Music/ orchestra/ afterschool club
Cross Country
volleyball, dungeons and dragons clubs
band
Volleyball

Banda
High school sports
Basketball, soccer
Sports with county
Tutoring Cross country Jazz band
Sports and dances Chorus
Xc
Jazz Band
Jazz Band
Tutoring, gaming club
Cross country. Track. Both are great programs in partnership w County rec.
Sports and choral concerts
Sports-basketball and volleyball
Biking chess
Clubs, volleyball
track
Tennis
cross country/track
Debate and jazz band
sports
Running
Jazz Band, Flag Football, Running Club
Athletic programs
Karate
Our child is in elementary school but we wish to have her in after school programs now and in the future
Jazz band
Basketball
Sports
Volleyball
Track
parks and rec
Debate team
DND Club y Club de debates
Tennis, model UN, band, jazz Band
Cross country, volleyball, chorus
Basketball & track
Volleyball
Drama
Girls volleyball, when offered. Young Women's Leadership Program, Student council
volleyball, jazz band
Chess and origami

Volleyball
Flag football, model UN
TBD
Volleyball
Soccer
Rising 5th graders, likely to participate in after school programs but unknown which ones yet
Soccer
Basketball
Volleyball
Model UN Cross Country
Gaming Club
sports
Chorus, volleyball
Tiger Tones, Dance Factor
They need a middle school athletics program in ACPS, like surrounding schools and every other middle school I know
art club when it happens
Science club at SRES
sports and clubs
EDEP
Basketball Flag Football
Soccer
Tennis. Volleyball
sports, music, dance
My child is in elementary school. A lot of these questions are irrelevant to or unanswerable by me at this point in time. If you're going to send this survey to all families, make it relevant to all families. How much money was wasted designing this?
athletics - tennis, track
Model UN
not there yet, but will
track
Volleyball
Football
My children are in elementary school but I am sure they will participate in after school activities at school.