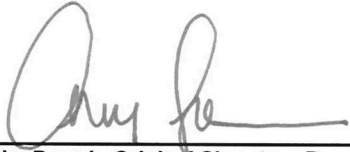


FINAL GENERAL FUND BUDGET

Fiscal Year 2023-2024

General Fund Budget Approval

Date of Adoption of the General Fund Budget: 5/30/23



President of the Board - Original Signature Required

Date May 30, 2023



Secretary of the Board - Original Signature Required

Date May 30, 2023



Chief School Administrator - Original Signature Required

Date May 30, 2023

Brian Pawling

Contact Person

(610)688-8100

Extn :6134

Telephone

Extension

brian.pawling@rtsd.org

Email Address

**CERTIFICATION OF ESTIMATED ENDING FUND BALANCE
FROM 2023-2024 GENERAL FUND BUDGET**

24 PS 6-688

(10/2010)

SCHOOL DISTRICT : Radnor Township SD	COUNTY : Delaware	AUN : 125237603
---	----------------------	--------------------

No school district shall approve an increase in real property taxes unless it has adopted a budget that includes an estimated, ending unreserved undesignated fund balance (unassigned) less than the specified percentage of its total budgeted expenditures:

Total Budgeted Expenditures	Fund Balance % Limit (less than)
Less Than or Equal to \$11,999,999	12.0%
Between \$12,000,000 and \$12,999,999	11.5%
Between \$13,000,000 and \$13,999,999	11.0%
Between \$14,000,000 and \$14,999,999	10.5%
Between \$15,000,000 and \$15,999,999	10.0%
Between \$16,000,000 and \$16,999,999	9.5%
Between \$17,000,000 and \$17,999,999	9.0%
Between \$18,000,000 and \$18,999,999	8.5%
Greater Than or Equal to \$19,000,000	8.0%

Did you raise property taxes in SY 2023-2024 (compared to 2022-2023)?

Yes

☒

No

☐

If yes, see information below, taken from the 2023-2024 General Fund Budget.

Total Budgeted Expenditures	\$115105357
Ending Unassigned Fund Balance	\$5905132
Ending Unassigned Fund Balance as a percentage (%) of Total Budgeted Expenditures	5.13%

The Estimated Ending Unassigned Fund Balance is within the allowable limits.


Yes

☒

No

☐

I hereby certify that the above information is accurate and complete.

SIGNATURE OF SUPERINTENDENT 	DATE 5/30/23
---	-----------------

DUE DATE: AUGUST 15, 2023

**CERTIFICATION OF USE OF PDE-2028
FOR PUBLIC INSPECTION OF 2023-2024 PROPOSED BUDGET**


24 PS 6-687(a)(1)

(03/2006)

School District Name : Radnor Township SD	County : Delaware	AUN Number : 125237603
---	-----------------------------	----------------------------------

Section 687(a)(1) of the School Code requires the president of the board of school directors of each school district to certify to the Department of Education that the proposed budget was prepared, presented and will be made available for public inspection using the uniform form prepared and furnished by the Department of Education.

I hereby certify that the above information is accurate and complete.

SIGNATURE OF SCHOOL BOARD PRESIDENT 	DATE 5/30/23
---	------------------------

DUE DATE: IMMEDIATELY FOLLOWING
ADOPTION OF PROPOSED
FINAL GENERAL FUND BUDGET

<u>Val Number</u>	<u>Description</u>	<u>Justification</u>
5030	Expenditure Detail: Amounts must be entered for both 100 Salaries and 200 Benefits. Function 1400, Object 100: \$165,000.00 Function 1400, Object 200: \$0.00 . Provide a justification.	Partial salary allocation - benefits charged to another function.
8060	Ending Fund Balance Entry and Budgetary Reserve: If 5900 Budgetary Reserve is not equal to 0, a justification must be entered below.	Budgeted amount for unforeseen expenditures.
8080	Ending Fund Balance Entry and Budgetary Reserve: If 0850 Estimated Ending Unassigned Fund Balance is not equal to 0, a justification must be entered below.	Reserves for unanticipated expenditures and future commitments.
8150	Ending Fund Balance Entry and Budgetary Reserve: If 0830 Committed Fund Balance is not equal to 0, a justification must be entered below.	Reserves for future commitments.

<u>ITEM</u>	<u>AMOUNTS</u>	
Estimated Beginning Unreserved Fund Balance Available for Appropriation and Reserves Scheduled For Liquidation During The Fiscal Year		
0810 Nonspendable Fund Balance		
0820 Restricted Fund Balance		
0830 Committed Fund Balance	22,485,473	
0840 Assigned Fund Balance		
0850 Unassigned Fund Balance	8,835,876	
Total Estimated Beginning Unreserved Fund Balance Available for Appropriation and Reserves Scheduled For Liquidation During The Fiscal Year		<u>\$31,321,349</u>
Estimated Revenues And Other Financing Sources		
6000 Revenue from Local Sources	96,269,372	
7000 Revenue from State Sources	16,814,498	
8000 Revenue from Federal Sources	2,011,487	
9000 Other Financing Sources	10,000	
Total Estimated Revenues And Other Financing Sources		<u>\$115,105,357</u>
Total Estimated Fund Balance, Revenues, and Other Financing Sources Available for Appropriation		<u>\$146,426,706</u>

	<u>Amount</u>
REVENUE FROM LOCAL SOURCES	
6111 Current Real Estate Taxes	89,101,971
6112 Interim Real Estate Taxes	375,000
6113 Public Utility Realty Taxes	80,000
6114 Payments in Lieu of Current Taxes - State / Local	225,000
6140 Current Act 511 Taxes - Flat Rate Assessments	105,000
6150 Current Act 511 Taxes - Proportional Assessments	2,400,000
6400 Delinquencies on Taxes Levied / Assessed by the LEA	1,090,000
6500 Earnings on Investments	1,000,000
6700 Revenues from LEA Activities	23,000
6800 Revenues from Intermediary Sources / Pass-Through Funds	541,064
6910 Rentals	50,000
6920 Contributions and Donations from Private Sources	20,000
6940 Tuition from Patrons	1,125,000
6990 Refunds and Other Miscellaneous Revenue	133,337
REVENUE FROM LOCAL SOURCES	\$96,269,372
REVENUE FROM STATE SOURCES	
7111 Basic Education Funding-Formula	2,564,445
7112 Basic Education Funding-Social Security	1,910,185
7160 Tuition for Orphans Subsidy	10,000
7271 Special Education funds for School-Aged Pupils	1,441,003
7311 Pupil Transportation Subsidy	270,000
7312 Nonpublic and Charter School Pupil Transportation Subsidy	115,000
7320 Rental and Sinking Fund Payments / Building Reimbursement Subsidy	99,520
7330 Health Services (Medical, Dental, Nurse, Act 25)	125,000
7340 State Property Tax Reduction Allocation	1,831,701
7505 Ready to Learn Block Grant	113,925
7599 Other State Revenue Not Listed Elsewhere in the 7000 Series	10,000
7820 State Share of Retirement Contributions	8,323,719
REVENUE FROM STATE SOURCES	\$16,814,498
REVENUE FROM FEDERAL SOURCES	
8514 Title I - Improving the Academic Achievement of the Disadvantaged	462,402
8515 Title II - Preparing, Training, and Recruiting High Quality Teachers and Principals	95,031
8516 Title III - Language Instruction for English Learners and Immigrant Students	25,505

LEA : 125237603 Radnor Township SD

	<u>Amount</u>
REVENUE FROM FEDERAL SOURCES	
8517 Title IV - 21st Century Schools	37,252
8731 ARRA - Build America Bonds	80,000
8732 ARRA - Qualified School Construction Bonds (QSCB)	170,000
8744 ARP ESSER - Elementary and Secondary School Emergency Relief Fund	935,297
8810 School-Based Access Medicaid Reimbursement Program (SBAP) Reimbursements (Access)	200,000
8820 Medical Assistance Reimbursement for Administrative Claiming (Quarterly) Program	6,000
REVENUE FROM FEDERAL SOURCES	\$2,011,487
OTHER FINANCING SOURCES	
9400 Sale of or Compensation for Loss of Fixed Assets	5,000
9500 Capital Contributions	5,000
OTHER FINANCING SOURCES	\$10,000
TOTAL ESTIMATED REVENUES AND OTHER SOURCES	115,105,357

Act 1 Index (current): 4.1%

Calculation Method:	Rate	Additional Mills For Community College: 0.1580
Approx. Tax Revenue from RE Taxes:	\$88,120,701	
Amount of Tax Relief for Homestead Exclusions	<u>\$1,831,701</u>	
Total Approx. Tax Revenue:	\$89,952,402	
Approx. Tax Levy for Tax Rate Calculation:	\$92,677,785	
	Delaware	Total

2022-23 Data		
a. Assessed Value	\$6,287,348,419	\$6,287,348,419
b. Real Estate Mills	14.0313	14.0313
I. 2023-24 Data		
c. 2021 STEB Market Value	\$5,586,911,054	\$5,586,911,054
d. Assessed Value	\$6,402,654,493	\$6,402,654,493
e. Assessed Value of New Constr/ Renov	\$0	\$0
2022-23 Calculations		
f. 2022-23 Tax Levy	\$88,219,672	\$88,219,672
(a * b)		
2023-24 Calculations		
g. Percent of Total Market Value	100.00000%	100.00000%
h. Rebalanced 2022-23 Tax Levy		\$88,219,672
(f Total * g)		
i. Base Mills Subject to Index	14.0313	14.0313
(h / a * 1000) if no reassessment		
(h / (d-e) * 1000) if reassessment		
Calculation of Tax Rates and Levies Generated		
j. Weighted Avg. Collection Percentage	97.00000%	97.00000%
k. Tax Levy Needed		\$92,677,785
(Approx. Tax Levy * g)		
I. 2023-24 Real Estate Tax Rate	14.4749	14.4749
(k / d * 1000)		
III. m. Tax Levy Generated by Mills	\$92,677,784	\$92,677,784
(I / 1000 * d)		
n. Tax Levy minus Tax Relief for Homestead Exclusions		\$90,846,083
(m - Amount of Tax Relief for Homestead Exclusions)		
o. Net Tax Revenue Generated By Mills		\$88,120,701
(n * Est. Pct. Collection)		

Act 1 Index (current): 4.1%

Calculation Method:

Rate

Additional Mills For Community College:
0.1580

Approx. Tax Revenue from RE Taxes:

\$88,120,701

Amount of Tax Relief for Homestead Exclusions

\$1,831,701

Total Approx. Tax Revenue:

\$89,952,402

Approx. Tax Levy for Tax Rate Calculation:

\$92,677,785

	Delaware	Total
Index Maximums		
p. Maximum Mills Based On Index (i * (1 + Index))	14.6065	14.6066
q. Mills In Excess of Index (if (l > p), (l - p))	0.0000	
r. Maximum Tax Levy Based On Index (p / 1000 * d)	\$93,520,373	\$93,520,373
IV. s. Millage Rate within Index? (If l > p Then No)	Yes	
t. Tax Levy In Excess of Index (if (m > r), (m - r))	\$0	\$0
u. Tax Revenue In Excess of Index (t * Est. Pct. Collection)	\$0	\$0
v. 2023-24 Total Real Estate Mills		
14.6329		
w. Tax Levy Generated By Mills (Line m)	\$92,677,784	\$92,677,784
x. Tax Levy Generated By Additional Mills (Additional Mills / 1000 * d)	\$1,011,619	\$1,011,619
V. y. Tax Levy minus Tax Relief for Homestead Exclusions		\$91,857,702
z. Net Tax Revenue Generated by Mills (y * j)		\$89,101,971
Information Related to Property Tax Relief		
V1. Assessed Value Exclusion per Homestead	\$25,015.37	
Number of Homestead/Farmstead Properties	5004	5004
Median Assessed Value of Homestead Properties		\$609,090

Act 1 Index (current): 4.1%

Calculation Method:	Rate	Additional Mills For Community College:		0.1580
Approx. Tax Revenue from RE Taxes:	\$88,120,701			
Amount of Tax Relief for Homestead Exclusions	<u>\$1,831,701</u>			
Total Approx. Tax Revenue:	\$89,952,402			
Approx. Tax Levy for Tax Rate Calculation:	\$92,677,785			
	Delaware	Total		

State Property Tax Reduction Allocation used for: Homestead Exclusions	\$1,831,701	Lowering RE Tax Rate	\$0	\$1,831,701
Prior Year State Property Tax Reduction Allocation used for: Homestead Exclusions	\$0			\$0
Amount of Tax Relief from State/Local Sources				\$1,831,701

CODE								
6111 <u>Current Real Estate Taxes</u>				<u>Amount of Tax Relief for Homestead Exclusions</u>	<u>Tax Levy Minus Homestead Exclusions</u>		<u>Percent Collected</u>	<u>Net Tax Revenue Generated By Mills</u>
<u>County Name</u>	<u>Taxable Assessed Value</u>	<u>Real Estate Mills</u>	<u>Tax Levy Generated by Mills</u>					
Delaware	6,402,654,493	14.6329	93,689,403				97.00000%	
Totals:	6,402,654,493		93,689,403	-	1,831,701	=	91,857,702 X	97.00000% = 89,101,971
				<u>Rate</u>			<u>Estimated Revenue</u>	
6120	<u>Current Per Capita Taxes, Section 679</u>			\$0.00			0	
6140	<u>Current Act 511 Taxes – Flat Rate Assessments</u>			<u>Rate</u>	<u>Add'l Rate (if appl.)</u>	<u>Tax Levy</u>	<u>Estimated Revenue</u>	
6141	Current Act 511 Per Capita Taxes			\$0.00	\$0.00	0	0	
6142	Current Act 511 Occupation Taxes – Flat Rate			\$0.00	\$0.00	0	0	
6143	Current Act 511 Local Services Taxes			\$5.00	\$0.00	105,000	105,000	
6144	Current Act 511 Trailer Taxes			\$0.00	\$0.00	0	0	
6145	Current Act 511 Business Privilege Taxes – Flat Rate			\$0.00	\$0.00	0	0	
6146	Current Act 511 Mechanical Device Taxes – Flat Rate			\$0.00	\$0.00	0	0	
6149	Current Act 511 Taxes, Other Flat Rate Assessments			\$0.00	\$0.00	0	0	
Total Current Act 511 Taxes – Flat Rate Assessments						105,000	105,000	
6150	<u>Current Act 511 Taxes – Proportional Assessments</u>			<u>Rate</u>	<u>Add'l Rate (if appl.)</u>	<u>Tax Levy</u>	<u>Estimated Revenue</u>	
6151	Current Act 511 Earned Income Taxes			0.000%	0.000%	0	0	
6152	Current Act 511 Occupation Taxes			0.000	0.000	0	0	
6153	Current Act 511 Real Estate Transfer Taxes			0.500%	0.000%	2,400,000	2,400,000	
6154	Current Act 511 Amusement Taxes			0.000%	0.000%	0	0	
6155	Current Act 511 Business Privilege Taxes			0.000	0.000	0	0	
6156	Current Act 511 Mechanical Device Taxes – Percentage			0.000%	0.000%	0	0	
6157	Current Act 511 Mercantile Taxes			0.000	0.000	0	0	
6159	Current Act 511 Taxes, Other Proportional Assessments			0	0	0	0	
Total Current Act 511 Taxes – Proportional Assessments						2,400,000	2,400,000	
Total Act 511, Current Taxes							2,505,000	
		Act 511 Tax Limit -->		5,586,911,054 X		12	67,042,933	
				Market Value		Mills	(511 Limit)	

Tax Function	Description	Tax Rate Charged in:		Percent Change in Rate	Less than or equal to Index	Index	Additional Tax Rate Charged in:		Percent Change in Rate	Less than or equal to Index
		2022-23 (Rebalanced)	2023-24				2022-23 (Rebalanced)	2023-24		
6111	<u>Current Real Estate Taxes</u>									
	Delaware	14.0313	14.4749	3.17%	Yes	4.1%				
	<u>Current Act 511 Taxes – Flat Rate Assessments</u>									
6143	Current Act 511 Local Services Taxes	\$5.00	\$5.00	0.00%	Yes	4.1%				
	<u>Current Act 511 Taxes – Proportional Assessments</u>									
6153	Current Act 511 Real Estate Transfer Taxes	0.500%	0.500%	0.00%	Yes	4.1%				

LEA : 125237603 Radnor Township SD

Printed 6/12/2023 9:39:29 AM

<u>Description</u>	<u>Amount</u>
1000 Instruction	
1100 Regular Programs - Elementary / Secondary	44,272,472
1200 Special Programs - Elementary / Secondary	15,982,690
1300 Vocational Education	387,133
1400 Other Instructional Programs - Elementary / Secondary	202,400
1500 Nonpublic School Programs	62,286
1600 Adult Education Programs	1,243,246
Total Instruction	\$62,150,227
2000 Support Services	
2100 Support Services - Students	5,621,138
2200 Support Services - Instructional Staff	5,003,164
2300 Support Services - Administration	6,527,873
2400 Support Services - Pupil Health	1,544,354
2500 Support Services - Business	1,230,183
2600 Operation and Maintenance of Plant Services	10,046,753
2700 Student Transportation Services	5,270,276
2800 Support Services - Central	1,319,658
2900 Other Support Services	82,000
Total Support Services	\$36,645,399
3000 Operation of Non-Instructional Services	
3200 Student Activities	1,665,480
Total Operation of Non-Instructional Services	\$1,665,480
5000 Other Expenditures and Financing Uses	
5100 Debt Service / Other Expenditures and Financing Uses	8,184,507
5200 Interfund Transfers - Out	4,329,664
5900 Budgetary Reserve	2,130,080
Total Other Expenditures and Financing Uses	\$14,644,251
Total Estimated Expenditures and Other Financing Uses	\$115,105,357

LEA : 125237603 Radnor Township SD

Printed 6/12/2023 9:39:30 AM

<u>Description</u>	<u>Amount</u>
1000 Instruction	
1100 <u>Regular Programs - Elementary / Secondary</u>	
100 Personnel Services - Salaries	25,595,578
200 Personnel Services - Employee Benefits	16,470,625
300 Purchased Professional and Technical Services	1,308,697
400 Purchased Property Services	62,594
500 Other Purchased Services	229,163
600 Supplies	597,096
700 Property	5,799
800 Other Objects	2,920
Total Regular Programs - Elementary / Secondary	\$44,272,472
1200 <u>Special Programs - Elementary / Secondary</u>	
100 Personnel Services - Salaries	6,051,100
200 Personnel Services - Employee Benefits	3,485,852
300 Purchased Professional and Technical Services	2,893,591
400 Purchased Property Services	15,000
500 Other Purchased Services	3,255,847
600 Supplies	261,330
700 Property	19,620
800 Other Objects	350
Total Special Programs - Elementary / Secondary	\$15,982,690
1300 <u>Vocational Education</u>	
500 Other Purchased Services	387,133
Total Vocational Education	\$387,133
1400 <u>Other Instructional Programs - Elementary / Secondary</u>	
100 Personnel Services - Salaries	165,000
300 Purchased Professional and Technical Services	37,400
Total Other Instructional Programs - Elementary / Secondary	\$202,400
1500 <u>Nonpublic School Programs</u>	
500 Other Purchased Services	62,286
Total Nonpublic School Programs	\$62,286
1600 <u>Adult Education Programs</u>	
500 Other Purchased Services	1,243,246
Total Adult Education Programs	\$1,243,246
Total Instruction	\$62,150,227
2000 Support Services	
2100 <u>Support Services - Students</u>	
100 Personnel Services - Salaries	3,419,768
200 Personnel Services - Employee Benefits	1,905,893
300 Purchased Professional and Technical Services	227,520
500 Other Purchased Services	12,295
600 Supplies	37,559
700 Property	8,938

LEA : 125237603 Radnor Township SD

Printed 6/12/2023 9:39:30 AM

Description	Amount
800 Other Objects	9,165
Total Support Services - Students	\$5,621,138
2200 Support Services - Instructional Staff	
100 Personnel Services - Salaries	2,776,132
200 Personnel Services - Employee Benefits	1,878,077
300 Purchased Professional and Technical Services	42,400
400 Purchased Property Services	98,640
500 Other Purchased Services	74,223
600 Supplies	126,881
800 Other Objects	6,811
Total Support Services - Instructional Staff	\$5,003,164
2300 Support Services - Administration	
100 Personnel Services - Salaries	3,450,265
200 Personnel Services - Employee Benefits	2,215,683
300 Purchased Professional and Technical Services	442,593
400 Purchased Property Services	201,092
500 Other Purchased Services	64,800
600 Supplies	72,223
700 Property	17,623
800 Other Objects	63,594
Total Support Services - Administration	\$6,527,873
2400 Support Services - Pupil Health	
100 Personnel Services - Salaries	685,058
200 Personnel Services - Employee Benefits	460,696
300 Purchased Professional and Technical Services	360,500
400 Purchased Property Services	500
500 Other Purchased Services	1,100
600 Supplies	15,500
700 Property	21,000
Total Support Services - Pupil Health	\$1,544,354
2500 Support Services - Business	
100 Personnel Services - Salaries	605,974
200 Personnel Services - Employee Benefits	441,144
300 Purchased Professional and Technical Services	9,000
400 Purchased Property Services	3,840
500 Other Purchased Services	107,550
600 Supplies	60,875
800 Other Objects	1,800
Total Support Services - Business	\$1,230,183
2600 Operation and Maintenance of Plant Services	
100 Personnel Services - Salaries	3,952,600
200 Personnel Services - Employee Benefits	2,672,629
300 Purchased Professional and Technical Services	403,000
400 Purchased Property Services	1,030,500
500 Other Purchased Services	379,900

LEA : 125237603 Radnor Township SD

Printed 6/12/2023 9:39:30 AM

<u>Description</u>	<u>Amount</u>
600 Supplies	1,449,024
700 Property	151,700
800 Other Objects	7,400
Total Operation and Maintenance of Plant Services	\$10,046,753
2700 <u>Student Transportation Services</u>	
100 Personnel Services - Salaries	2,383,534
200 Personnel Services - Employee Benefits	2,144,942
300 Purchased Professional and Technical Services	75,500
400 Purchased Property Services	11,300
500 Other Purchased Services	165,000
600 Supplies	484,000
700 Property	6,000
Total Student Transportation Services	\$5,270,276
2800 <u>Support Services - Central</u>	
100 Personnel Services - Salaries	749,624
200 Personnel Services - Employee Benefits	555,159
500 Other Purchased Services	6,850
600 Supplies	2,090
700 Property	4,360
800 Other Objects	1,575
Total Support Services - Central	\$1,319,658
2900 <u>Other Support Services</u>	
500 Other Purchased Services	82,000
Total Other Support Services	\$82,000
Total Support Services	\$36,645,399
3000 Operation of Non-Instructional Services	
3200 <u>Student Activities</u>	
100 Personnel Services - Salaries	808,244
200 Personnel Services - Employee Benefits	380,685
300 Purchased Professional and Technical Services	216,417
400 Purchased Property Services	10,750
500 Other Purchased Services	12,000
600 Supplies	129,859
700 Property	9,053
800 Other Objects	98,472
Total Student Activities	\$1,665,480
Total Operation of Non-Instructional Services	\$1,665,480
5000 Other Expenditures and Financing Uses	
5100 <u>Debt Service / Other Expenditures and Financing Uses</u>	
800 Other Objects	3,046,189
900 Other Uses of Funds	5,138,318
Total Debt Service / Other Expenditures and Financing Uses	\$8,184,507
5200 <u>Interfund Transfers - Out</u>	

<u>Description</u>	<u>Amount</u>
900 Other Uses of Funds	4,329,664
Total Interfund Transfers - Out	\$4,329,664
5900 <u>Budgetary Reserve</u>	
800 Other Objects	2,130,080
Total Budgetary Reserve	\$2,130,080
Total Other Expenditures and Financing Uses	\$14,644,251
TOTAL EXPENDITURES	\$115,105,357

LEA : 125237603 Radnor Township SD

Cash and Short-Term Investments

	06/30/2023 Estimate	06/30/2024 Projection
General Fund		
Public Purpose (Expendable) Trust Fund		
Other Comptroller-Approved Special Revenue Funds		
Athletic / School-Sponsored Extra Curricular Activities Fund		
Capital Reserve Fund - § 690, §1850		
Capital Reserve Fund - § 1431		
Other Capital Projects Fund		
Debt Service Fund		
Food Service / Cafeteria Operations Fund		
Child Care Operations Fund		
Other Enterprise Funds		
Internal Service Fund		
Private Purpose Trust Fund		
Investment Trust Fund		
Pension Trust Fund		
Activity Fund		
Other Agency Fund		
Permanent Fund		
Total Cash and Short-Term Investments		

Long-Term Investments

	06/30/2023 Estimate	06/30/2024 Projection
General Fund	31,000,000	30,000,000
Public Purpose (Expendable) Trust Fund		
Other Comptroller-Approved Special Revenue Funds		
Athletic / School-Sponsored Extra Curricular Activities Fund		
Capital Reserve Fund - § 690, §1850		
Capital Reserve Fund - § 1431	7,500,000	8,000,000
Other Capital Projects Fund		
Debt Service Fund		
Food Service / Cafeteria Operations Fund	315,000	310,000
Child Care Operations Fund		
Other Enterprise Funds		
Internal Service Fund		
Private Purpose Trust Fund	62,000	63,000
Investment Trust Fund		
Pension Trust Fund		
Activity Fund		
Other Agency Fund		

LEA : 125237603 Radnor Township SD

Printed 6/12/2023 9:39:31 AM

<u>Long-Term Investments</u>	<u>06/30/2023 Estimate</u>	<u>06/30/2024 Projection</u>
Permanent Fund		
Total Long-Term Investments	\$38,877,000	\$38,373,000
TOTAL CASH AND INVESTMENTS	\$38,877,000	\$38,373,000

LEA : 125237603 Radnor Township SD

<u>Long-Term Indebtedness</u>	<u>06/30/2023 Estimate</u>	<u>06/30/2024 Projection</u>
General Fund		
0510 Bonds Payable	94,000,000	89,529,000
0520 Extended-Term Financing Agreements Payable		
0530 Lease and Other Right To Use Obligations		
0540 Accumulated Compensated Absences	886,349	890,000
0550 Authority Lease Obligations		
0560 Other Post-Employment Benefits (OPEB)	3,587,000	3,500,000
0599 Other Noncurrent Liabilities		
Total General Fund	\$98,473,349	\$93,919,000
Public Purpose (Expendable) Trust Fund		
0510 Bonds Payable		
0520 Extended-Term Financing Agreements Payable		
0530 Lease and Other Right To Use Obligations		
0540 Accumulated Compensated Absences		
0550 Authority Lease Obligations		
0560 Other Post-Employment Benefits (OPEB)		
0599 Other Noncurrent Liabilities		
Total Public Purpose (Expendable) Trust Fund		
Other Comptroller-Approved Special Revenue Funds		
0510 Bonds Payable		
0520 Extended-Term Financing Agreements Payable		
0530 Lease and Other Right To Use Obligations		
0540 Accumulated Compensated Absences		
0550 Authority Lease Obligations		
0560 Other Post-Employment Benefits (OPEB)		
0599 Other Noncurrent Liabilities		
Total Other Comptroller-Approved Special Revenue Funds		
Athletic / School-Sponsored Extra Curricular Activities Fund		
0510 Bonds Payable		
0520 Extended-Term Financing Agreements Payable		
0530 Lease and Other Right To Use Obligations		
0540 Accumulated Compensated Absences		
0550 Authority Lease Obligations		
0560 Other Post-Employment Benefits (OPEB)		
0599 Other Noncurrent Liabilities		
Total Athletic / School-Sponsored Extra Curricular Activities Fund		

<u>Long-Term Indebtedness</u>	<u>06/30/2023 Estimate</u>	<u>06/30/2024 Projection</u>
Capital Reserve Fund - \$ 690, \$1850		
0510 Bonds Payable		
0520 Extended-Term Financing Agreements Payable		
0530 Lease and Other Right To Use Obligations		
0540 Accumulated Compensated Absences		
0550 Authority Lease Obligations		
0560 Other Post-Employment Benefits (OPEB)		
0599 Other Noncurrent Liabilities		
Total Capital Reserve Fund - \$ 690, \$1850		
Capital Reserve Fund - \$ 1431		
0510 Bonds Payable		
0520 Extended-Term Financing Agreements Payable		
0530 Lease and Other Right To Use Obligations		
0540 Accumulated Compensated Absences		
0550 Authority Lease Obligations		
0560 Other Post-Employment Benefits (OPEB)		
0599 Other Noncurrent Liabilities		
Total Capital Reserve Fund - \$ 1431		
Other Capital Projects Fund		
0510 Bonds Payable		
0520 Extended-Term Financing Agreements Payable		
0530 Lease and Other Right To Use Obligations		
0540 Accumulated Compensated Absences		
0550 Authority Lease Obligations		
0560 Other Post-Employment Benefits (OPEB)		
0599 Other Noncurrent Liabilities		
Total Other Capital Projects Fund		
Debt Service Fund		
0510 Bonds Payable		
0520 Extended-Term Financing Agreements Payable		
0530 Lease and Other Right To Use Obligations		
0540 Accumulated Compensated Absences		
0550 Authority Lease Obligations		
0560 Other Post-Employment Benefits (OPEB)		
0599 Other Noncurrent Liabilities		
Total Debt Service Fund		

<u>Long-Term Indebtedness</u>	<u>06/30/2023 Estimate</u>	<u>06/30/2024 Projection</u>
Food Service / Cafeteria Operations Fund		
0510 Bonds Payable		
0520 Extended-Term Financing Agreements Payable		
0530 Lease and Other Right To Use Obligations		
0540 Accumulated Compensated Absences		
0550 Authority Lease Obligations		
0560 Other Post-Employment Benefits (OPEB)		
0599 Other Noncurrent Liabilities		
Total Food Service / Cafeteria Operations Fund		
Child Care Operations Fund		
0510 Bonds Payable		
0520 Extended-Term Financing Agreements Payable		
0530 Lease and Other Right To Use Obligations		
0540 Accumulated Compensated Absences		
0550 Authority Lease Obligations		
0560 Other Post-Employment Benefits (OPEB)		
0599 Other Noncurrent Liabilities		
Total Child Care Operations Fund		
Other Enterprise Funds		
0510 Bonds Payable		
0520 Extended-Term Financing Agreements Payable		
0530 Lease and Other Right To Use Obligations		
0540 Accumulated Compensated Absences		
0550 Authority Lease Obligations		
0560 Other Post-Employment Benefits (OPEB)		
0599 Other Noncurrent Liabilities		
Total Other Enterprise Funds		
Internal Service Fund		
0510 Bonds Payable		
0520 Extended-Term Financing Agreements Payable		
0530 Lease and Other Right To Use Obligations		
0540 Accumulated Compensated Absences		
0550 Authority Lease Obligations		
0560 Other Post-Employment Benefits (OPEB)		
0599 Other Noncurrent Liabilities		
Total Internal Service Fund		

<u>Long-Term Indebtedness</u>	<u>06/30/2023 Estimate</u>	<u>06/30/2024 Projection</u>
Private Purpose Trust Fund		
0510 Bonds Payable		
0520 Extended-Term Financing Agreements Payable		
0530 Lease and Other Right To Use Obligations		
0540 Accumulated Compensated Absences		
0550 Authority Lease Obligations		
0560 Other Post-Employment Benefits (OPEB)		
0599 Other Noncurrent Liabilities		
Total Private Purpose Trust Fund		
Investment Trust Fund		
0510 Bonds Payable		
0520 Extended-Term Financing Agreements Payable		
0530 Lease and Other Right To Use Obligations		
0540 Accumulated Compensated Absences		
0550 Authority Lease Obligations		
0560 Other Post-Employment Benefits (OPEB)		
0599 Other Noncurrent Liabilities		
Total Investment Trust Fund		
Pension Trust Fund		
0510 Bonds Payable		
0520 Extended-Term Financing Agreements Payable		
0530 Lease and Other Right To Use Obligations		
0540 Accumulated Compensated Absences		
0550 Authority Lease Obligations		
0560 Other Post-Employment Benefits (OPEB)		
0599 Other Noncurrent Liabilities		
Total Pension Trust Fund		
Activity Fund		
0510 Bonds Payable		
0520 Extended-Term Financing Agreements Payable		
0530 Lease and Other Right To Use Obligations		
0540 Accumulated Compensated Absences		
0550 Authority Lease Obligations		
0560 Other Post-Employment Benefits (OPEB)		
0599 Other Noncurrent Liabilities		
Total Activity Fund		

<u>Long-Term Indebtedness</u>	<u>06/30/2023 Estimate</u>	<u>06/30/2024 Projection</u>
Other Agency Fund		
0510 Bonds Payable		
0520 Extended-Term Financing Agreements Payable		
0530 Lease and Other Right To Use Obligations		
0540 Accumulated Compensated Absences		
0550 Authority Lease Obligations		
0560 Other Post-Employment Benefits (OPEB)		
0599 Other Noncurrent Liabilities		
Total Other Agency Fund		
Permanent Fund		
0510 Bonds Payable		
0520 Extended-Term Financing Agreements Payable		
0530 Lease and Other Right To Use Obligations		
0540 Accumulated Compensated Absences		
0550 Authority Lease Obligations		
0560 Other Post-Employment Benefits (OPEB)		
0599 Other Noncurrent Liabilities		
Total Permanent Fund		
Total Long-Term Indebtedness	\$98,473,349	\$93,919,000

<u>Short-Term Payables</u>	<u>06/30/2023 Estimate</u>	<u>06/30/2024 Projection</u>
General Fund		
Public Purpose (Expendable) Trust Fund		
Other Comptroller-Approved Special Revenue Funds		
Athletic / School-Sponsored Extra Curricular Activities Fund		
Capital Reserve Fund - § 690, §1850		
Capital Reserve Fund - § 1431		
Other Capital Projects Fund		
Debt Service Fund		
Food Service / Cafeteria Operations Fund		
Child Care Operations Fund		
Other Enterprise Funds		
Internal Service Fund		
Private Purpose Trust Fund		
Investment Trust Fund		
Pension Trust Fund		
Activity Fund		
Other Agency Fund		
Permanent Fund		
Total Short-Term Payables		
TOTAL INDEBTEDNESS	\$98,473,349	\$93,919,000

Account Description	Amounts
0810 Nonspendable Fund Balance	
0820 Restricted Fund Balance	
0830 Committed Fund Balance	25,416,217
0840 Assigned Fund Balance	
0850 Unassigned Fund Balance	5,905,132
Total Ending Fund Balance - Committed, Assigned, and Unassigned	\$31,321,349
5900 Budgetary Reserve	2,130,080
Total Estimated Ending Committed, Assigned, and Unassigned Fund Balance and Budgetary Reserve	\$33,451,429