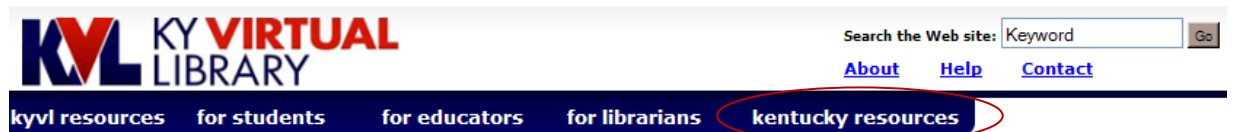


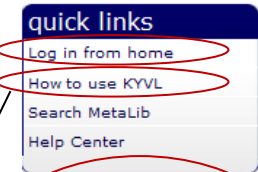
KYVL for _____ Public Schools

Username:

Password:



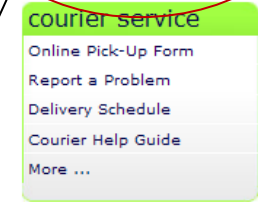
If you're using KYVL outside your school or library, click here and log in with your KYVL username and password.



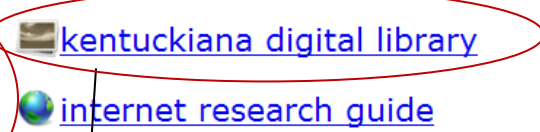
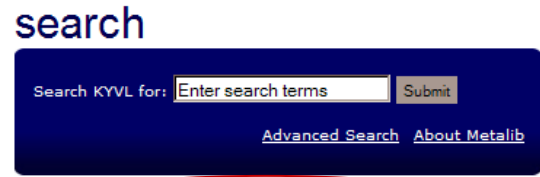
Need help using some of the databases?
Tutorials are just a click away!



After logging in, click your grade level to access resources



The Kentuckiana Digital Library contains primary source documents like pictures, newspapers and audio recordings – all about Kentucky!



did you know?
The Kentuckiana Digital Library's digitized collection also includes 1,000 books, over 80,000 digital photographs, and 200,000 pages from Kentucky Newspapers.



Want more information about Kentucky, such as statistics, vital records and other fun stuff? Check out our Kentucky page – a whole area devoted to Kentucky resources.



Wondering how to cite an article? Or how to tell whether a website is authoritative? Take a look at our How to Do Research Tutorial. Everything you've ever wanted to know about doing research at your fingertips.

Not sure where to start? The Internet Research Guide has hundreds of reliable web resources and is browseable by subject.

Choose our Find a Database tool to see descriptions of all the KYVL databases.

EBSCO databases contain thousands of magazine and journal titles, as well as reference books and images. Choose this button to access all KYVL's EBSCO databases.

Student Research Center gives you access to the most popular EBSCO resources for High School Students, in an interface that's easy to use. Search for articles, images and even TV news transcripts.

Grolier Online lets you access FOUR encyclopedias, each with its own images, maps and other media. Every article links to citation information, web resources and full-text articles related to the topic. You can also access an interactive Atlas, Dictionary AND Timeline.

Kids Search helps elementary and middle school students search EBSCO resources - in an interface especially for them. Search for articles, images and even TV news transcripts.

The screenshot shows the KY Virtual Library homepage. At the top, there is a search bar with the text "Search the Web site: Keyword" and a "Go" button. Below the search bar are navigation links: "About", "Help", and "Contact". A dark blue banner contains the text "kylv resources for students for educators for librarians kentucky resources".

On the left side, there are three vertical menu boxes:

- quick links**: Log in from home, How to use KYVL, Search MetaLib, Help Center.
- research help**: How to Do Research tutorial (circled in red), Internet Research Guide (circled in red), KYVL & Database tutorials.
- other resources**: Search KY Library Catalogs, Find a database (circled in red), Find a local library.

At the bottom left of the left column is the "Kentucky LIBRARY" logo.

On the right side, there is a "resources for everyone" section with a search box: "Search KYVL for: Enter search terms" and a "Submit" button. Below the search box are links for "Advanced search options" and "About MetaLib".

Below the search box is a "Connect directly to:" section with a grid of database logos:

- EBSCO HOST (circled in red)
- Academic Search Premier
- CINAHL with Full Text Available via EBSCOhost
- Student Research Center powered by EBSCOhost (circled in red)
- NoveList
- Kids Search powered by EBSCOhost (circled in red)
- Grolier Online passport (circled in red)
- ProQuest
- WorldCat

Red circles highlight the "How to Do Research tutorial", "Internet Research Guide", "Find a database", "EBSCO HOST", "Student Research Center", "Kids Search", and "Grolier Online passport" buttons. Lines connect these circles to callout boxes on the left and bottom of the page.