


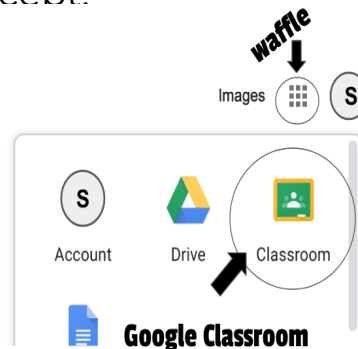
Accessing Google Classroom

1. Log in using a Clever badge (K-2 students) or FCPS email address and password (3-5 students).

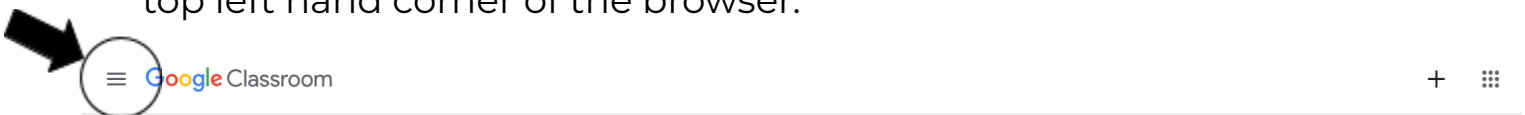
*If you are signing on with a Clever badge, you may need to click add user on the bottom of the screen.

2. Once you are logged on, click on the Chrome browser  at the bottom of the home screen.

3. Click the “waffle” icon in the left corner of your screen (if you do not see the waffle, add a new tab and the waffle should be visible). Click the google classroom icon. If you have an invite from your homeroom teacher then click accept.



4. All students should already be enrolled in their teacher’s google classroom. You can access classes by clicking the horizontal lines on the top left hand corner of the browser.



If you child does not have a classroom, please contact your child’s teacher for the class code.

5. Your class zoom link will be posted to the google classroom stream or under the classwork tab.

**If you have any technology issues,
please contact the Help Desk at (859)381-4410.**