

## ADMINISTRATIVE REPORT

**DATE:** June 15, 2023  
**TOPIC:** #8.4 - Boundary Changes for New Housing Developments  
**PRESENTER:** Dan Pyan, Executive Director of Finance and Operations

### A. PURPOSE OF REPORT

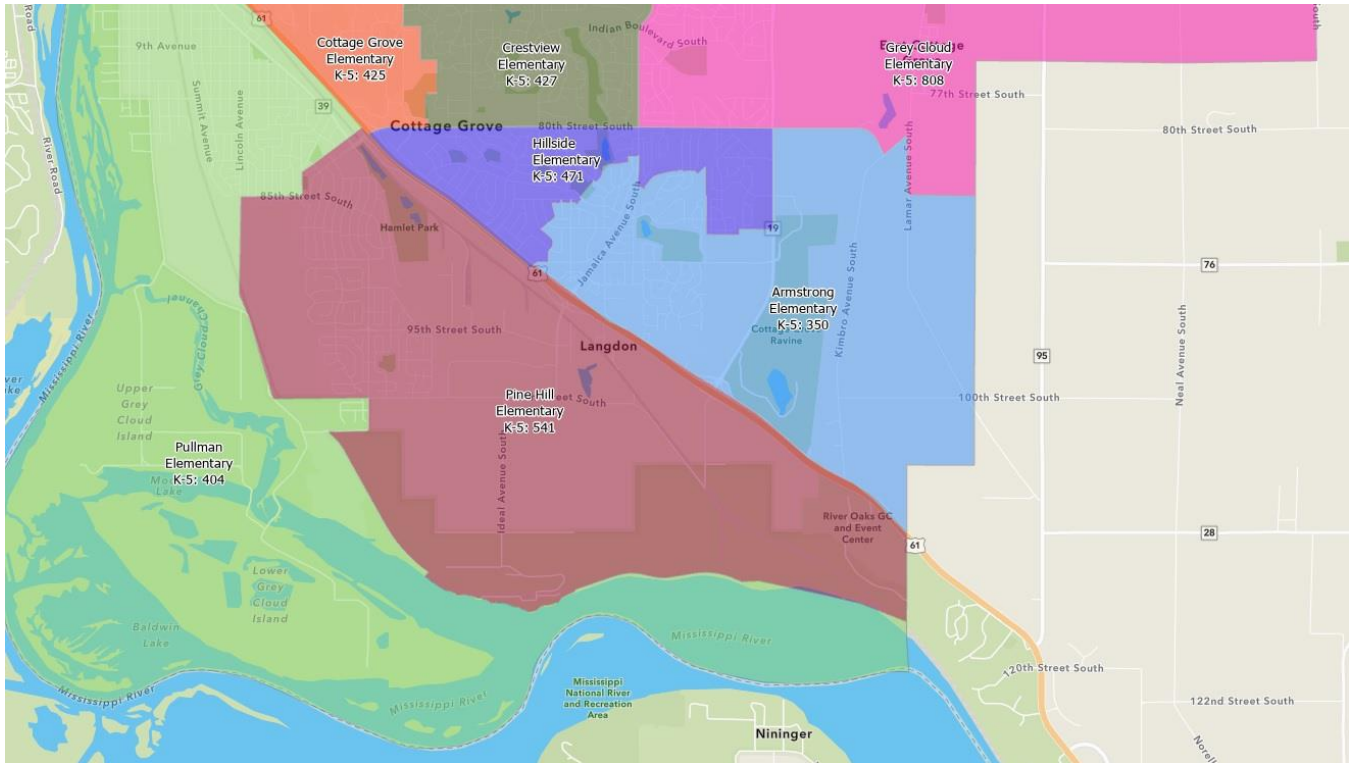
- a. School assignments of several new developments impacting Pine Hill Elementary School.
- b. The Pine Hill Elementary School attendance boundary continues to experience ongoing enrollment growth due to new development and housing turnover. Pine Hill Elementary School is currently over capacity and given current rates of housing construction, will continue to grow.
- c. There are several developments underway or planned within the PHES attendance boundary. Several new developments are slated to begin within the next calendar year.
- d. Despite the current LRFP process, the proposed attendance boundary changes are required immediately as any construction to PHES will take significant time to complete.
- e. These moves would be made preemptively to both prevent a significant increase in crowding at PHES, but also provide a transition of these areas prior to most new homes being constructed.
- f. Implementing this boundary adjustment also increases enrollment balance at an under-enrolled elementary site (Armstrong ES)

### B. RECOMMENDATION

- a. Administration recommends the adjustment of the proposed attendance boundaries of the parcels listed, prior to the construction of hundreds of expected new homes in the proposed areas.




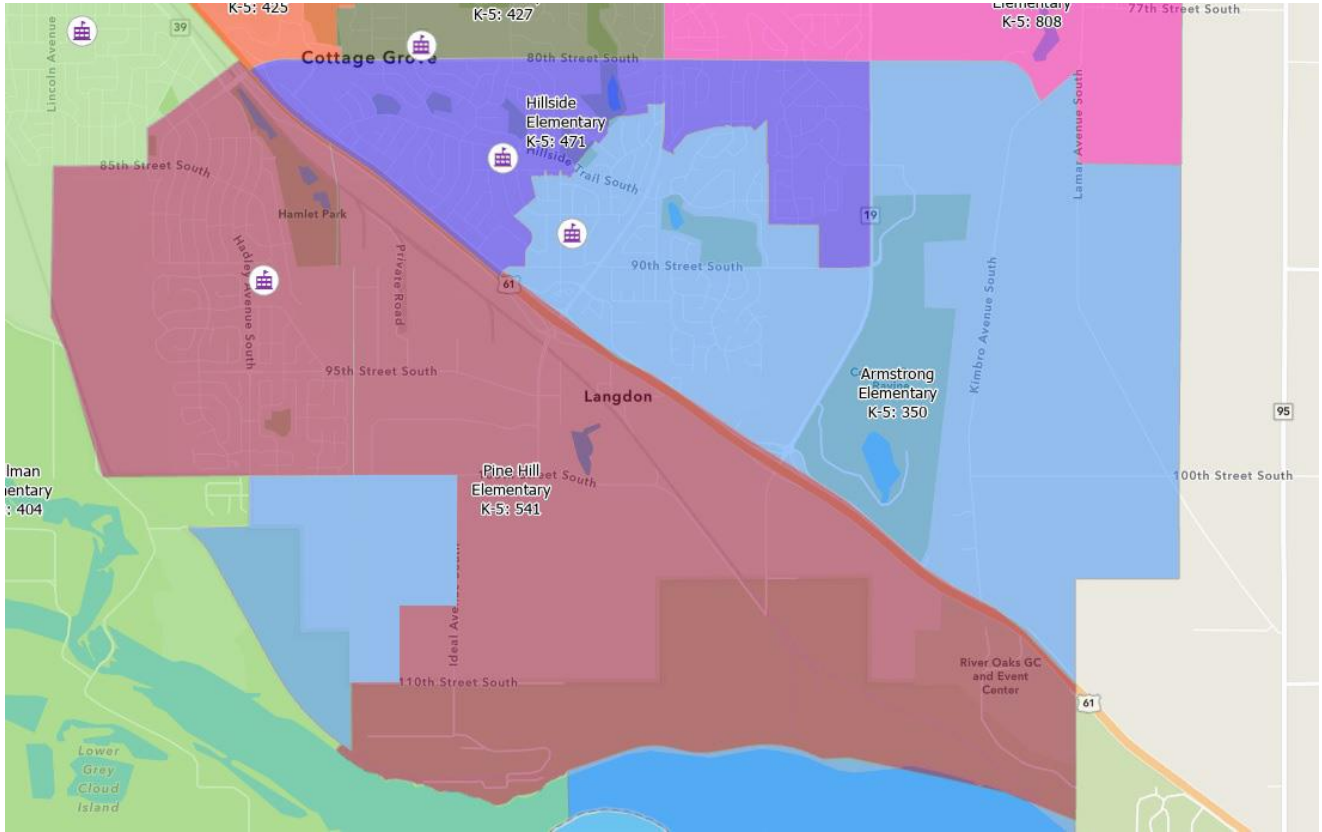
**Current Armstrong, Hillside, and Pine Hill ES Attendance Boundaries**



*K-5 Quantities Indicate Number of Students Living Within the Given Attendance Boundary, but May Attend Other Schools*

**Revised Armstrong, Hillside, and Pine Hill ES Attendance Boundaries**





*K-5 Quantities Indicate Number of Students Living Within the Given Attendance Boundary, but May Attend Other Schools*

**Parcel ID's Moving from Pine Hill ES to Armstrong ES**





SOUTH WASHINGTON COUNTY SCHOOLS  
Independent School District 833  
7362 East Point Douglas Rd S.  
Cottage Grove, MN 55016  
sowashco.org | 651-425-6300

- 163-2902721310003
- 163-2902721210001
- 163-2902721230002
- 163-2902721310002
- 163-2902721430007
- 163-2902721420001
- 163-2902721120001
- 163-2902721110001
- 163-2902721110003
- 163-2902721140002
- 163-2902721140001

