

Letter Friends

Help these letters find their friends.

Draw a line to match each uppercase letter with its lowercase letter.



A	s
S	a
G	v
R	g
V	e
E	r

B	k
F	b
K	f
U	o
O	n
N	u

C	c
X	l
L	x
W	i
I	w
Z	j
J	z

D	y
M	d
Y	m
P	t
Q	p
T	q
H	h

What Doesn't Belong?

Find the matching uppercase and lowercase letters in each row. **X** the letter that does not belong.

i I W

r q Q

D L d

H h n

p f P

S B b




Short Vowel Tic Tac


Say the picture names.

Find and color 3 pictures in a row with the same short vowel sound.


1. Short-a sound as in



2. Short-i sound as in






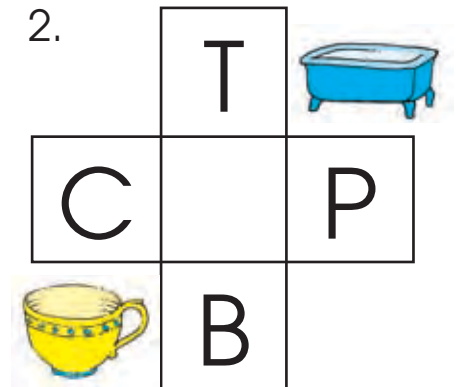
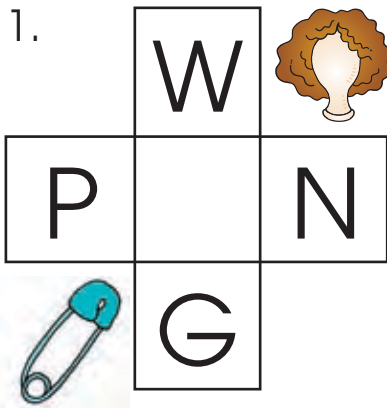
3. Short-e sound as in





Short Vowel Crosswords

Use the picture clues to add a short vowel to each puzzle.




Name _____




Ordering numbers
from 1 to 20

Juggling Act

Write each missing number.




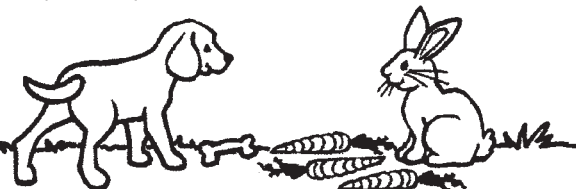
Name _____









Time for a Picnic

The rabbit has **more** than the dog.







The dog has **fewer** than the rabbit.



Write how many. Circle the group that has **more**.

 _____	 _____	 _____	 _____	 _____	 _____
--	--	--	---	--	--

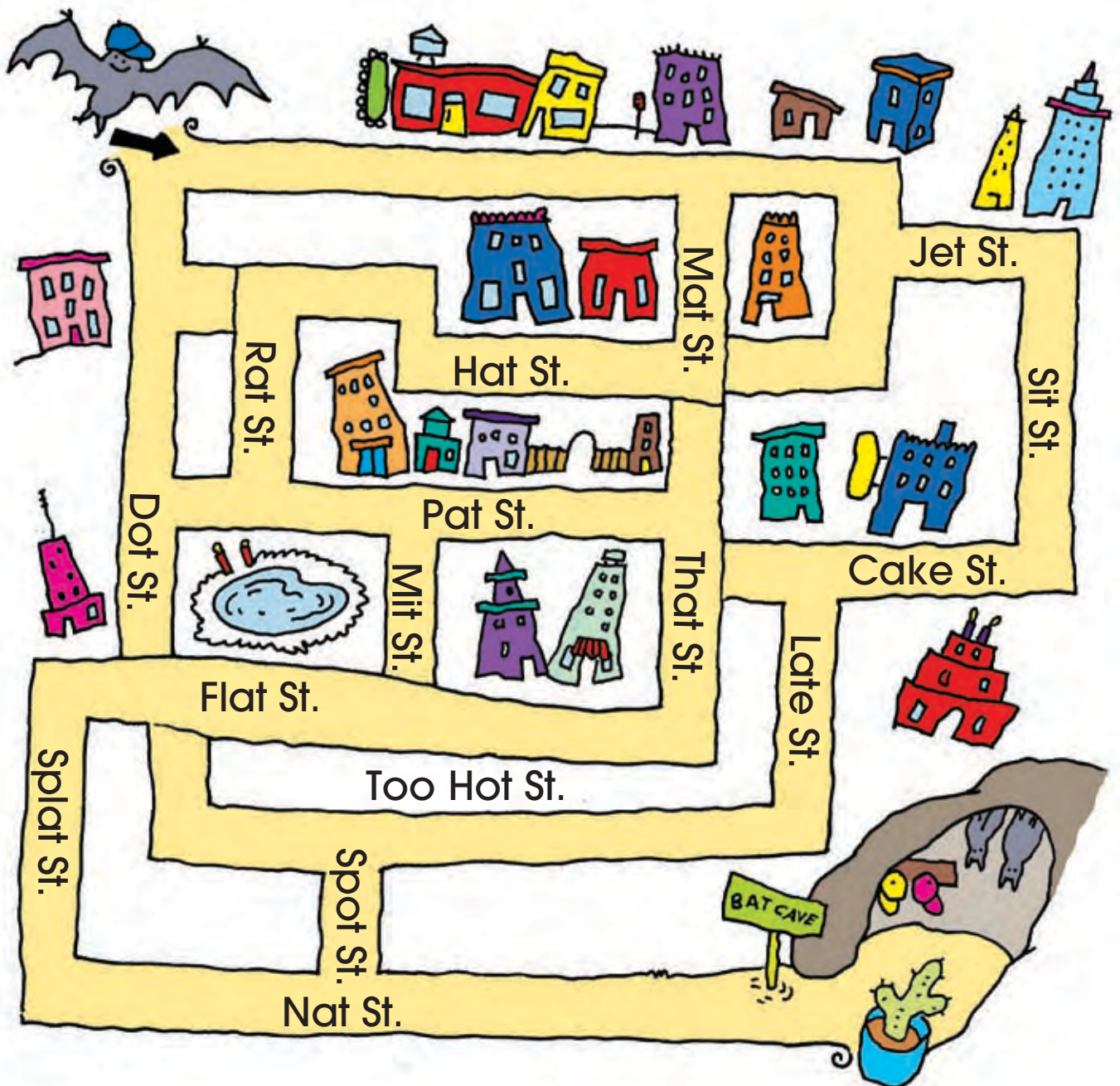
Write how many. Circle the group that has **fewer**.

 _____	 _____	 _____	 _____	 _____	 _____
--	--	--	--	--	--



Scat, Billy Bat!

Billy Bat is lost in the city. Help him get home to his cave. Follow the streets whose names rhyme with *bat* to find the way.





Blends Game

Say the words.

Listen for the beginning sounds.

Use the Beginning Sounds Color Code to make a picture.

Beginning Sounds Color Code

bl = blue

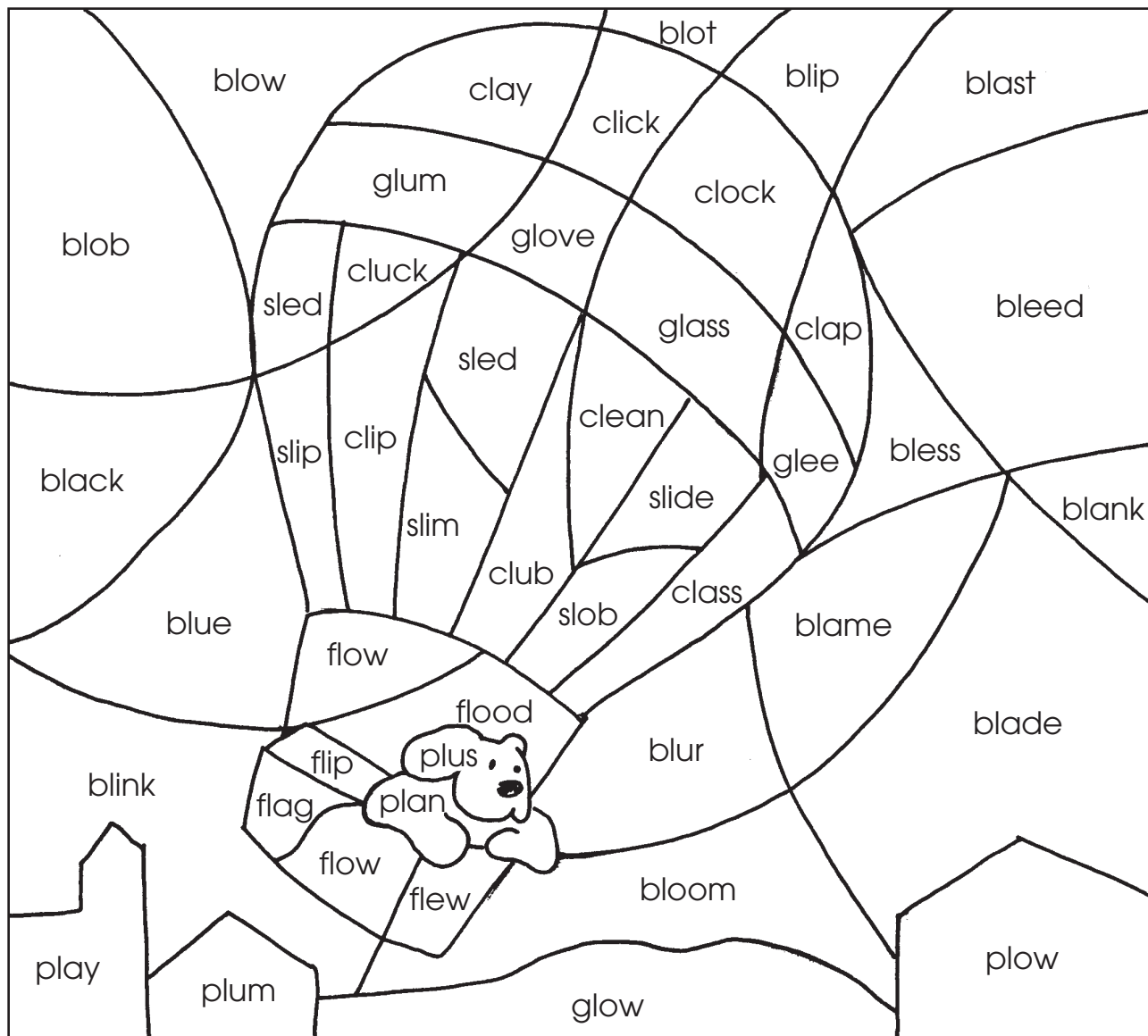
cl = red

fl = yellow

gl = green

pl = brown

sl = purple





Each Number in Its Spot

Write each missing number.

11 12 14 17

14 16 17 19

13 15

17 18 20

13 15 18

15 18

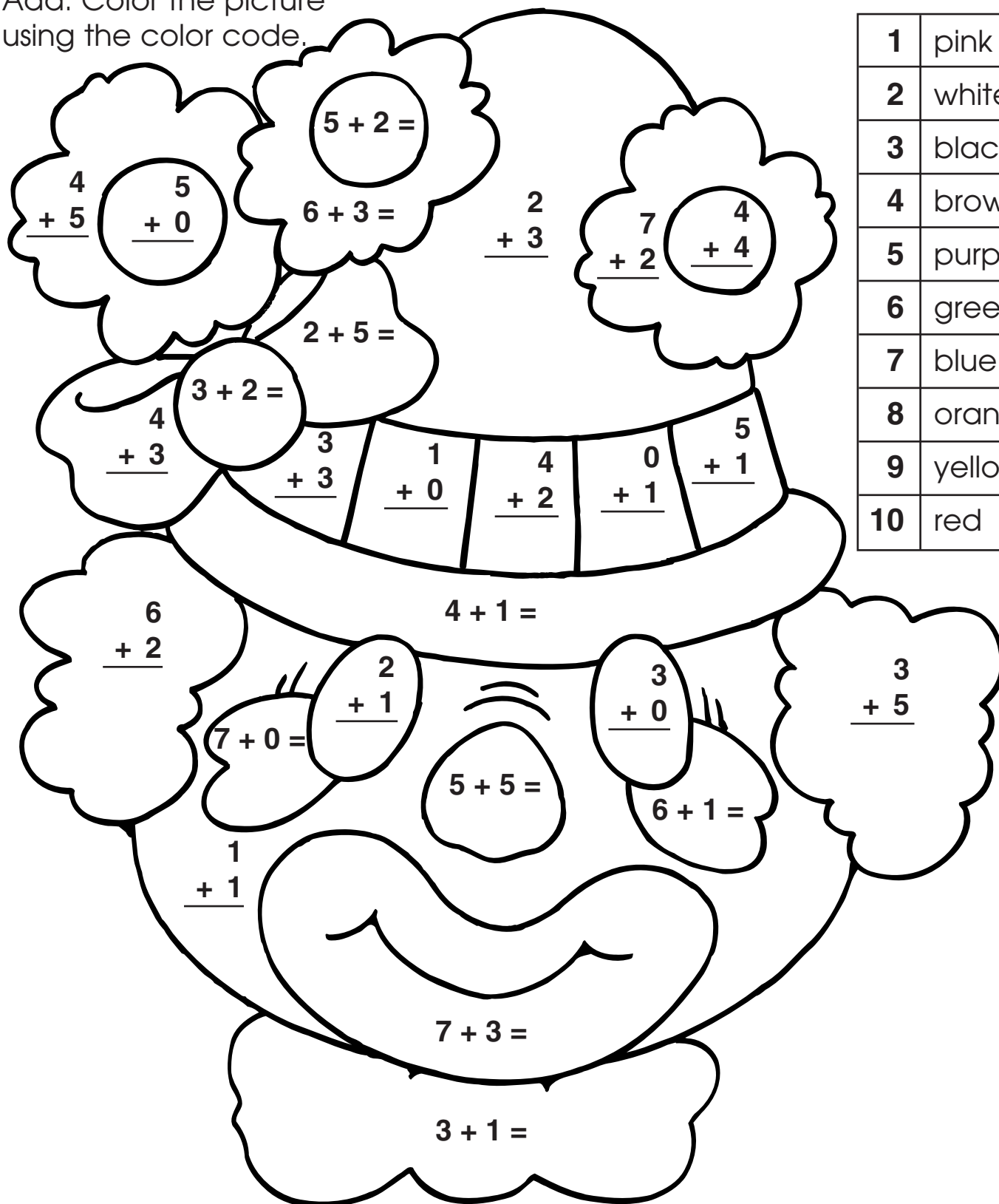


Clowning Around

Add. Color the picture using the color code.

Color Code


1	pink
2	white
3	black
4	brown
5	purple
6	green
7	blue
8	orange
9	yellow
10	red




Name _____ Date _____

Read the directions out loud to your child and help your child complete the page.

Shapes in the Sky



1. Color each star blue.
2. Color one moon yellow and one moon orange.
3. Write the number of stars inside this star.
4. Write the number of suns inside this sun.




Name _____ Date _____

Read this story out loud to your child. You may want to read it more than one time.
Then help your child color the airplane according what he or she has heard in the story.

My Uncle's Airplane

My uncle has a new airplane. It is yellow. It has blue stripes.
It has stars on the wings. The airplane can fly high.
The name of his plane is Yellow Bird.







Letter Hunt

Write the missing letters. Use the Letter Bank.

Letter Bank

Cc Hh Ll Oo Rr Vv
Ee Jj Mm Qq Tt Zz

Aa	Bb		Dd		Ff
Gg		Ii		Kk	
	Nn		Pp		
Ss		Uu		Ww	Xx
		Yy			

Extra!

Circle the letter that begins your first name.

A B C D E
F G H I J K
L M N O P
Q R S T U
V W X Y Z



Write the letter.

How Did You Do?

How many stars do you give your work?


Color them.




Name: _____ Date: _____

Word Family

-ink






All Aboard

Color each train car with 8 barrels red.


Color each train car with 9 barrels blue.

Color each train car with 10 barrels green.
















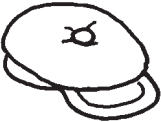


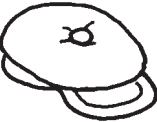
























On another piece of paper, draw a train with 10 train cars.

Name _____



Ordering Outfits

Circle what comes next.



Going to Grammy's



Kelly is going to spend the night with her grandmother. She will need to take her nightgown, a shirt, and some shorts. Into the suitcase go her toothbrush, toothpaste, and hairbrush. Grammy told her to bring a swimsuit in case it was warm enough to swim. Mom said to pack her favorite pillow and storybooks. Dad said, "Don't forget to take Grammy's sunglasses that she left here last week." Now Kelly is ready to go!

Color the things that Kelly packed in her suitcase.




On a separate sheet of paper, make a list of things you would pack if you were going to spend the night at your grandmother's house.

Name _____ Date _____

Read these stories out loud to your child. Then help your child circle the answers to the questions below.

Meet Irv

Irv likes to try new things. He likes to taste new foods. He likes to try new dances. Today he is learning to skate. Oops! Irv just tripped and fell. But Irv will try again.



Meet Marcus

Marcus does not like new things. He will not eat new foods. He will not try anything new. Marcus is safe on the couch.

1. How are Irv and Marcus the same?

They are both in kindergarten.

They are both boys.

They are both hungry.

2. What is one new thing Irv will try?

new clothes

new songs

new foods

3. How is Marcus different from Irv?

He does not like new things.

He does not like to dance.

He likes to skate.

4. What happened to Irv today?

He fell down.

He tasted a new food.

He danced.

5. What do you think will happen to Marcus next?

Trace and write these high frequency "sight" words.

so

make


has

go

see

no


Name _____



Identifying numerals
1 to 10

A Sea of Numbers


Color.



Name _____ Date _____

Solve these story problems. Cut out the teddy bears at the bottom of the page to help you.

Teddy Bear Troubles



1. 3 teddy bears were on Jane's bed. Her sister Eva borrowed 2.

How many teddy bears were left? _____

2. Jonathan didn't have any teddy bears. His brother Jackson gave him 2. His sister Shannon gave him 1.

How many teddy bears did Jonathan have then? _____


3. Jimmy had 3 teddy bears. He thought he was too old for teddy bears, so he gave them all away.

How many teddy bears did Jimmy have then? _____



Name _____

Connect the dots in order. Start at 1. What picture did you make?




Name _____ Date _____

Read this story out loud to your child. Then help your child answer the following questions.
Writing the answers is optional.

Betsy the Cow

My family lives on a farm.
We have a cow named Betsy.
Betsy is brown with white spots.
Betsy is a special cow. She can talk!
Our other cows only say, "Moo."
Betsy tells us what the other cows
are saying.



1. Where does the family in the story live?

2. What is the name of their cow?

3. What color is Betsy?

4. Why is Betsy a special cow?



What Do You See?

Say the words.

Listen for the ending sounds.

Use the Ending Sounds Color Code to make a picture.

Ending Sounds Color Code

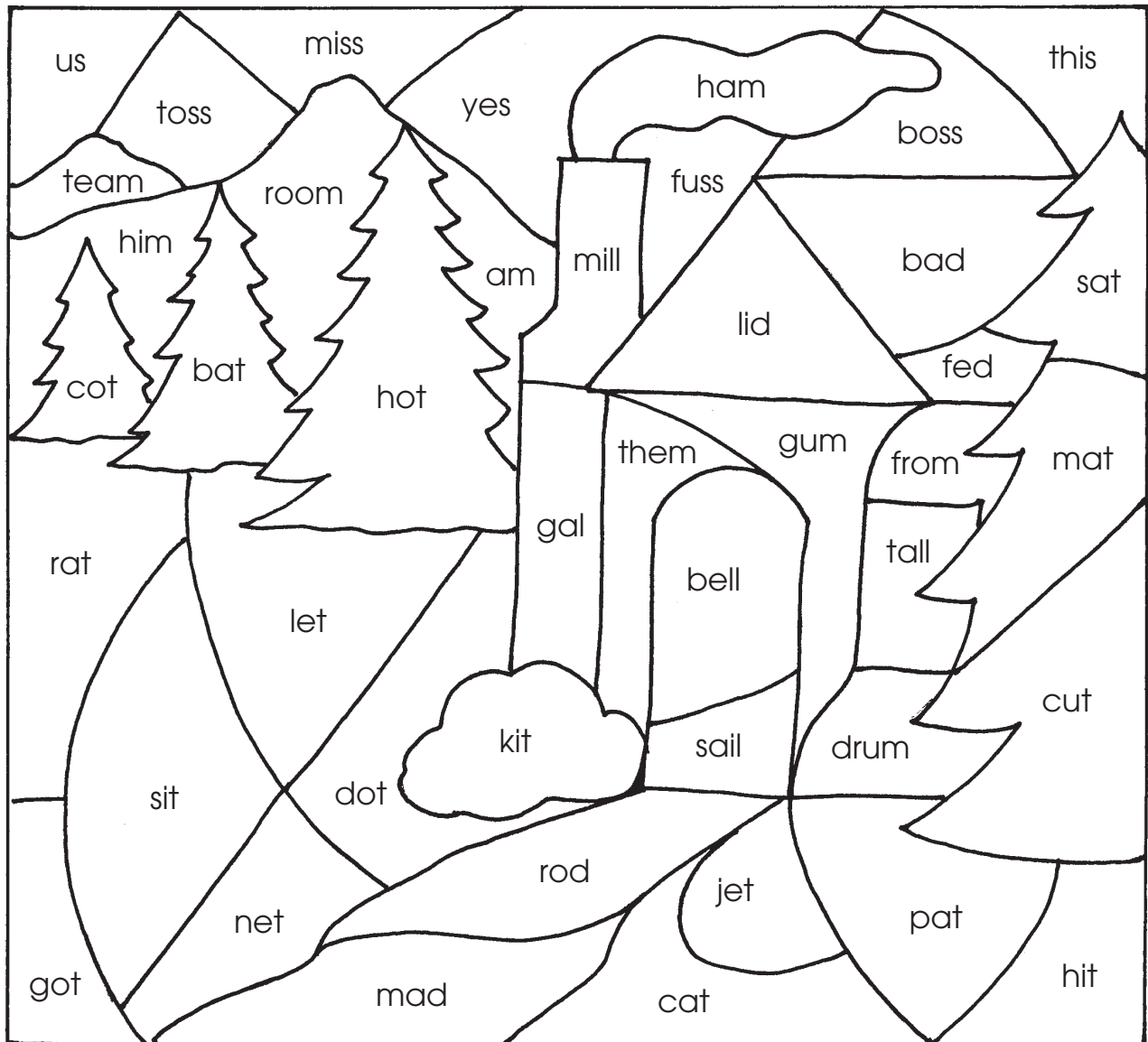
blue = s

green = t

black = d

red = l




white = m




"I can count to 15!" Write the missing numeral.

9, __, 11, 12, __, 14, __


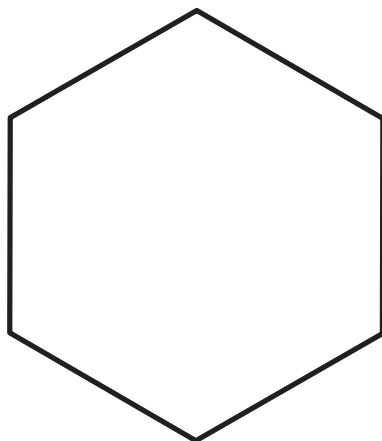

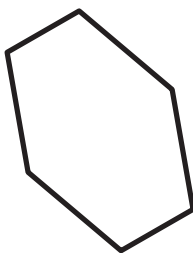
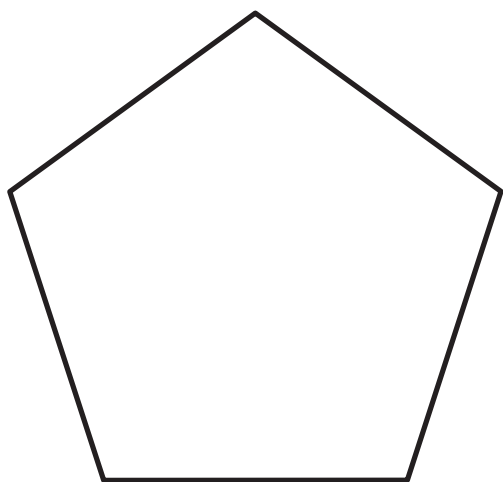
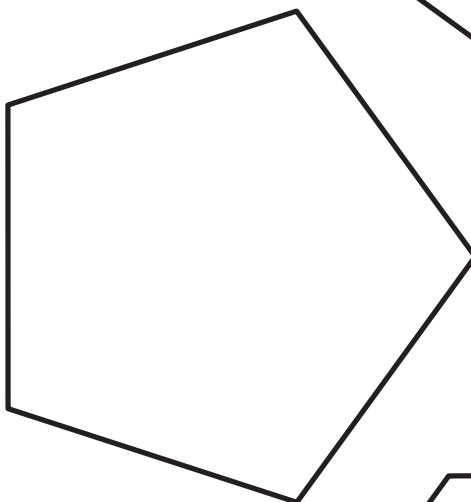
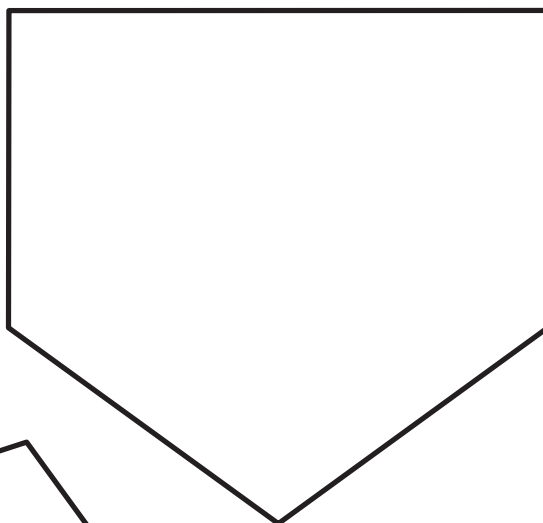
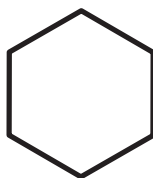
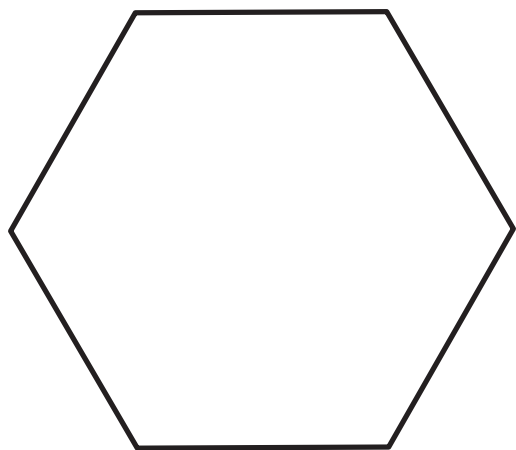
Count the number of objects in each box and circle that number.

		
12 14 11	12 14 13	11 14 13


**Draw 15
apples on
the apple
tree.**



Color the shapes!
Color the hexagons pink.
Color the pentagons brown.




Name _____



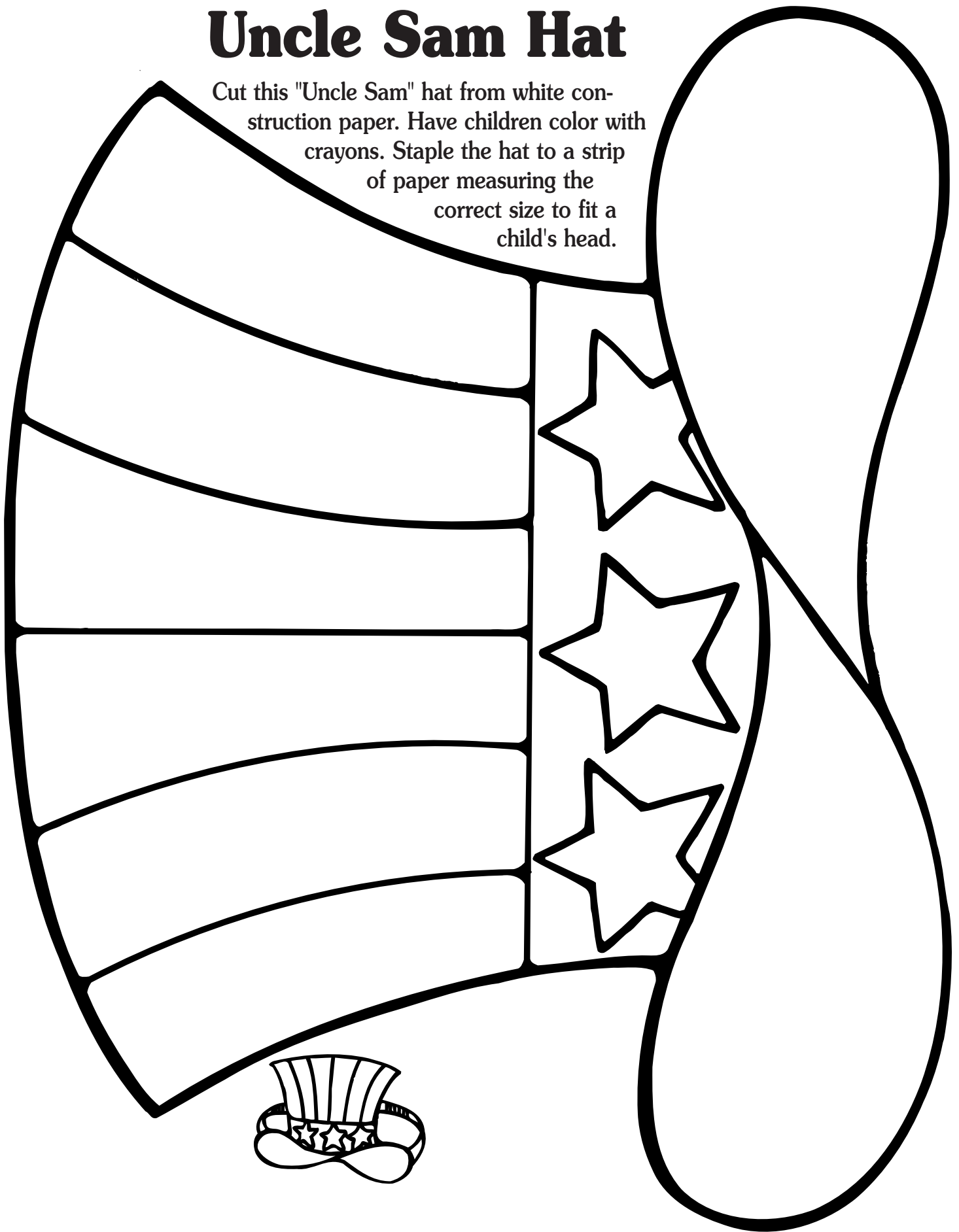
A Shapely Castle

Color.



Uncle Sam Hat

Cut this "Uncle Sam" hat from white construction paper. Have children color with crayons. Staple the hat to a strip of paper measuring the correct size to fit a child's head.



Name _____ Date _____

Read this story out loud to your child. Then help your child circle the correct answer to each question.

Robot to the Rescue

Urbie is a new robot.

It has cameras that act as eyes.

Urbie may one day go into
burning buildings.

Inside, Urbie will search for people
with its camera eyes.

It will let firefighters know
where the people are.

Then the firefighters can
save the people.



1. What is Urbie?

a building

a firefighter

a robot

2. What does Urbie use to
find people?

Its wheels

Its motor

Its eyes

3. What does it mean to **rescue**
someone?

give someone a gift

save someone from danger


use a camera

Name _____ Date _____

Read this story out loud to your child. Then help your child answer the questions. Many questions can be answered with numerals. Your child can spell some answers correctly by copying from the story.

Joel's Pets

Joel has three pets. He has two cats and one dog. Joel's cats are named Fifi and Foofoo. Joel's dog is named Hook. Joel gives his pets fresh food and water each day. He plays fetch with Hook.



1. How many pets does Joel have?

2. How many cats does Joel have?

3. How many dogs does Joel have?

4. What are the names of Joel's cats?

5. What is the name of Joel's dog?

Name _____ Date _____

Read this story out loud to your child. Ask your child to tell you as many details as he or she can remember. Write the details on the lines if you wish. (You only need a word or two for each one.) You may need to read the story a second time.

Jeremy the Squirrel

There is a squirrel that lives in my backyard. The squirrel is brown. He has black stripes on his tail. Sometimes I watch him gather nuts. Sometimes the squirrel climbs trees. I will name the squirrel Jeremy.



1.


2.

3.

4.


5.

6.



Where, Oh Where, Has My Puppy Gone?

Help the puppy find its home. Trace the path that goes in order from 1 to 13.



Write the number that comes next in each bone.

1, 2, _____

7, 8, _____

11, 12, _____

5, 6, _____

9, 10, _____

4, 5, _____




Trucking Along

Subtract. Color the picture using the color code.

Color Code

0	white
1	brown
2	black
3	green
4	purple
5	orange
6	yellow
7	blue
8	red



Name _____



Smiling Shapes

Draw a line to the shape that comes next.

Name _____ Date _____

Read this story out loud to your child. Then help your child circle the correct answers.

Snakes Are Everywhere!

Some snakes live in forests.

Some live in hot, dry deserts.

Others live in lakes or streams.

Some snakes even live in the sea!

Snakes live almost everywhere.

But they never live where
it is always freezing cold.



1. What is the story about?

Where snakes live.

What snakes eat.

How snakes move.

3. Can snakes live in water?

Yes

No

2. In which of these places can
snakes live?

deserts

forests

where it is always very cold

Name _____ Date _____

Read this passage out loud to your child. Then help your child answer the following questions. You will need to go back to the passage to find the answers.

Ostriches

An ostrich is big! It is the biggest bird in the world. An ostrich may grow up to 8 feet tall. It can weigh up to 345 pounds. The ostrich lays the biggest egg, too. One egg can weigh 3 pounds. An ostrich can also run very fast.



1. What is the main idea of this text?

2. How tall is an ostrich?










3. How much can an ostrich weigh?

4. How much can an ostrich egg weigh?



Show What You Know

Say the name of each picture. Fill in the circle next to the letter that stands for the missing sound. Write the letter on the line.


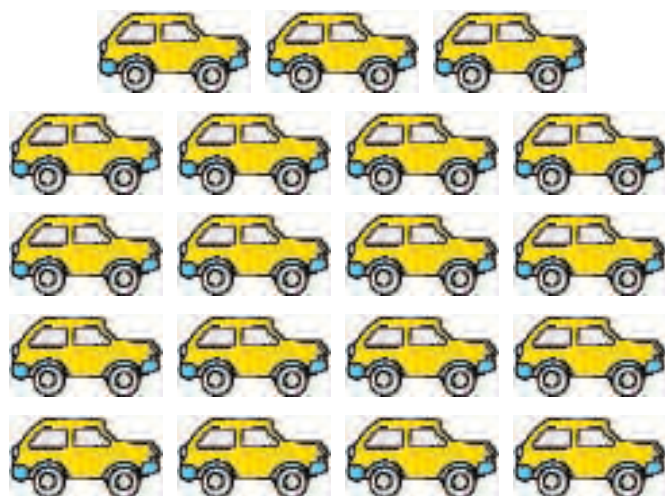


<p>1.  <input type="radio"/> a <input type="radio"/> e <input type="radio"/> i <input type="radio"/> o c _____ t <input type="radio"/> u</p>	<p>2.  <input type="radio"/> a <input type="radio"/> e <input type="radio"/> i <input type="radio"/> o b _____ b <input type="radio"/> u</p>	<p>3.  <input type="radio"/> a <input type="radio"/> e <input type="radio"/> i <input type="radio"/> o b _____ d <input type="radio"/> u</p>
<p>4.  <input type="radio"/> a <input type="radio"/> e <input type="radio"/> i <input type="radio"/> o f _____ x <input type="radio"/> u</p>	<p>5.  <input type="radio"/> a <input type="radio"/> e <input type="radio"/> i <input type="radio"/> o b _____ g <input type="radio"/> u</p>	<p>6.  <input type="radio"/> a <input type="radio"/> e <input type="radio"/> i <input type="radio"/> o b _____ x <input type="radio"/> u</p>
<p>7.  <input type="radio"/> a <input type="radio"/> e <input type="radio"/> i <input type="radio"/> o _____ gg <input type="radio"/> u</p>	<p>8.  <input type="radio"/> a <input type="radio"/> e <input type="radio"/> i <input type="radio"/> o f _____ sh <input type="radio"/> u</p>	<p>9.  <input type="radio"/> a <input type="radio"/> e <input type="radio"/> i <input type="radio"/> o h _____ t <input type="radio"/> u</p>



19, 20 ... There Are Plenty!

Draw a circle around each group of 19.

Draw a square around each group of 20.



Name _____



Let's Count!

Color the correct number of objects.

14	
12	
16	
11	
18	
15	
17	
13	

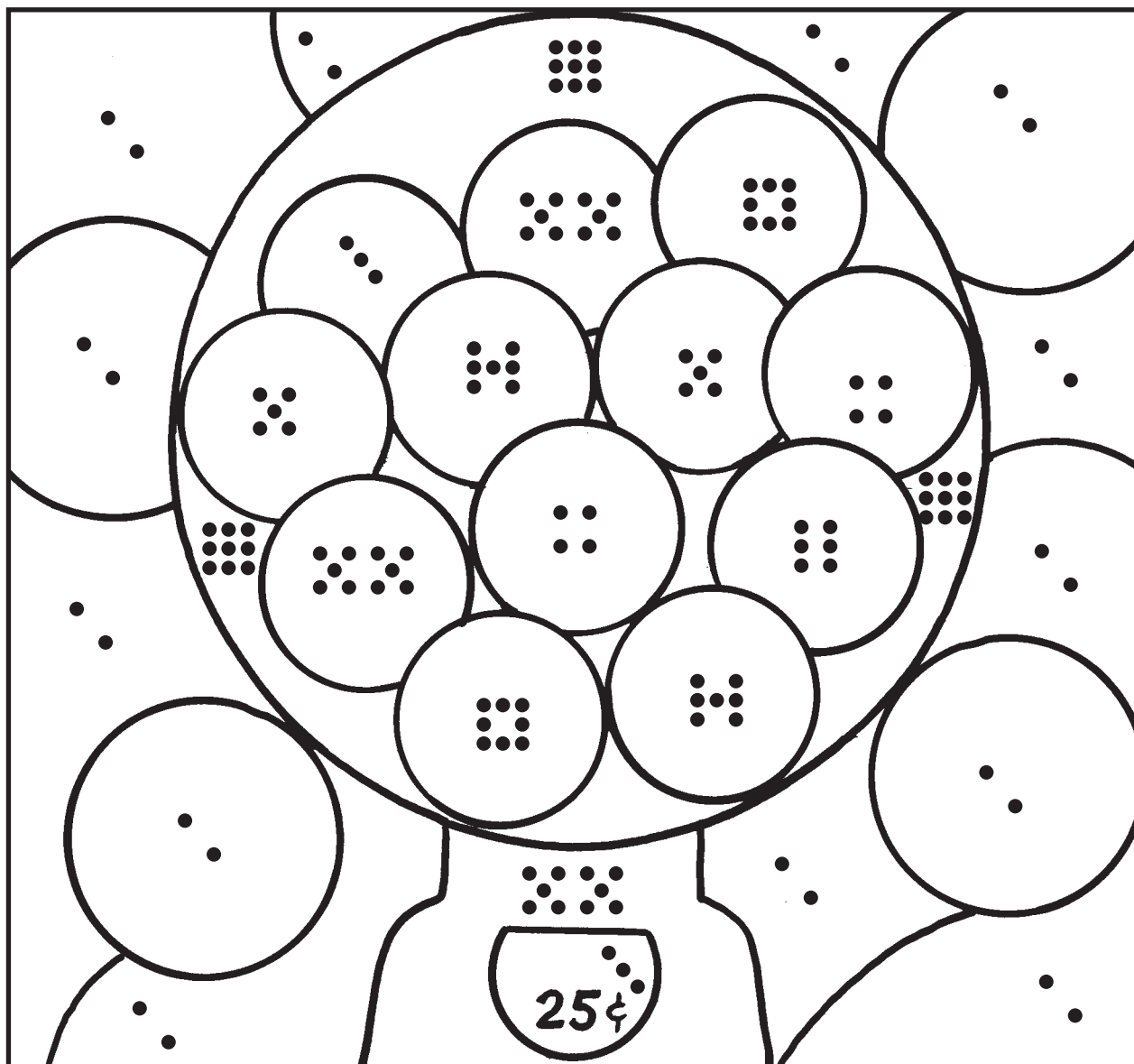
Name _____



Gumball Goodies

Color.

• blue	•• red	•• green
•• orange	••• purple	••• black
••• brown	•••• white	•••• yellow



Name _____ Date _____

Read this text to your child and discuss it, assuring your child that it is, indeed, about a real place. Then read the statements and help your child decide whether each one is true or not. Circle every sentence that is true.

Ice Hotel

Have you ever heard of a hotel made of ice? The Ice Hotel is in Sweden. It gets very cold there in the winter. The hotel is made of snow and ice. Even the beds are made of ice. The people who stay there sleep in special, warm sleeping bags. Every spring the Ice Hotel melts. But in the fall, people build a new one!



1. The Ice Hotel is in Sweden.
2. The Ice Hotel has beds made of ice.
3. People build fires to keep warm in the Ice Hotel.
4. The Ice Hotel lasts all summer.
5. People at the Ice Hotel sleep in special sleeping bags.

Name _____ Date _____

Read this story out loud to your child. Remember to change your voice when there is a new speaker. Then help your child to circle the correct answer to each question.

Buddies

Roger was feeling a little sad.
It was the first day of school, and he
had no one to eat lunch with.
Roger saw a new boy who
looked sad, too.
"Is something wrong?" Roger asked.
"I just moved here," said the boy.
"I don't know anyone."
"Why don't I sit with you?" said Roger.
"Then we can be friends."



1. Where does this story
happen?

in a forest

in a school

in a living room

2. Who was the main character
in the story?

Roger

Buddy

the teacher

3. What nice thing did Roger do?

ate all his lunch

said please and thank you


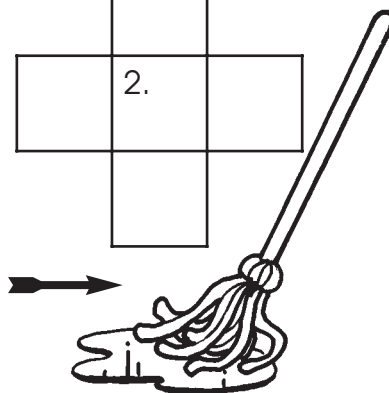


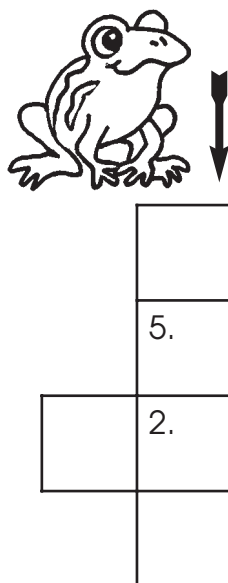

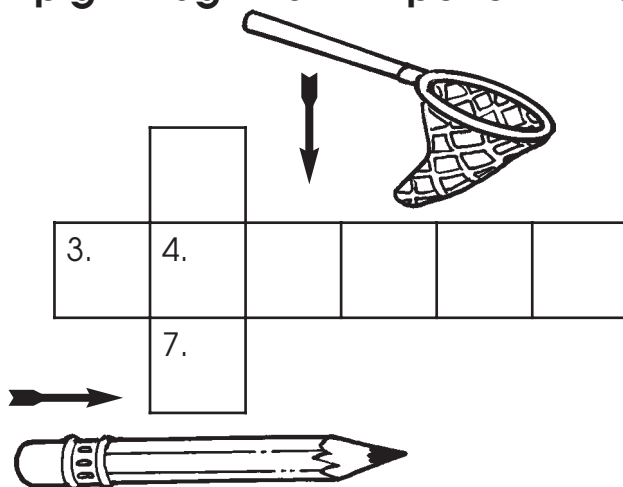
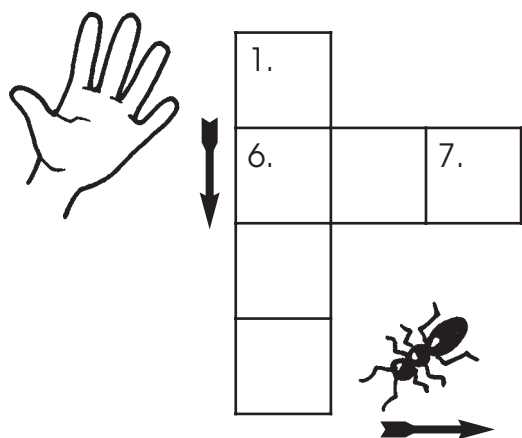
sat with the boy



Hopping Fun

Use the picture clues to complete each puzzle with words that have short vowel sounds. Then use the number code to answer the riddle below.

net mop sun fish hand pig rug ant pencil frog



What do you give a sick frog? A 1 2 3 4 5 6 7 8 2 9 !

Mystery Critter

Name _____ Date _____

I climb up the side of walls and never fall.

I am a fast runner and have a very long tail. Who am I? _____

To find out, connect the numbers in order from 20 to 68.



Bright Light

Write the answer for each problem.
Connect the dots in the order of your answers.
What picture did you make?

a. $4 - 1 =$

d. $9 - 2 =$

g. $8 - 7 =$

b. $8 - 2 =$

e. $9 - 5 =$

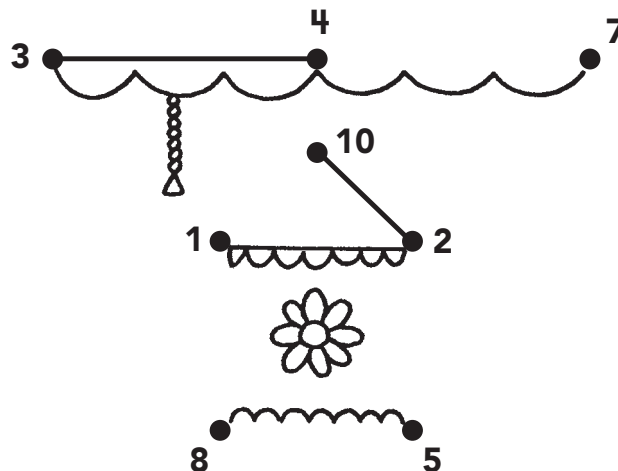
h. $10 - 2 =$

c. $10 - 1 =$

f. $10 - 0 =$

i. $10 - 5 =$

j. $5 - 3 =$



Name _____ Date _____

Read the paragraph. Then answer the questions.

Life in the Ocean

The dolphin lives in the wide, open sea.

It **roams** the ocean to catch fish.

The dolphin does not swim too deep.


It must come up to breathe.

The anglerfish lives in the deep, dark sea.

It makes its own light with a light pole on its head!

What happens when other fish swim toward the light?

The anglerfish catches them.



1. How are a dolphin and an anglerfish alike?


- ☐ A. They both live in the sea.
- ☐ B. They both have a light pole.
- ☐ C. They both need to breathe air.

2. How are an anglerfish and a dolphin different?

- ☐ A. An anglerfish eats fish.
- ☐ B. An anglerfish lives in the deep sea.
- ☐ C. A dolphin can swim.

3. In this paragraph, the word **roams** means

- ☐ A. parts of a home.
- ☐ B. looks for.
- ☐ C. moves from place to place.



Amy's Aprons



Every vowel has a long sound and a short sound. **Long a** makes the sound you hear at the beginning of **apron**. To help remember the long-a sound, stretch out the beginning of the word like this: a-a-a-a-apron.

Amy needs a new apron. Help Amy find the aprons that have pictures with the long-a sound. Color these aprons pink. If the picture on an apron does not have a long-a sound, color it purple.



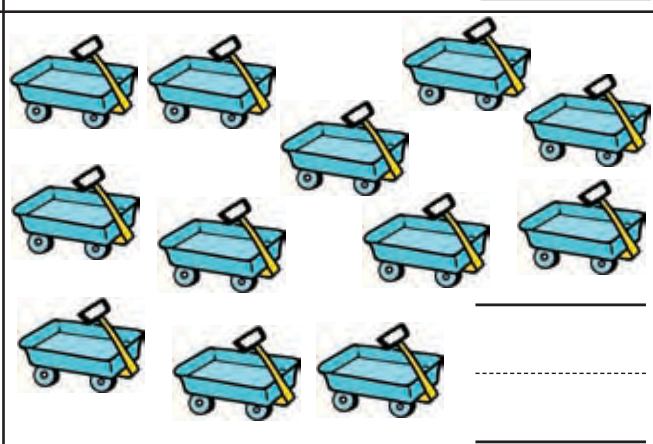

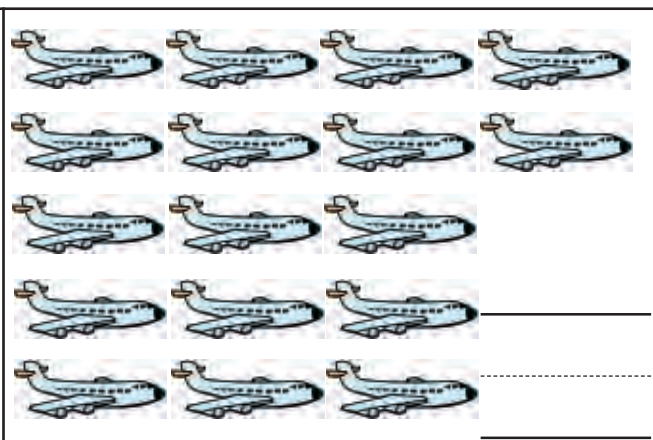
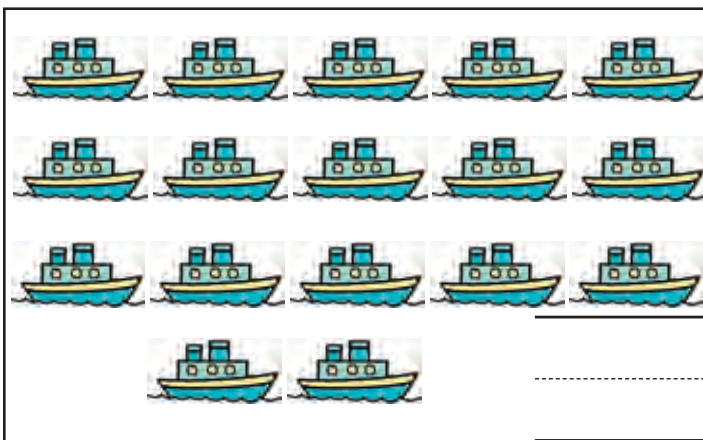


There is a first one, a second one, and a third one. When you hit the baseball, you run and step on them. The word has the long-a sound. What is it? On another sheet of paper, draw a baseball field. Draw arrows that point to your answer.



Way to Go!

Count. Write how many.





Time to Build

Color. 11 = yellow

12 = black

13 = blue

14 = white

15 = orange

16 = green

17 = red

18 = purple

19 = brown

20 = pink




Name: _____

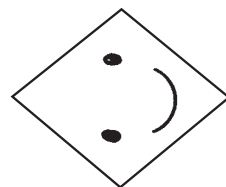
Write the name for each shape.
Use the words in the box.

octagon oval diamond star









Name _____ Date _____

Read this article out loud to your child. You may want to read it more than one time. Then help your child answer the questions below.

High Waters

What causes floods? Floods happen most often in the spring. Snow melts off the mountains and turns to water. The water runs down into rivers. Rainstorms may add even more water to the rivers. The water rises and overflows the riverbanks. These high waters can flood fields and towns.



1. The illustration shows the top of a fence and some _____.

- (A) cars
- (B) houses
- (C) trees
- (D) buildings

2. In what time of year do most floods happen?

- (A) spring
- (B) summer
- (C) fall
- (D) winter

3. What makes a flood?

- (A) fields
- (B) mountains
- (C) cold weather
- (D) snow and rain

Name _____ Date _____

Read the two texts aloud to your child. Then help your child answer the questions.

Chirp! Chirp! Chirp!

On warm summer nights, male crickets chirp. They rub their wings together. It makes a short, sharp sound. The crickets use this sound to call to each other. The females cannot make this sound.

Chirp! Chirp! Chirp!

by Mary Rose

Chirp! Chirp! Chirp!
In the night the crickets sing
Hum, Hum, Hum,
Go the crickets on the wing.

Their song is soft and gentle
It makes a peaceful sound
We're happy when the crickets
At night are all around.



1. How is the poem like the passage?

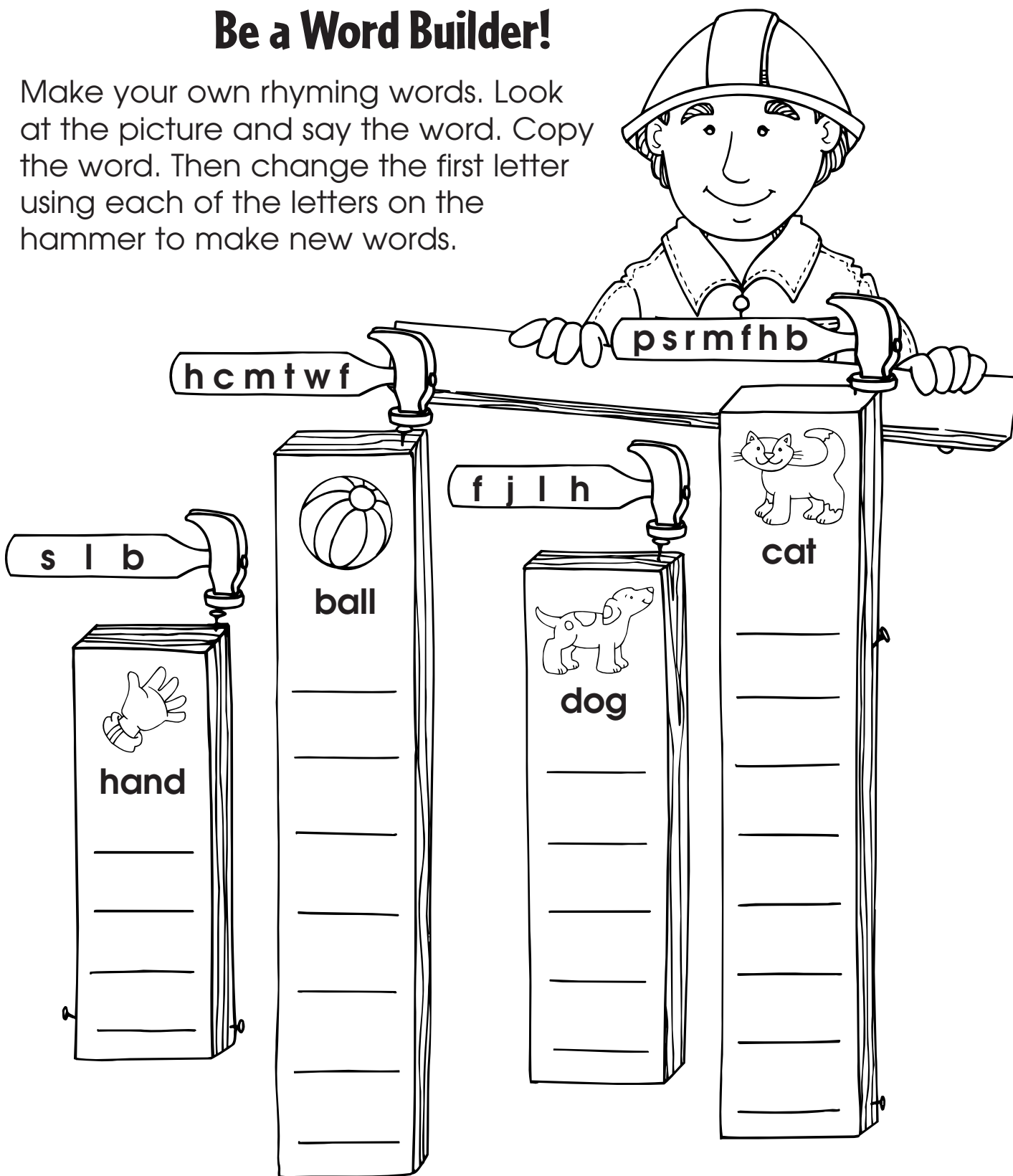
2. Which cricket makes noises (males or females)?

3. Why do crickets make their sounds?




Be a Word Builder!

Make your own rhyming words. Look at the picture and say the word. Copy the word. Then change the first letter using each of the letters on the hammer to make new words.



This word rhymes with *fish*. It rhymes with *dish*. It is what you make when you blow out the candles on your birthday cake! What is it? Draw yours on another sheet of paper.


Name _____



Ordering numbers
from 1 to 20

Keep On Trucking


Connect the dots from 1 to 20.



Name _____ Date _____

Solve these story problems. Cut out the ice cubes at the bottom of the page to help you.

Ice Cold Lemonade



- 1.** Brian had a glass of lemonade. He added 3 ice cubes.
The lemonade still wasn't cold. He added 3 more cubes.

How many did he put in the glass? _____

- 2.** Mandy poured a glass of lemonade. She poured too much!
The glass had 6 ice cubes. Mandy took out 2 cubes.

How many were left? _____

- 3.** Travis had a glass of lemonade. He added 6 ice cubes.
5 cubes melted.

How many were left? _____

