
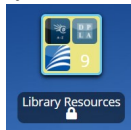


Instructions
to Find Books
&
To Hold Books
In the Nichols Middle School Library
Using the Online Catalog, Alexandria

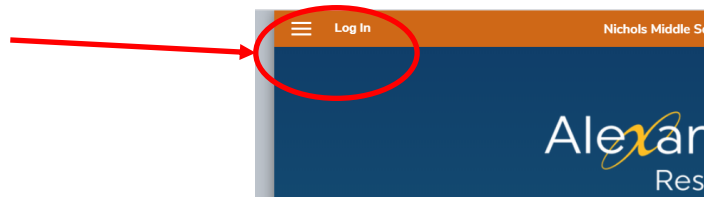


1. Access via <https://nms.goalexandria.com/researcher>





Students can also easily access Alexandria via their JISD ClassLink Account under "Library Resources" then "Search NMS Library."





2. Log in using **your regular Joshua ISD User Name and Password.**



3. Click on the SEARCH, SCOUT, EXPLORE, or BROWSE to find a book you want to read.




- **Search** is an advanced, customizable search tool that allows you to find exactly what you want. Enter any keyword in Smart Search, or change the search type to find a specific title, author, series, and more. Click on the  for book details.
- **Scout** is a fast and intuitive smart search tool designed with kids in mind. Find what you're looking for without distractions. Just enter a word or phrase into the search field. Scout will start looking. Click the cover image for book details.
- **Explore** is a visually engaging search interface. Click an icon to browse titles related to that category or topic. Click on the  for book details.
- **Browse** your library shelves and discover something new, no searching required. Browse by Newest, Highest Rated, Study Program, or Genre. Click the cover image for book details.

4. Once you have found a book you want, click the **PLEASE HOLD** icon.

- If the book is on loan, you will be placed in line to get that book when it is returned to the library.
- If the book is on the library shelf, your book will be located and held for you at the library circulation desk for you to pick it up.



PLEASE HOLD



5. **Status** is the portal to your personal library account.

Check your account status, view your holds, charges, items you have out, & more.

Ask the Librarian, Mrs. Reyna, if you need help!