

College, Career, and Military Readiness



CCMR PLAN 2020-2024

MICHELLE SNELL

Director of Secondary Curriculum,
Instruction, & Learning
snellm@joshuaisd.org

JOSHUA ISD

310 E. 18th Street
Joshua, TX 76058
817-202-2500

BROOKLYN SHAFER

Director of Post-Secondary
Readiness
shaferb@joshuaisd.org

PURPOSE:

The Texas Education Agency set a goal of at least sixty percent of all high school seniors graduating without the need for remediation and achieving (1) an industry-accepted certification aligned with a living wage job; or (2) enrolling in post-secondary education or (3) enlisting in the military.


JOSHUA ISD CURRICULUM:



The district offers comprehensive opportunities for seniors to graduate meeting the state’s goal such as; SAT school day, TSIA, CTE programs, and ROTC.

DOMAIN I: STUDENT ACHIEVEMENT

Annual goals for aggregate student growth on college, career, and military readiness indicators evaluated under the student achievement domain.

BOARD OUTCOME GOAL: The percentage of graduates that meet the criteria for CCMR will increase from 66% to 80% by August 2024.							
	2018	2019	2020	2021	2022	2023	2024
Total # of Graduates	338	354	384	352	360		
JISD Total Credit for CCMR Criteria (number of graduates who met CCMR criteria divided by the number of annual graduates)	55%	66%	76%	54%	59%		

CCMR COMPONENT	DOMAIN INDICATOR	OUTCOME GOAL (5 YEARS)	2019 2020 2021 2022 2023 2024							
			Target	2019	2020	2021	2022	2023	2024	
 COLLEGE READY	1	3 on an AP examination	Increase percentage of students scoring a 3 or better in any subject from 8% to 18%.	Target	8%	10%	12%	14%	16%	18%
				Performance	8%	9%	7%	9%		
	2	Associate’s Degree	Increase number of students graduating with an associate’s degree from 0 students to 20 students.	Target	N/A	0	0	20	20	20
				Performance	N/A	N/A	N/A	N/A		
	3	OnRamps Dual Enrollment Course Credit	Increase number of students in OnRamps from 8 students to 16 students.	Target	N/A	8	10	12	14	16
				Performance	N/A	9	8	9		

	4	Dual Credit Course Requirements (3 or more hours in ELAR OR Mathematics or 9 or more hours total across subjects)	Increase percentage of students completing 3 hours in ELAR or Math from 21% to 36%.	Target _____	21% —	24% —	27% —	30% —	33% —	36% —
				Performance	21%	30%	27%	24%		
	5	Met TSI criteria in both ELA/Reading and Mathematics (SAT/ACT/TSIA/College Prep Course)	Increase percentage of students meeting TSI criteria in both ELA/reading and mathematics from 27% to 37%.	Target _____	27% —	29% —	31% —	33% —	35% —	37% —
				Performance	27%	45%	34%	34%		
 CAREER READY	6	Earn an Industry Based Certification	Increase percentage of students earning an industry based certification from 12% to 17%.	Target _____	12% —	13% —	14% —	15% —	16% —	17% —
				Performance	12%	16%	14%	17%		
	7	Level I or Level II Certificate	We do not currently offer anything to meet this criteria.	Target _____	% —	% —	% —	% —	% —	% —
				Performance						
	8	Completed IEP and workforce readiness (graduation type code of 04, 05, 54, or 55)	Increase number of students workforce ready from 11 students to 21 students.	Target _____	11 —	13 —	15 —	17 —	19 —	21 —
				Performance	11	6	2	4		
	9	SpEd Graduate with RHSP, DAP, FHSP-E, or FHSP-DLA	Increase number of students graduating with RHSP or FHSP-E from 4 students to 19 students.	Target _____	4 —	7 —	10 —	13 —	16 —	19 —
				Performance	4	6	16	28		
	10	CTE Coherent Sequence and credit for greater than 1 CTE course aligned with approved industry-based certification (½ point IF graduate does not meet ANY other criteria)	Phased out. Replaced with concentrator and completer status.	Target _____	12% —	12% —	N/A —	N/A —	N/A —	N/A —
				Performance	12%	12%	N/A	N/A	N/A	N/A
 MILITARY READY	11	Enlisted in U.S. Armed Forces	Increase number of students who intend to enlist or enlist from 40 students to 45 students.	Target _____	40 —	41 —	42 —	43 —	44 —	45 —
				Performance	40	35	N/A	N/A		

DOMAIN III: CLOSING THE GAPS

Annual goals for students in each group evaluated under closing the gaps domain.

Reading Academic Achievement: % of tests results at the Meets Grade Level or Above standard for STAAR tests grades 3-12												
		All	AA	Hispanic	White	Two or More Races	Eco. Disadv.	EL C&M	Special Ed (Current)	Special Ed (Former)	Cont. Enrolled	Non- Cont. Enrolled
2019	Target	44%	32%	37%	60%	56%	33%	29%	19%	39%	54%	48%
	Performance	52%	52%	43%	56%	58%	39%	28%	21%	39%	54%	48%
2020	Goal	55%	55%	55%	62%	58%	50%	40%	30%	40%	55%	50%
	Performance	52%	52%	43%	56%	58%	39%	28%	21%	39%	54%	48%
2021	Goal	60%	60%	60%	65%	60%	55%	45%	35%	45%	60%	55%
	Performance	52%	45%	42%	57%	60%	38%	31%	16%	40%	54%	47%
2022	Goal	65%	65%	65%	68%	65%	60%	50%	40%	50%	65%	60%
	Performance	60%	49%	51%	66%	62%	49%	41%	21%	54%	63%	55%
2023	Goal	70%	70%	70%	70%	70%	65%	55%	45%	55%	70%	65%
	Performance											
2024	Goal	75%	75%	75%	75%	75%	70%	60%	50%	60%	75%	70%
	Performance											

Math Academic Achievement: % of tests results at the Meets Grade Level or Above standard for STAAR tests grades 3-12

		All	AA	Hispanic	White	Two or More Races	Eco. Disadv.	EL C&M	Special Ed (Cont.)	Special Ed (Former)	Cont. Enrolled	Non- Cont. Enrolled
2019	Target	46%	31%	40%	59%	54%	36%	40%	23%	44%	47%	45%
	Performance	60%	47%	52%	64%	62%	50%	48%	29%	65%	64%	53%
2020	Goal	55%	55%	55%	61%	58%	50%	50%	30%	30%	55%	50%
	Performance	60%	47%	52%	64%	62%	50%	48%	29%	65%	64%	53%
2021	Goal	60%	60%	60%	63%	60%	55%	55%	35%	35%	60%	55%
	Performance	53%	49%	48%	56%	58%	41%	45%	21%	62%	55%	49%
2022	Goal	65%	65%	65%	65%	65%	60%	60%	40%	40%	65%	60%
	Performance	55%	41%	46%	60%	54%	44%	40%	24%	55%	59%	47%
2023	Goal	70%	70%	70%	70%	70%	65%	65%	45%	45%	70%	65%
	Performance											
2024	Goal	75%	75%	75%	75%	75%	70%	70%	50%	50%	75%	70%
	Performance											

Growth Status-ELAR: Academic growth score in ELAR

		All	AA	Hispanic	White	Two or More Races	Eco. Disadv.	EL C&M	Special Ed (Cont.)	Special Ed (Former)	Cont. Enrolled	Non- Cont. Enrolled
2019	Target	66%	62%	65%	69%	68%	64%	64%	59%	65%	66%	67%
	Performance	68%	73%	68%	68%	68%	64%	65%	59%	79%	68%	67%
2020	Goal	70%	70%	70%	70%	70%	70%	70%	65%	70%	70%	70%
	Performance	68%	73%	68%	68%	68%	64%	65%	59%	79%	68%	67%
2021	Goal	75%	75%	75%	75%	75%	75%	75%	70%	75%	75%	75%
	Performance	N/A	N/A	N/A	N/A	N/A	N/A	N/A	N/A	N/A	N/A	N/A
2022	Goal	80%	80%	80%	80%	80%	80%	80%	75%	80%	80%	80%
	Performance	80%	80%	78%	80%	80%	77%	79%	63%	81%	81%	77%
2023	Goal	85%	85%	85%	85%	85%	85%	85%	80%	85%	85%	85%
	Performance											
2024	Goal	90%	90%	90%	90%	90%	90%	90%	85%	90%	90%	90%
	Performance											

Growth Status-Math: Academic growth score in Math

		All	AA	Hispanic	White	Two or More Races	Eco. Disadv.	EL C&M	Special Ed (Cont.)	Special Ed (Former)	Cont. Enrolled	Non- Cont. Enrolled
2019	Target	71%	67%	69%	74%	73%	68%	68%	61%	70%	71%	70%
	Performance	75%	80%	77%	75%	71%	72%	76%	62%	75%	75%	76%
2020	Goal	75%	75%	75%	75%	75%	75%	75%	65%	75%	75%	75%
	Performance	75%	80%	77%	75%	71%	72%	76%	62%	75%	75%	76%
2021	Goal	80%	80%	80%	80%	80%	80%	80%	70%	80%	80%	80%
	Performance	N/A	N/A	N/A	N/A	N/A	N/A	N/A	N/A	N/A	N/A	N/A
2022	Goal	85%	85%	85%	85%	85%	85%	85%	75%	85%	85%	85%
	Performance	71%	75%	66%	73%	79%	68%	64%	57%	75%	70%	72%
2023	Goal	90%	90%	90%	90%	90%	90%	90%	80%	90%	90%	90%
	Performance											
2024	Goal	95%	95%	95%	95%	95%	95%	95%	85%	95%	95%	95%
	Performance											

Graduation Rate Status: Federal graduation rate for the cohort class

		All	Hispanic	White	Eco. Disadv.
2019	Target	90%	90%	90%	90%
	Performance	97%	98%	97%	97%
2020	Goal	92%	92%	92%	92%
	Performance	97%	99%	98%	97%
2021	Goal	94%	94%	94%	94%
	Performance	97%	97%	98%	94%
2022	Goal	96%	96%	96%	96%
	Performance	98.1%	98%	98.8%	97.3%
2023	Goal	98%	98%	98%	98%
	Performance				
2024	Goal	100%	100%	100%	100%
	Performance				

EL Proficiency Status: % of current ELs making progress toward achieving English language proficiency

		EL C&M
2019	Target	36%
	Performance	48%
2020	Goal	50%
	Performance	48%
2021	Goal	55%
	Performance	51%
2022	Goal	60%
	Performance	41%
2023	Goal	65%
	Performance	
2024	Goal	70%
	Performance	

Student Success Status: Disaggregated results by student group of the STAAR performance calculation (all subjects) used in Domain I: Student Achievement

		All	AA	Hispanic	White	American Indian	Asian	Two or More Races	Eco. Disadv.	EL C&M	Special Ed (Cont.)	Special Ed (Former)	Cont. Enrolled	Non-Cont. Enrolled
2019	Target	47%	36%	41%	58%	46%	73%	55%	38%	37%	23%	43%	48%	45%
	Performance	56%	49%	49%	59%	40%	65%	58%	47%	40%	27%	53%	58%	51%
2020	Goal	55%	55%	55%	55%	55%	55%	55%	50%	40%	30%	45%	55%	50%
	Performance	56%	49%	49%	59%	40%	65%	58%	47%	40%	27%	53%	58%	51%
2021	Goal	60%	60%	60%	60%	60%	60%	60%	55%	45%	35%	50%	60%	55%
	Performance	79%	71%	73%	82%	64%	87%	84%	70%	67%	39%	80%	81%	74%
2022	Goal	65%	65%	65%	65%	65%	65%	65%	60%	50%	40%	55%	65%	60%
	Performance	83%	72%	77%	87%	73%	91%	86%	76%	69%	45%	86%	85%	79%
2023	Goal	70%	70%	70%	70%	70%	70%	70%	65%	55%	45%	60%	70%	65%
	Performance													
2024	Goal	75%	75%	75%	75%	75%	75%	75%	70%	60%	50%	65%	75%	70%
	Performance													

School Quality Status: Same CCMR calculation as is used in Domain I: Student Achievement EXCEPT that the denominator of students includes annual graduates PLUS students identified as 12th graders in the last 6 weeks of the school year who did not graduate (excluding IEP continuers reported as 12th graders)

	All	Hispanic	White	Eco. Disadv.	Cont. Enrolled	Non- Cont. Enrolled	
2019	Target	47%	41%	58%	39%	50%	31%
	Performance	64%	59%	66%	58%	68%	52%
2020	Goal	60%	60%	60%	50%	60%	50%
	Performance	N/A	N/A	N/A	N/A	N/A	N/A
2021	Goal	65%	65%	65%	55%	65%	55%
	Performance	53%	58%	52%	42%	62%	28%
2022	Goal	70%	70%	70%	60%	70%	60%
	Performance	56%	48%	59%	45%	61%	39%
2023	Goal	75%	75%	75%	65%	75%	65%
	Performance						
2024	Goal	80%	80%	80%	70%	80%	70%
	Performance						

Participation

		All	AA	Hispanic	White	American Indian	Asian	Two or More Races	Eco. Disadv.	EL C&M	Special Ed (Cont.)	Special Ed (Former)	Cont. Enrolled	Non-Cont. Enrolled
2019	Target	95%	95%	95%	95%	95%	95%	95%	95%	95%	95%	95%	95%	95%
	Performance	100%	100%	100%	100%	100%	95%	100%	100%	100%	100%	99%	100%	100%
2020	Goal	96%	96%	96%	96%	96%	96%	96%	96%	96%	96%	96%	96%	96%
	Performance	100%	100%	100%	100%	100%	95%	100%	100%	100%	100%	99%	100%	100%
2021	Goal	97%	97%	97%	97%	97%	97%	97%	97%	97%	97%	97%	97%	97%
	Performance	99%	88%	99%	99%	100%	100%	97%	99%	100%	97%	100%	99%	99%
2022	Goal	98%	98%	98%	98%	98%	98%	98%	98%	98%	98%	98%	98%	98%
	Performance	99%	86%	99%	99%	100%	100%	97%	99%	100%	97%	100%	99%	99%
2023	Goal	99%	99%	99%	99%	99%	99%	99%	99%	99%	99%	99%	99%	99%
	Performance													
2024	Goal	100%	100%	100%	100%	100%	100%	100%	100%	100%	100%	100%	100%	100%
	Performance													

Month	Data Review or Assessment Type	Person Responsible
Ongoing	PSAT, SAT, ACT, TSIA, AP Scores	Director of Post Secondary Readiness
August	Associate's Degree, OnRamps, and Dual Credit Program Enrollment	Director of Post Secondary Readiness
September	Elementary & Secondary First Six Weeks Exam	Director of Elementary Curriculum & Instruction Director of Secondary Curriculum & Instruction
October	Elementary & Secondary Second Six Weeks Exam	Director of Elementary Curriculum & Instruction Director of Secondary Curriculum & Instruction
December	Elementary Benchmark 1 Secondary Third Six Weeks Exam	Director of Elementary Curriculum & Instruction
February	4th Six Weeks Exam Secondary Benchmark	Director of Secondary Curriculum & Instruction
April	Elementary Benchmark 2 Secondary Benchmarks Secondary Fifth Six Weeks Exam	Director of Elementary Curriculum & Instruction Director of Secondary Curriculum & Instruction
May / June	STAAR / EOC	Curriculum Department
June	IEP and Workforce Readiness	Director of Special Education
June	Special Education Graduates Diploma Types	Director of Special Education
July	CTE Industry Based Certifications	Director of Post Secondary Readiness
July	CTE Concentrators and Completers Status	Director of Post Secondary Readiness
July	U.S. Armed Forces Intentions and/or Enlistments	Director of Post Secondary Readiness
September	Public Report	Director of Post Secondary Readiness