



Hinsdale Central High School

Grades 6-12
Spring - 2023



Report created by
Panorama Education



Summary

Topic Description	Results	Comparison
<p>Challenging Feelings</p> <p>How frequently students feel challenging emotions, with higher scores indicating less frequent challenging emotions.</p>	<p>53%</p> <p>▲1</p> <p>since last survey</p>	<p>51% Hinsdale Township High School District 86 (IL)</p>
<p>Positive Feelings</p> <p>How frequently students feel positive emotions.</p>	<p>63%</p> <p>▲2</p> <p>since last survey</p>	<p>61% Hinsdale Township High School District 86 (IL)</p>
<p>Self-Management</p> <p>How well students manage their emotions, thoughts, and behaviors in different situations.</p>	<p>79%</p> <p>0</p> <p>since last survey</p>	<p>77% Hinsdale Township High School District 86 (IL)</p>
<p>Social Awareness</p> <p>How well students consider the perspectives of others and empathize with them.</p>	<p>76%</p> <p>▲2</p> <p>since last survey</p>	<p>72% Hinsdale Township High School District 86 (IL)</p>
<p>Supportive Relationships</p> <p>How supported students feel through their relationships with friends, family, and adults at school.</p>	<p>89%</p> <p>▲2</p> <p>since last survey</p>	<p>88% Hinsdale Township High School District 86 (IL)</p>

1,971 responses



Challenging Feelings

Your average

53%

1,971 responses

Change

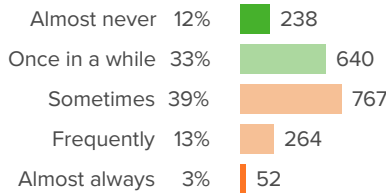
▲ 1

since last survey

District average: **51%** Hinsdale Township High School District 86 (IL)

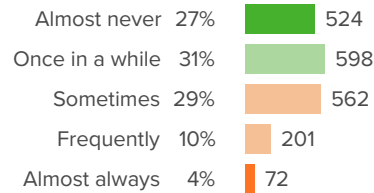
How did people respond?

Q.1: During the past week, how often did you feel angry?



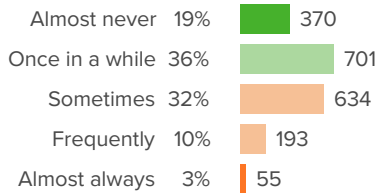
▲ 0 from last survey Favorable: **45%**

Q.2: During the past week, how often did you feel lonely?



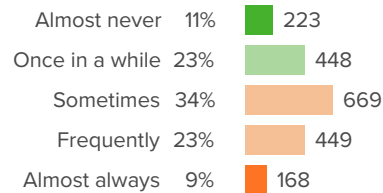
▲ 4 from last survey Favorable: **57%**

Q.3: During the past week, how often did you feel sad?



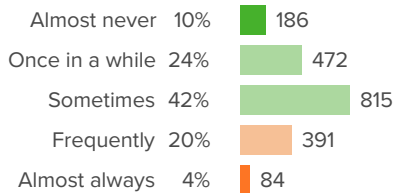
▲ 4 from last survey Favorable: **55%**

Q.4: During the past week, how often did you feel worried?



▲ 1 from last survey Favorable: **34%**

Q.5: During the past week, how often did you feel frustrated?



▲ 0 from last survey Favorable: **76%**



Positive Feelings

Your average

63%

1,971 responses

Change

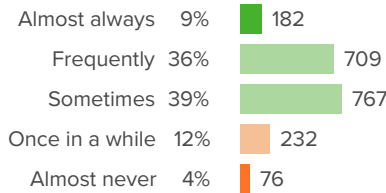
▲ 2

since last survey

District average: **61%** Hinsdale Township High School District 86 (IL)

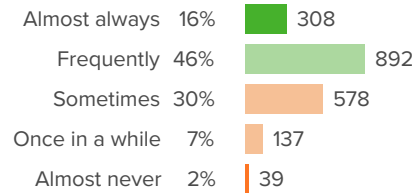
How did people respond?

Q.1: During the past week, how often did you feel excited?



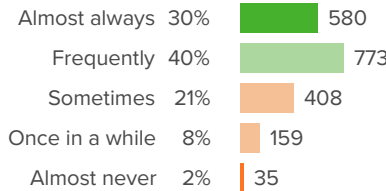
▲ 1 from last survey Favorable: **84%**

Q.2: During the past week, how often did you feel happy?



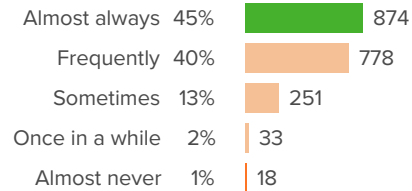
▲ 3 from last survey Favorable: **61%**

Q.3: During the past week, how often did you feel loved?



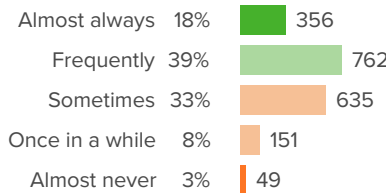
▲ 2 from last survey Favorable: **69%**

Q.4: During the past week, how often did you feel safe?



▲ 4 from last survey Favorable: **45%**

Q.5: During the past week, how often did you feel hopeful?



▲ 2 from last survey Favorable: **57%**



Self-Management

Your average

79%

1,971 responses

Change

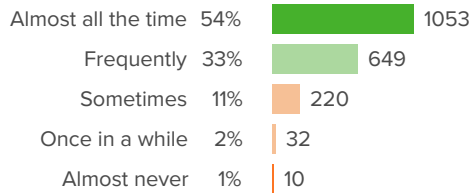
0

since last survey

District average: **77%** Hinsdale Township High School District 86 (IL)

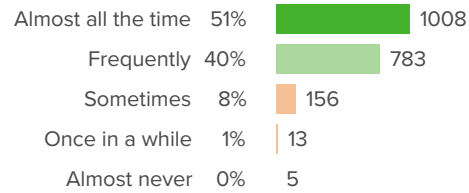
How did people respond?

Q.1: During the past 30 days...How often did you come to class prepared?



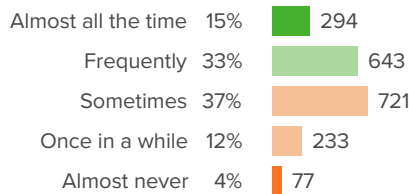
▼ **2** from last survey Favorable: **87%**

Q.2: During the past 30 days...How often did you follow directions in class?



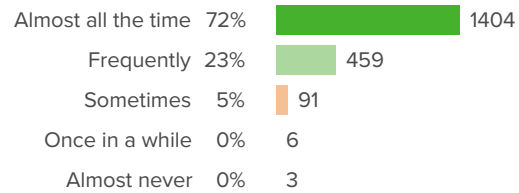
▼ **1** from last survey Favorable: **91%**

Q.3: During the past 30 days...How often did you get your work done right away, instead of waiting until the last minute?



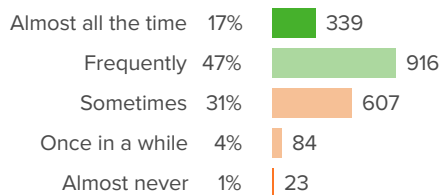
▼ **2** from last survey Favorable: **48%**

Q.4: During the past 30 days...How often were you polite to adults?



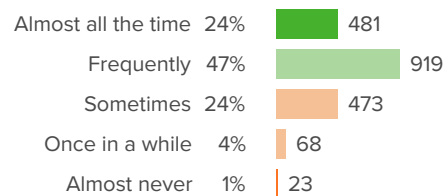
▲ **0** from last survey Favorable: **95%**

Q.5: During the past 30 days...How often did you pay attention and resist distractions?



▲ **3** from last survey Favorable: **64%**

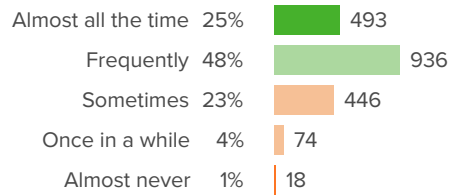
Q.6: During the past 30 days...When you were working independently, how often did you stay focused?



▼ **2** from last survey Favorable: **71%**



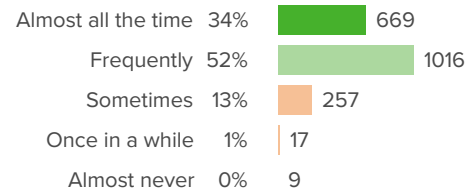
Q.7: During the past 30 days...How often did you remain calm, even when someone was bothering you or saying bad things?



▲ 3 from last survey

Favorable: **73%**

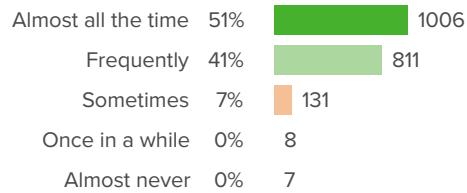
Q.8: During the past 30 days...How often did you allow others to speak without interruption?



▲ 2 from last survey

Favorable: **86%**

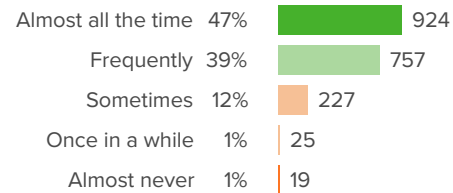
Q.9: During the past 30 days...How often were you polite to other students?



▲ 2 from last survey

Favorable: **93%**

Q.10: During the past 30 days...How often did you keep your temper in check?



▲ 3 from last survey

Favorable: **86%**



Social Awareness

Your average

76%

1,971 responses

Change

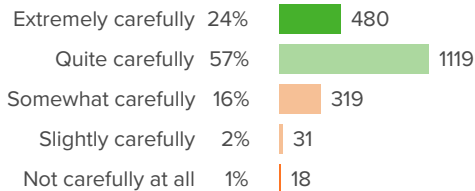
▲ 2

since last survey

District average: **72%** Hinsdale Township High School District 86 (IL)

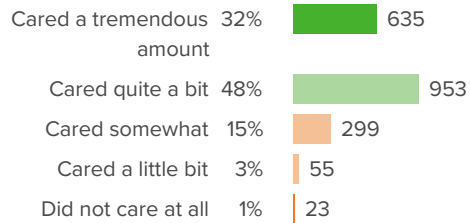
How did people respond?

Q.1: During the past 30 days...How carefully did you listen to other people's points of view?



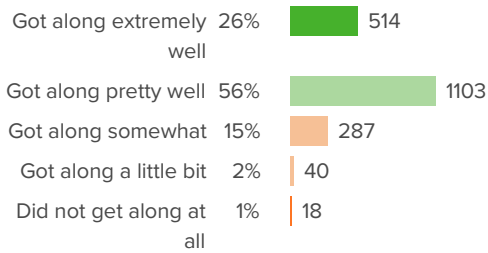
▲ 2 from last survey Favorable: **81%**

Q.2: During the past 30 days...How much did you care about other people's feelings?



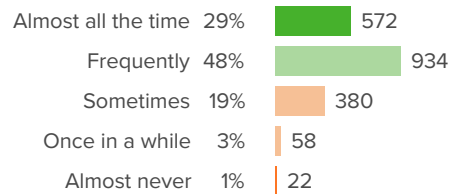
▲ 0 from last survey Favorable: **81%**

Q.3: During the past 30 days...How well did you get along with students who are different from you?



▲ 1 from last survey Favorable: **82%**

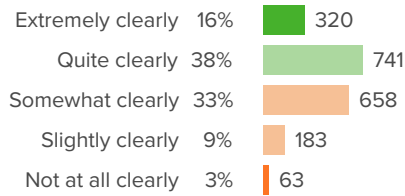
Q.4: During the past 30 days...How often did you compliment others' accomplishments?



▲ 4 from last survey Favorable: **77%**



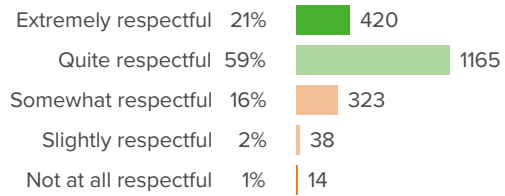
Q.5: During the past 30 days...How clearly were you able to describe your feelings?



▲ 2 from last survey

Favorable: **54%**

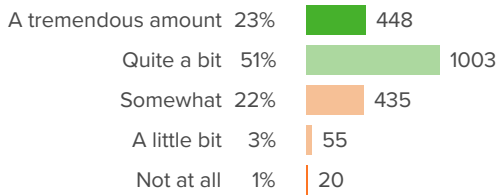
Q.6: During the past 30 days...When others disagreed with you, how respectful were you of their views?



▲ 2 from last survey

Favorable: **81%**

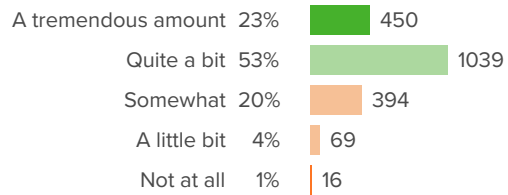
Q.7: During the past 30 days...To what extent were you able to stand up for yourself without putting others down?



▲ 2 from last survey

Favorable: **74%**

Q.8: During the past 30 days...To what extent were you able to disagree with others without starting an argument?



▲ 5 from last survey

Favorable: **76%**



Supportive Relationships

Your average

89%

1,971 responses

Change

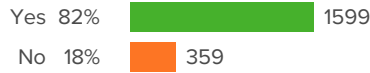
▲ 2

since last survey

District average: **88%** Hinsdale Township High School District 86 (IL)

How did people respond?

Q.1: Do you have a teacher or other adult from school who you can count on to help you, no matter what?



▲ 3 from last survey

Favorable: **82%**

Q.2: Do you have a family member or other adult outside of school who you can count on to help you, no matter what?



▲ 1 from last survey

Favorable: **95%**

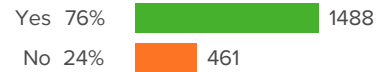
Q.3: Do you have a friend from school who you can count on to help you, no matter what?



▲ 1 from last survey

Favorable: **92%**

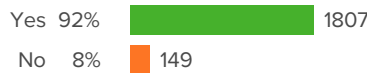
Q.4: Do you have a teacher or other adult from school who you can be completely yourself around?



▲ 5 from last survey

Favorable: **76%**

Q.5: Do you have a family member or other adult outside of school who you can be completely yourself around?



▲ 1 from last survey

Favorable: **92%**

Q.6: Do you have a friend from school who you can be completely yourself around?



▲ 1 from last survey

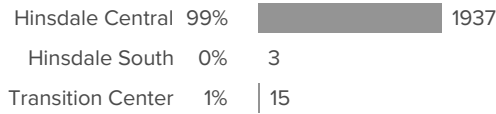
Favorable: **95%**



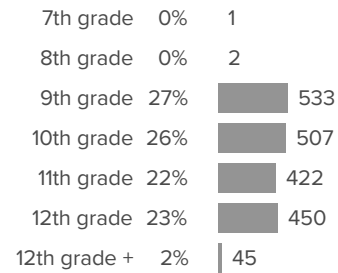
Background Questions

How did people respond?

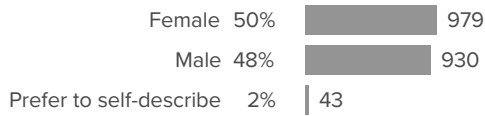
Q.1: What school do you attend?



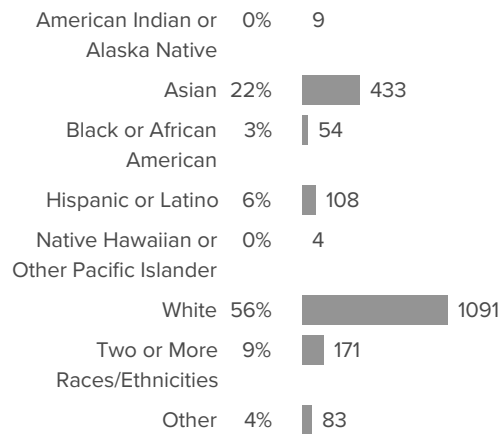
Q.2: What grade are you in?



Q.3: What is your gender?



Q.4: What is your race or ethnicity?





Q.5: Please indicate the primary language you speak at home. (Please indicate only one.)

