



Transition Center

Staff Survey
Spring - 2023



Report created by
Panorama Education



Summary

Topic Description	Results	Comparison
<p>Feedback and Coaching</p> <p>Perceptions of the amount and quality of feedback faculty and staff receive.</p>	<p>42%</p> <p>▲ 3 since last survey</p>	<p>32% Hinsdale Township High School District 86 (IL)</p>
<p>Professional Learning</p> <p>Perceptions of the amount and quality of professional growth and learning opportunities available to faculty and staff.</p>	<p>51%</p> <p>▲ 6 since last survey</p>	<p>43% Hinsdale Township High School District 86 (IL)</p>
<p>Professional Learning About Equity</p> <p>Perceptions of the quantity and quality of equity-focused professional learning opportunities available to faculty and staff.</p>	<p>36%</p> <p>▼ 2 since last survey</p>	<p>42% Hinsdale Township High School District 86 (IL)</p>
<p>School Leadership</p> <p>Perceptions of the school leadership’s effectiveness.</p>	<p>77%</p> <p>▼ 4 since last survey</p>	<p>57% Hinsdale Township High School District 86 (IL)</p>
<p>Staff-Leadership Relationships</p> <p>Perceptions of faculty and staff relationships with school leaders.</p>	<p>88%</p> <p>▼ 3 since last survey</p>	<p>68% Hinsdale Township High School District 86 (IL)</p>
<p>Well-being</p> <p>Faculty and staff perceptions of their own professional well-being.</p>	<p>75%</p> <p>▲ 11 since last survey</p>	<p>70% Hinsdale Township High School District 86 (IL)</p>

32 responses



Feedback and Coaching

Your average

42%

32 responses

Change

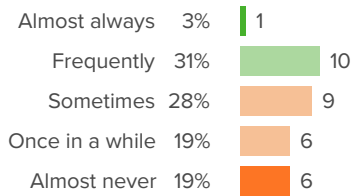
▲ 3

since last survey

District average: **32%** Hinsdale Township High School District 86 (IL)

How did people respond?

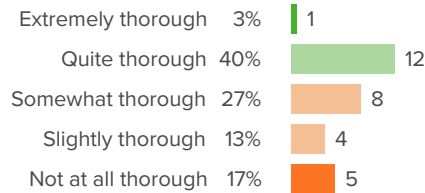
Q.1: How often do you receive feedback on your work?



▼ 5 from last survey

Favorable: **34%**

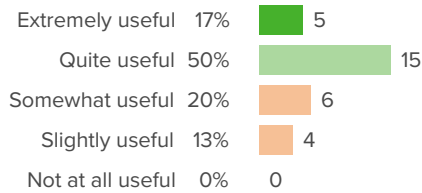
Q.2: At your school, how thorough is the feedback you receive in covering all aspects of your role?



▲ 2 from last survey

Favorable: **43%**

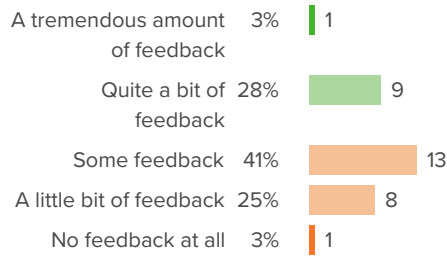
Q.3: How useful do you find the feedback you receive on your work?



▲ 17 from last survey

Favorable: **67%**

Q.4: How much feedback do you receive on your work?

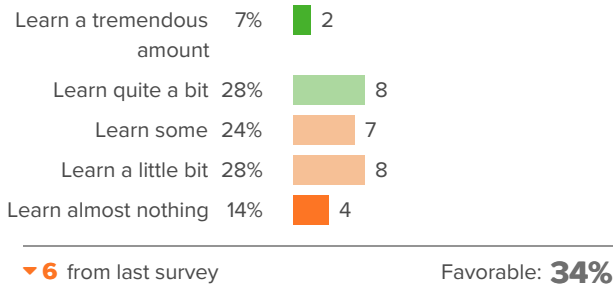


▲ 8 from last survey

Favorable: **31%**



Q.5: How much do you learn from the evaluation processes at your school?





Professional Learning

Your average

51%

32 responses

Change

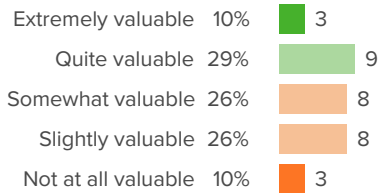
▲ 6

since last survey

District average: **43%** Hinsdale Township High School District 86 (IL)

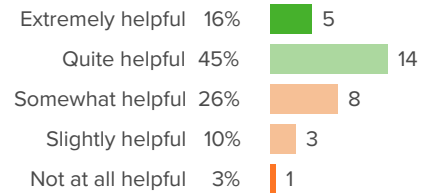
How did people respond?

Q.1: At your school, how valuable are the available professional development opportunities?



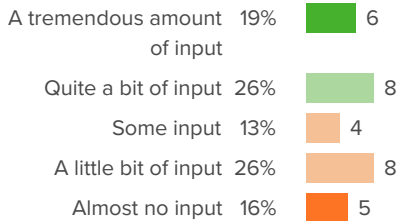
▼ 2 from last survey Favorable: **39%**

Q.2: How helpful are your colleagues' ideas for improving your work?



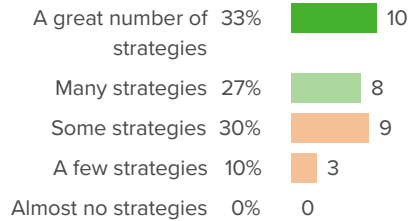
▲ 11 from last survey Favorable: **61%**

Q.3: How much input do you have into individualizing your own professional development opportunities?



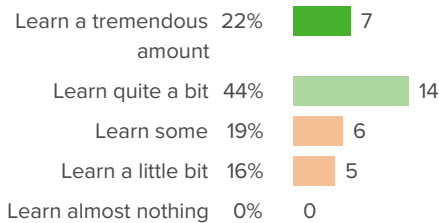
▲ 4 from last survey Favorable: **45%**

Q.4: Through working at your school, how many new strategies for your job have you learned?



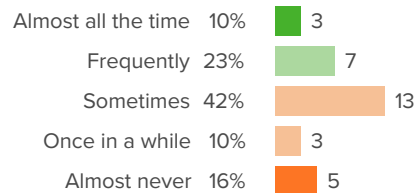
▲ 3 from last survey Favorable: **60%**

Q.5: Overall, how much do you learn from the leaders at your school?



▼ 2 from last survey Favorable: **66%**

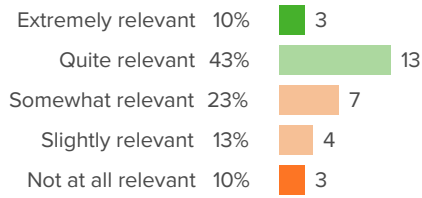
Q.6: How often do your professional development opportunities help you explore new ideas?



▲ 13 from last survey Favorable: **32%**



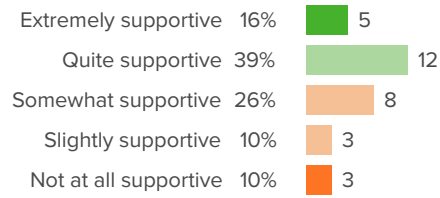
Q.7: How relevant have your professional development opportunities been to your work?



▲ **12** from last survey

Favorable: **53%**

Q.8: Overall, how supportive has the school been of your professional growth?



▲ **12** from last survey

Favorable: **55%**



Professional Learning About Equity

Your average

36%

32 responses

Change

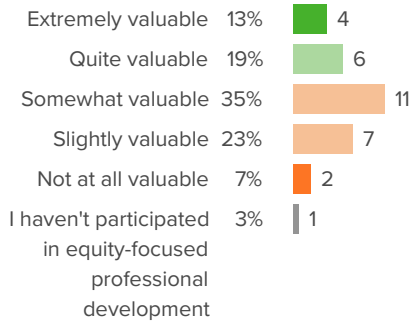
▼ **2**

since last survey

District average: **42%** Hinsdale Township High School District 86 (IL)

How did people respond?

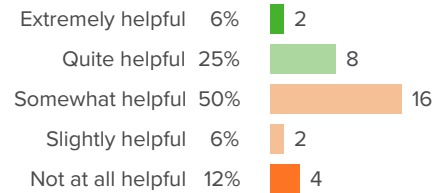
Q.1: At your school, how valuable are the equity-focused professional development opportunities?



▼ **15** from last survey

Favorable: **33%**

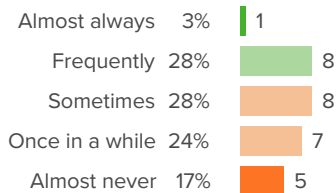
Q.2: When it comes to promoting culturally responsive practices, how helpful are your colleagues' ideas for improving your practice?



▼ **4** from last survey

Favorable: **31%**

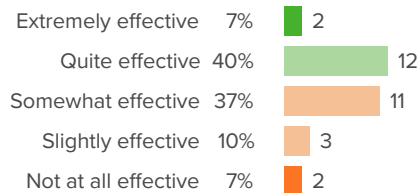
Q.3: How often do professional development opportunities help you explore new ways to promote equity in your practice?



▼ **4** from last survey

Favorable: **31%**

Q.4: Overall, how effective has your school administration been in helping you advance student equity?



▲ **12** from last survey

Favorable: **47%**



School Leadership

Your average

77%

32 responses

Change

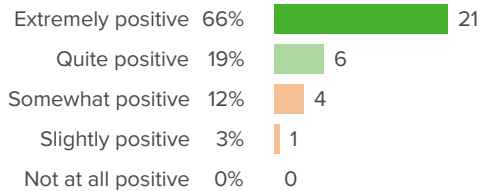
▼ **4**

since last survey

District average: **57%** Hinsdale Township High School District 86 (IL)

How did people respond?

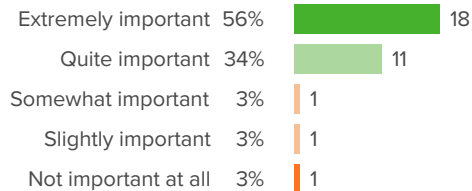
Q.1: How positive is the tone that school leaders set for the culture of the school?



▼ **12** from last survey

Favorable: **84%**

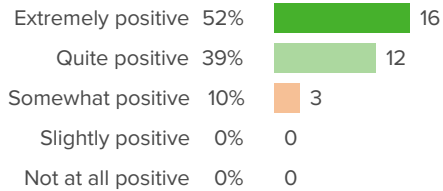
Q.2: For your school leaders, how important is staff satisfaction?



▲ **0** from last survey

Favorable: **91%**

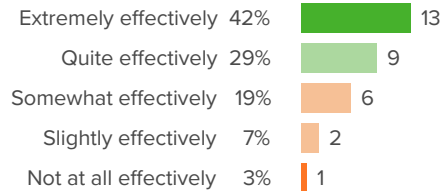
Q.3: Overall, how positive is the influence of the school leaders on the quality of your work?



▼ **1** from last survey

Favorable: **90%**

Q.4: How effectively do school leaders communicate important information to staff?

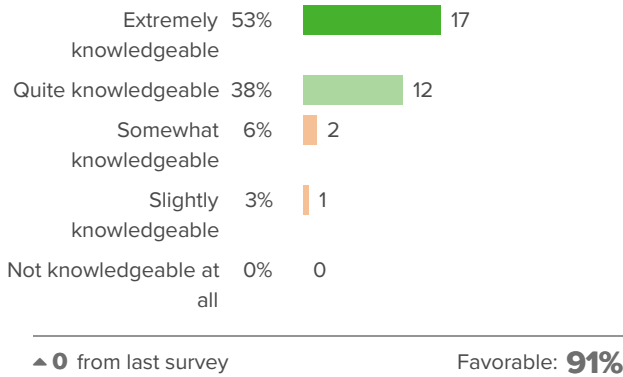


▼ **15** from last survey

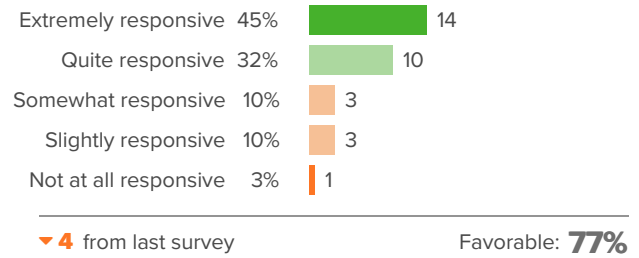
Favorable: **71%**



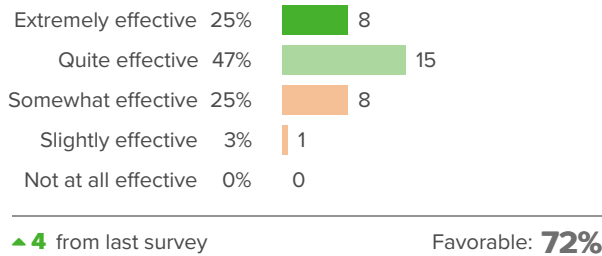
Q.5: How knowledgeable are your school leaders about what is going on in the school?



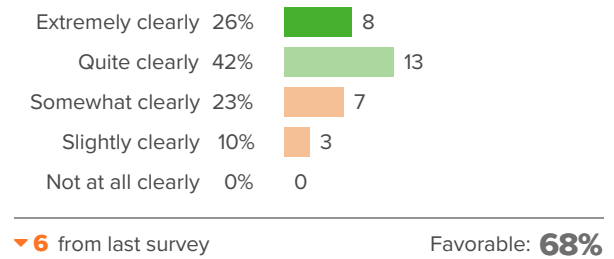
Q.6: How responsive are school leaders to your feedback?



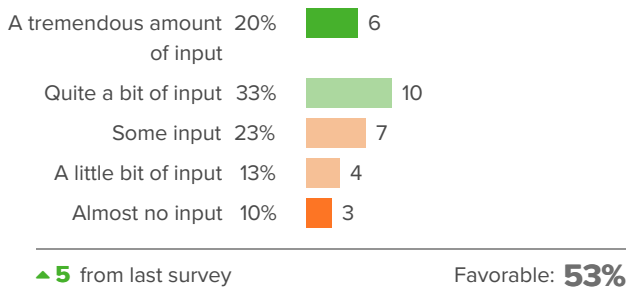
Q.7: How effective are the school leaders at developing rules for students that facilitate their learning?



Q.8: How clearly do your school leaders identify their goals for the staff?



Q.9: When the school makes important decisions, how much input do staff have?





Staff-Leadership Relationships

Your average

88%

32 responses

Change

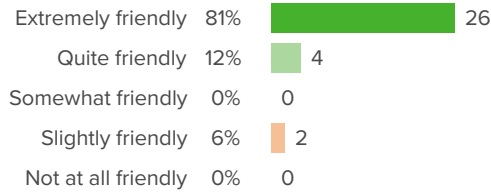
▼ **3**

since last survey

District average: **68%** Hinsdale Township High School District 86 (IL)

How did people respond?

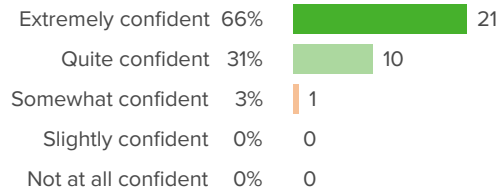
Q.1: How friendly are your school leaders toward you?



▼ 6 from last survey

Favorable: **94%**

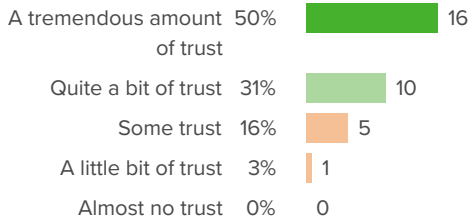
Q.2: How confident are you that your school leaders have the best interests of the school in mind?



▲ 6 from last survey

Favorable: **97%**

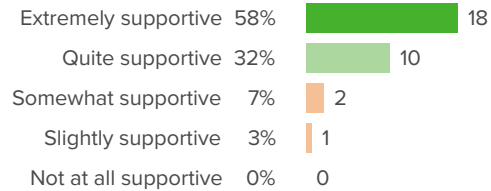
Q.3: How much trust exists between school leaders and staff?



▼ 10 from last survey

Favorable: **81%**

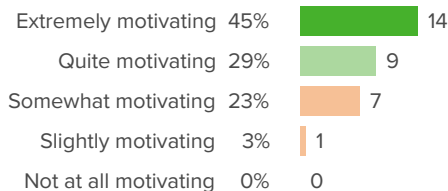
Q.4: When you face challenges at work, how supportive are your school leaders?



▼ 1 from last survey

Favorable: **90%**

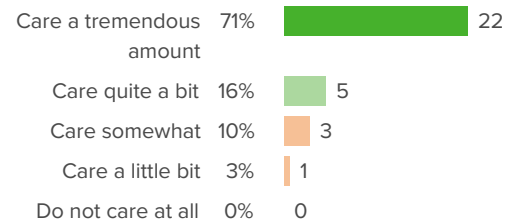
Q.5: At your school, how motivating do you find working with the leadership team?



▼ 2 from last survey

Favorable: **74%**

Q.6: How much do your school leaders care about you as an individual?

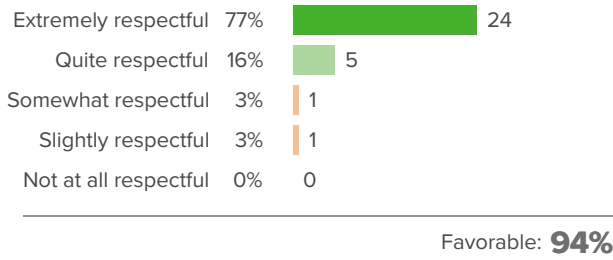


▼ 8 from last survey

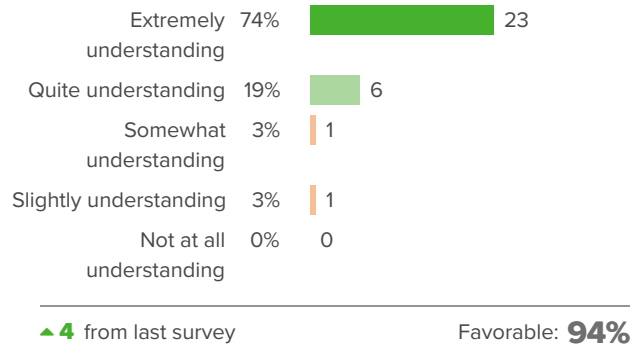
Favorable: **87%**



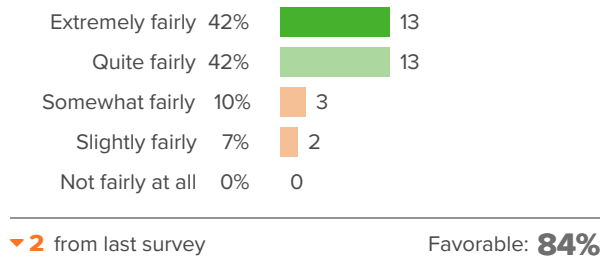
Q.7: How respectful are your school leaders toward you?



Q.8: When challenges arise in your personal life, how understanding are your school leaders?



Q.9: How fairly does the school leadership treat the staff?





Well-being

Your average

75%

32 responses

Change

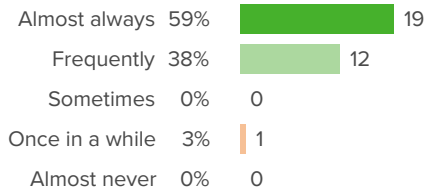
▲ 11

since last survey

District average: **70%** Hinsdale Township High School District 86 (IL)

How did people respond?

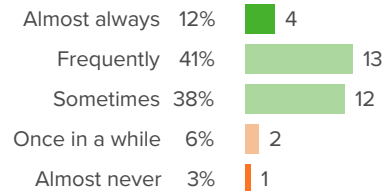
Q.1: During the past week, how often did you feel engaged at work?



▲ 6 from last survey

Favorable: **97%**

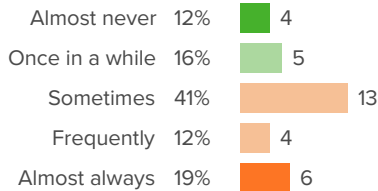
Q.2: During the past week, how often did you feel excited at work?



▲ 17 from last survey

Favorable: **91%**

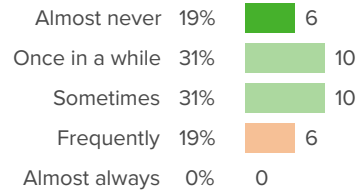
Q.3: During the past week, how often did you feel exhausted at work?



▲ 15 from last survey

Favorable: **28%**

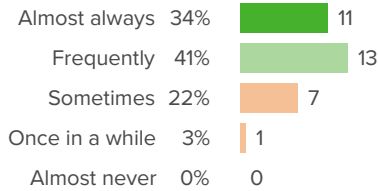
Q.4: During the past week, how often did you feel frustrated at work?



▲ 7 from last survey

Favorable: **81%**

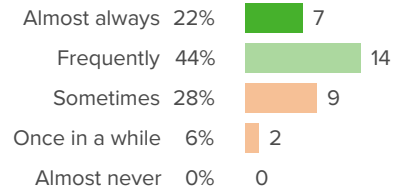
Q.5: During the past week, how often did you feel happy at work?



▲ 14 from last survey

Favorable: **75%**

Q.6: During the past week, how often did you feel hopeful at work?

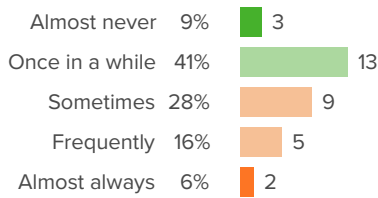


▲ 23 from last survey

Favorable: **66%**

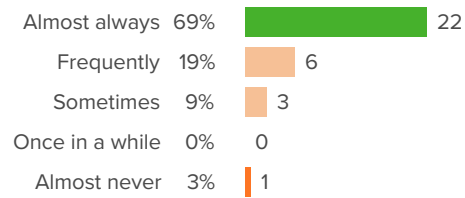


Q.7: During the past week, how often did you feel overwhelmed at work?



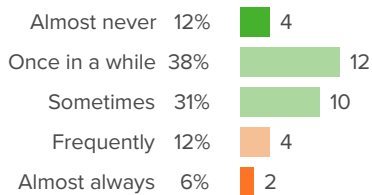
▲ 20 from last survey Favorable: 50%

Q.8: During the past week, how often did you feel safe at work?



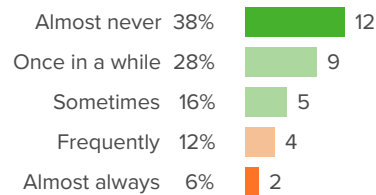
▲ 19 from last survey Favorable: 69%

Q.9: During the past week, how often did you feel stressed out at work?



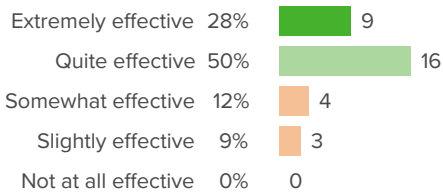
▲ 11 from last survey Favorable: 81%

Q.10: During the past week, how often did you feel worried at work?



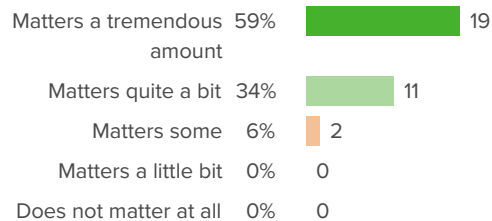
▼ 5 from last survey Favorable: 81%

Q.11: How effective do you feel at your job right now?



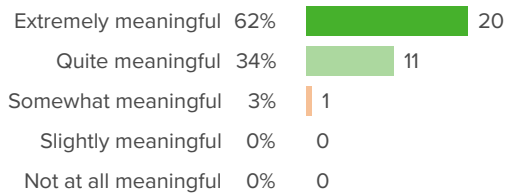
▲ 14 from last survey Favorable: 78%

Q.12: How much does your work matter to you?



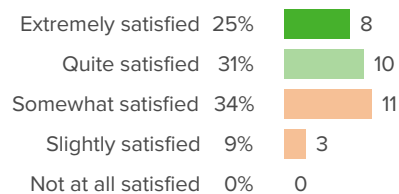
▼ 6 from last survey Favorable: 94%

Q.13: How meaningful for you is the work that you do?



▲ 1 from last survey Favorable: 97%

Q.14: Overall, how satisfied are you with your job right now?



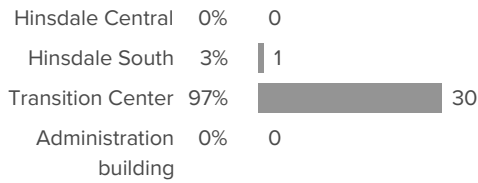
▲ 17 from last survey Favorable: 56%



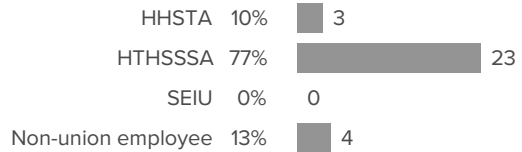
Background Questions

How did people respond?

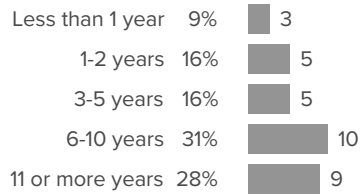
Q.1: What building are you assigned to?



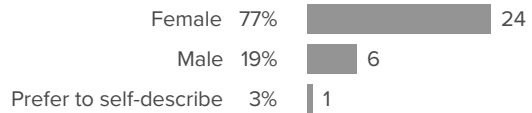
Q.2: Which employee group do you belong to?



Q.3: How many years have you worked in District 86?



Q.4: What is your gender?



Q.5: What is your race or ethnicity?

