



# Transition Center

Grades 6-12  
Spring - 2023



Report created by  
Panorama Education



# Summary

Topic Description	Results	Comparison
<p><b>Challenging Feelings</b></p> <p>How frequently students feel challenging emotions, with higher scores indicating less frequent challenging emotions.</p>	<p><b>50%</b></p> <p>▼ 4</p> <p>since last survey</p>	<p><b>51%</b> Hinsdale Township High School District 86 (IL)</p>
<p><b>Positive Feelings</b></p> <p>How frequently students feel positive emotions.</p>	<p><b>46%</b></p> <p>▼ 9</p> <p>since last survey</p>	<p><b>61%</b> Hinsdale Township High School District 86 (IL)</p>
<p><b>Self-Management</b></p> <p>How well students manage their emotions, thoughts, and behaviors in different situations.</p>	<p><b>65%</b></p> <p>▼ 5</p> <p>since last survey</p>	<p><b>77%</b> Hinsdale Township High School District 86 (IL)</p>
<p><b>Social Awareness</b></p> <p>How well students consider the perspectives of others and empathize with them.</p>	<p><b>61%</b></p> <p>▼ 4</p> <p>since last survey</p>	<p><b>72%</b> Hinsdale Township High School District 86 (IL)</p>
<p><b>Supportive Relationships</b></p> <p>How supported students feel through their relationships with friends, family, and adults at school.</p>	<p><b>81%</b></p> <p>▲ 1</p> <p>since last survey</p>	<p><b>88%</b> Hinsdale Township High School District 86 (IL)</p>

40 responses



# Challenging Feelings

Your average

**50%**

40 responses

Change

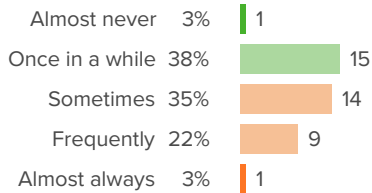
▼ **4**

since last survey

District average: **51%** Hinsdale Township High School District 86 (IL)

## How did people respond?

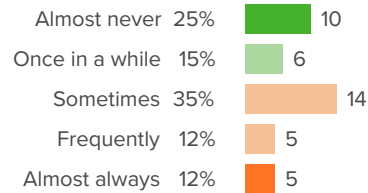
### Q.1: During the past week, how often did you feel angry?



▼ **13** from last survey

Favorable: **40%**


### Q.2: During the past week, how often did you feel lonely?



▼ **16** from last survey

Favorable: **40%**

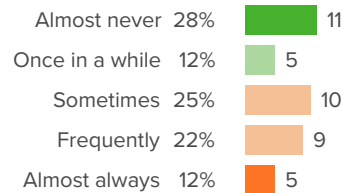
### Q.3: During the past week, how often did you feel sad?



▲ **4** from last survey

Favorable: **53%**

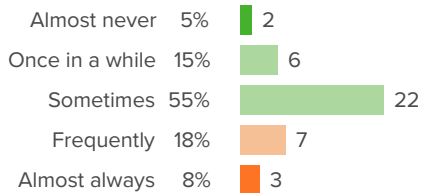
### Q.4: During the past week, how often did you feel worried?



▲ **3** from last survey

Favorable: **40%**

### Q.5: During the past week, how often did you feel frustrated?



▼ **2** from last survey

Favorable: **75%**



# Positive Feelings

Your average

**46%**

40 responses

Change

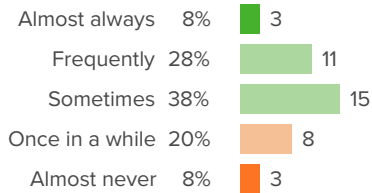
▼ **9**

since last survey

District average: **61%** Hinsdale Township High School District 86 (IL)

## How did people respond?

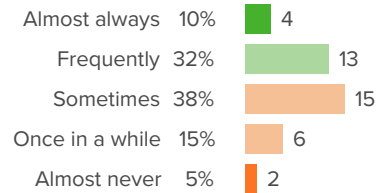
**Q.1: During the past week, how often did you feel excited?**



▼ **8** from last survey

Favorable: **73%**

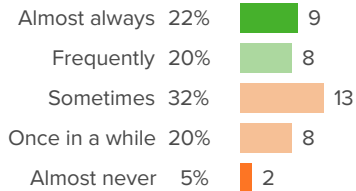
**Q.2: During the past week, how often did you feel happy?**



▼ **1** from last survey

Favorable: **43%**

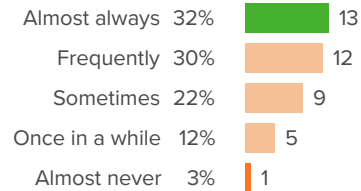
**Q.3: During the past week, how often did you feel loved?**



▼ **12** from last survey

Favorable: **43%**

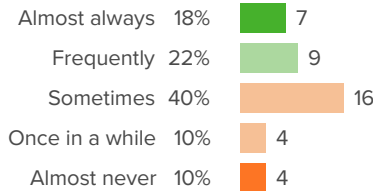
**Q.4: During the past week, how often did you feel safe?**



▼ **14** from last survey

Favorable: **33%**

**Q.5: During the past week, how often did you feel hopeful?**



▼ **6** from last survey

Favorable: **40%**



# Self-Management

Your average

**65%**

40 responses

Change

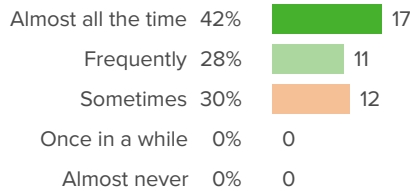
▼ **5**

since last survey

District average: **77%** Hinsdale Township High School District 86 (IL)

## How did people respond?

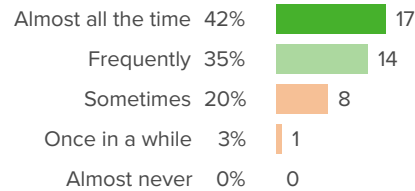
**Q.1: During the past 30 days...How often did you come to class prepared?**



▼ **11** from last survey

Favorable: **70%**

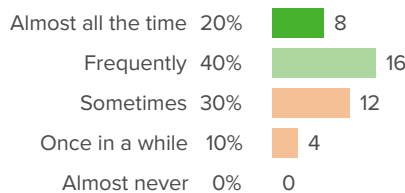
**Q.2: During the past 30 days...How often did you follow directions in class?**



▲ **3** from last survey

Favorable: **78%**

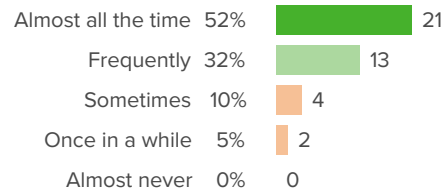
**Q.3: During the past 30 days...How often did you get your work done right away, instead of waiting until the last minute?**



▼ **5** from last survey

Favorable: **60%**

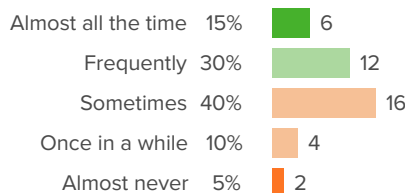
**Q.4: During the past 30 days...How often were you polite to adults?**



▼ **3** from last survey

Favorable: **85%**

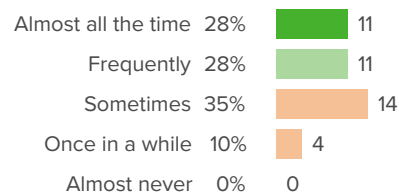
**Q.5: During the past 30 days...How often did you pay attention and resist distractions?**



▼ **4** from last survey

Favorable: **45%**

**Q.6: During the past 30 days...When you were working independently, how often did you stay focused?**

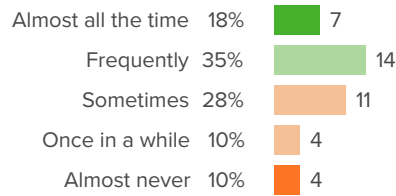


▼ **8** from last survey

Favorable: **55%**



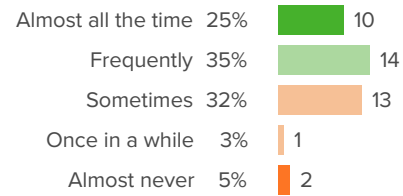
**Q.7: During the past 30 days...How often did you remain calm, even when someone was bothering you or saying bad things?**



▼ 5 from last survey

Favorable: **53%**

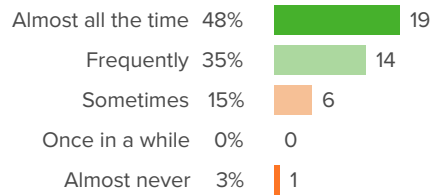
**Q.8: During the past 30 days...How often did you allow others to speak without interruption?**



▼ 7 from last survey

Favorable: **60%**

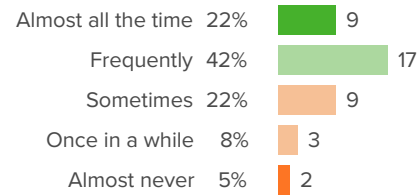
**Q.9: During the past 30 days...How often were you polite to other students?**



▲ 1 from last survey

Favorable: **83%**

**Q.10: During the past 30 days...How often did you keep your temper in check?**



▼ 3 from last survey

Favorable: **65%**



# Social Awareness

Your average

**61%**

40 responses

Change

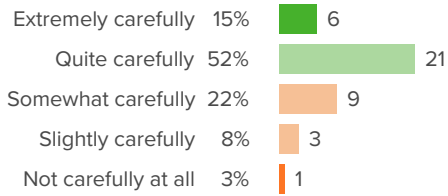
▼ **4**

since last survey

District average: **72%** Hinsdale Township High School District 86 (IL)

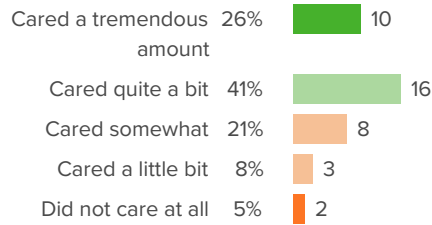
## How did people respond?

**Q.1: During the past 30 days...How carefully did you listen to other people's points of view?**



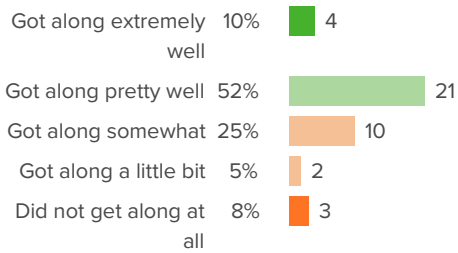
▼ **2** from last survey Favorable: **68%**

**Q.2: During the past 30 days...How much did you care about other people's feelings?**



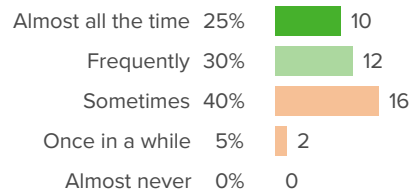
▼ **8** from last survey Favorable: **67%**

**Q.3: During the past 30 days...How well did you get along with students who are different from you?**



▼ **7** from last survey Favorable: **63%**

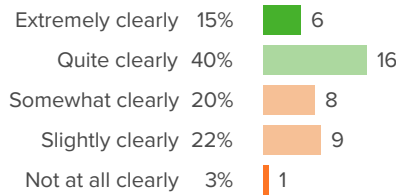
**Q.4: During the past 30 days...How often did you compliment others' accomplishments?**



▼ **5** from last survey Favorable: **55%**



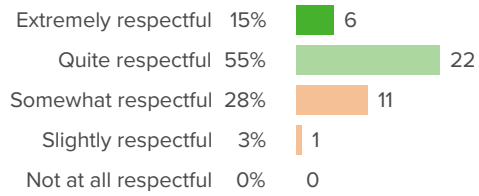
**Q.5: During the past 30 days...How clearly were you able to describe your feelings?**



▲ 4 from last survey

Favorable: **55%**

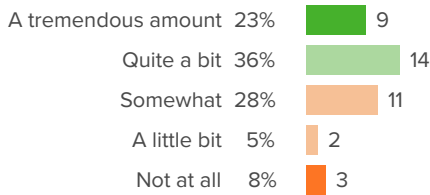
**Q.6: During the past 30 days...When others disagreed with you, how respectful were you of their views?**



▼ 3 from last survey

Favorable: **70%**

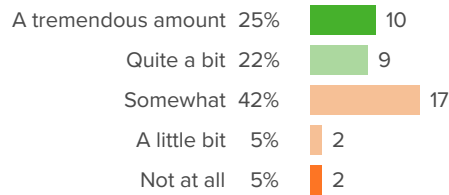
**Q.7: During the past 30 days...To what extent were you able to stand up for yourself without putting others down?**



▼ 4 from last survey

Favorable: **59%**

**Q.8: During the past 30 days...To what extent were you able to disagree with others without starting an argument?**



▼ 12 from last survey

Favorable: **48%**





# Supportive Relationships

Your average

**81%**

40 responses

Change

**▲ 1**

since last survey

District average: **88%** Hinsdale Township High School District 86 (IL)

## How did people respond?

**Q.1: Do you have a teacher or other adult from school who you can count on to help you, no matter what?**



▼ **1** from last survey Favorable: **87%**

**Q.2: Do you have a family member or other adult outside of school who you can count on to help you, no matter what?**



▲ **1** from last survey Favorable: **85%**

**Q.3: Do you have a friend from school who you can count on to help you, no matter what?**



▼ **2** from last survey Favorable: **72%**

**Q.4: Do you have a teacher or other adult from school who you can be completely yourself around?**



▲ **10** from last survey Favorable: **85%**

**Q.5: Do you have a family member or other adult outside of school who you can be completely yourself around?**



▲ **3** from last survey Favorable: **82%**

**Q.6: Do you have a friend from school who you can be completely yourself around?**



▼ **1** from last survey Favorable: **76%**

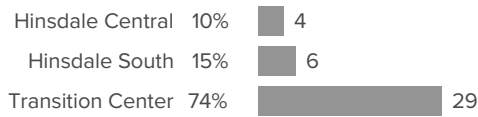


# Background Questions


## How did people respond?

---

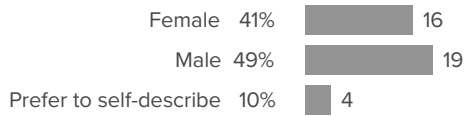
### Q.1: What school do you attend?



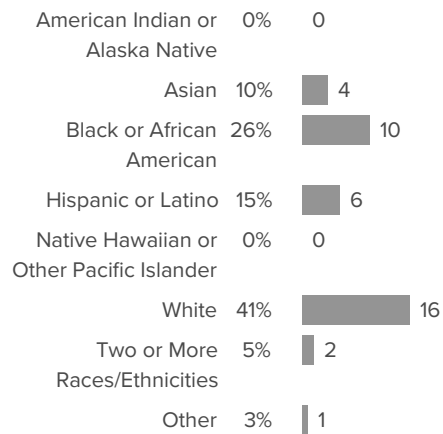
### Q.2: What grade are you in?



### Q.3: What is your gender?



### Q.4: What is your race or ethnicity?





**Q.5: Please indicate the primary language you speak at home. (Please indicate only one.)**

