



# **SOUTH**

**Teacher Survey**  
**Spring - 2023**



Report created by  
Panorama Education



# Summary

| Topic Description   | Results   | Comparison   |
|---|---|--|
| <p><b>Feedback and Coaching</b></p> <p>Perceptions of the amount and quality of feedback faculty and staff receive.</p>   | <p><b>46%</b></p> <p>▲ 11<br/>since last survey</p> | <p><b>37%</b> Hinsdale Township High School District 86 (IL)</p> |
| <p><b>Professional Learning</b></p> <p>Perceptions of the amount and quality of professional growth and learning opportunities available to faculty and staff.</p>                    | <p><b>61%</b></p> <p>▲ 8<br/>since last survey</p>  | <p><b>53%</b> Hinsdale Township High School District 86 (IL)</p> |
| <p><b>Professional Learning About Equity</b></p> <p>Perceptions of the quantity and quality of equity-focused professional learning opportunities available to faculty and staff.</p> | <p><b>45%</b></p> <p>▼ 10<br/>since last survey</p> | <p><b>45%</b> Hinsdale Township High School District 86 (IL)</p> |
| <p><b>School Leadership</b></p> <p>Perceptions of the school leadership’s effectiveness.</p>  | <p><b>32%</b></p> <p>▼ 4<br/>since last survey</p>  | <p><b>41%</b> Hinsdale Township High School District 86 (IL)</p> |
| <p><b>Staff-Leadership Relationships</b></p> <p>Perceptions of faculty and staff relationships with school leaders.</p>   | <p><b>50%</b></p> <p>▼ 3<br/>since last survey</p>  | <p><b>58%</b> Hinsdale Township High School District 86 (IL)</p> |
| <p><b>Teaching Efficacy</b></p> <p>Faculty perceptions of their professional strengths and areas for growth.</p>  | <p><b>78%</b></p> <p>▼ 2<br/>since last survey</p>  | <p><b>80%</b> Hinsdale Township High School District 86 (IL)</p> |
| <p><b>Well-being</b></p> <p>Faculty and staff perceptions of their own professional well-being.</p>   | <p><b>53%</b></p> <p>▼ 3<br/>since last survey</p>  | <p><b>60%</b> Hinsdale Township High School District 86 (IL)</p> |

64 responses



# Feedback and Coaching

Your average

**46%**

64 responses

Change

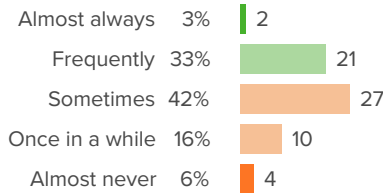
**▲ 11**

since last survey

District average: **37%** Hinsdale Township High School District 86 (IL)

## How did people respond?

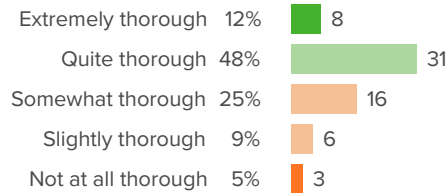
### Q.1: How often do you receive feedback on your teaching?



▲ 7 from last survey

Favorable: **36%**

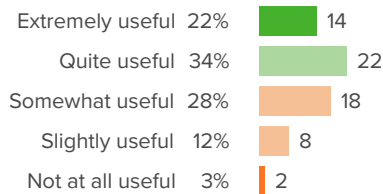
### Q.2: At your school, how thorough is the feedback you receive in covering all aspects of your role as a teacher?



▲ 18 from last survey

Favorable: **61%**

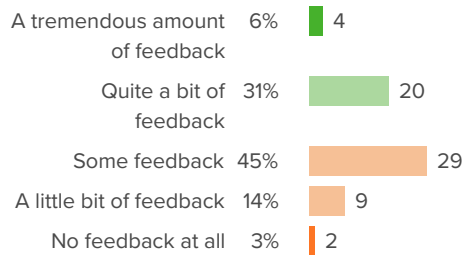
### Q.3: How useful do you find the feedback you receive on your teaching?



▲ 10 from last survey

Favorable: **56%**

### Q.4: How much feedback do you receive on your teaching?

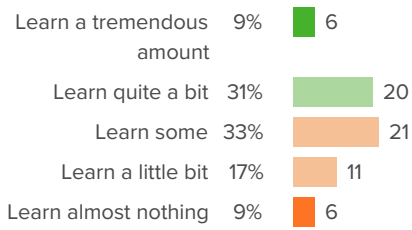


▲ 11 from last survey

Favorable: **38%**



**Q.5: How much do you learn from the teacher evaluation processes at your school?**



▲ **10** from last survey

Favorable: **41%**



# Professional Learning

Your average

**61%**

64 responses

Change

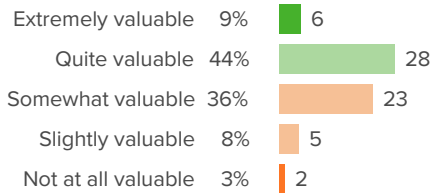
**▲ 8**

since last survey

District average: **53%** Hinsdale Township High School District 86 (IL)

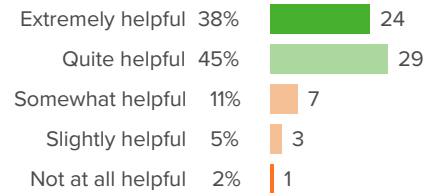
## How did people respond?

### Q.1: At your school, how valuable are the available professional development opportunities?



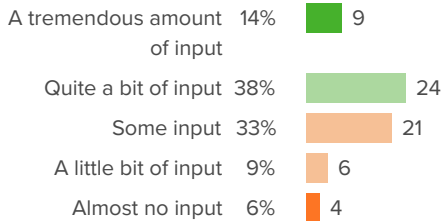
▲ 8 from last survey Favorable: **53%**

### Q.2: How helpful are your colleagues' ideas for improving your teaching?



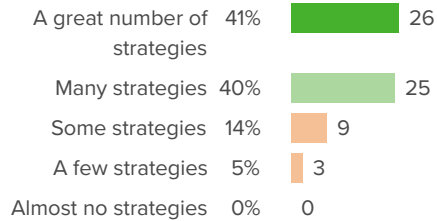
▲ 0 from last survey Favorable: **83%**

### Q.3: How much input do you have into individualizing your own professional development opportunities?



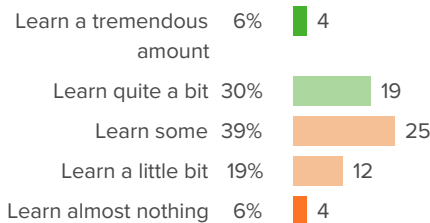
▲ 3 from last survey Favorable: **52%**

### Q.4: Through working at your school, how many new teaching strategies have you learned?



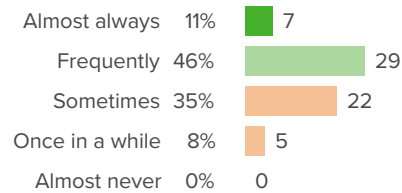
▲ 9 from last survey Favorable: **81%**

### Q.5: Overall, how much do you learn about teaching from the leaders at your school?



▲ 9 from last survey Favorable: **36%**

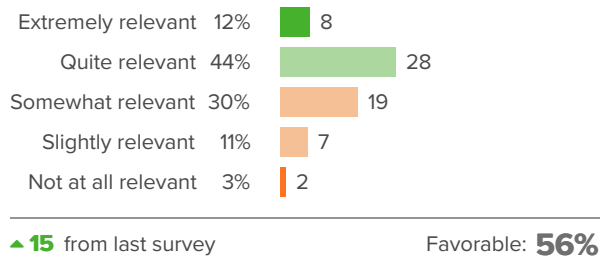
### Q.6: How often do your professional development opportunities help you explore new ideas?



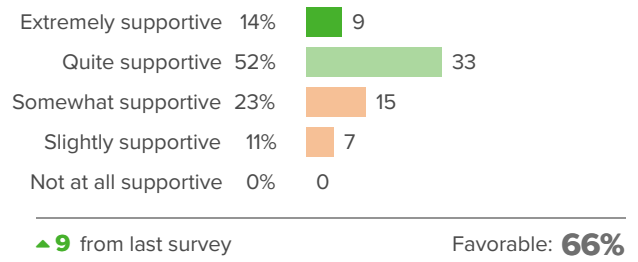
▲ 7 from last survey Favorable: **57%**



**Q.7: How relevant have your professional development opportunities been to the content that you teach?**



**Q.8: Overall, how supportive has the school been of your growth as a teacher?**





# Professional Learning About Equity

Your average

**45%**

64 responses

Change

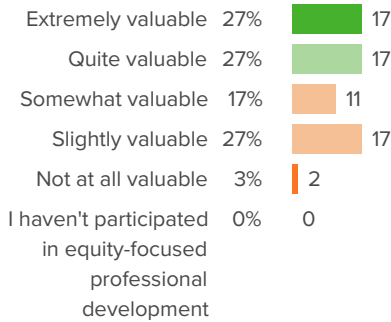
▼ **10**

since last survey

District average: **45%** Hinsdale Township High School District 86 (IL)

## How did people respond?

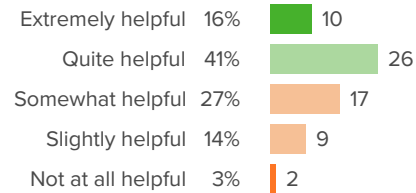
### Q.1: At your school, how valuable are the equity-focused professional development opportunities?



▼ **5** from last survey

Favorable: **53%**

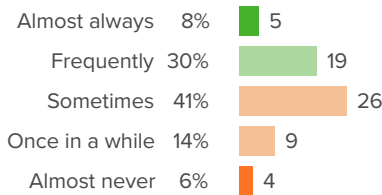
### Q.2: When it comes to promoting culturally responsive practices, how helpful are your colleagues' ideas for improving your practice?



▼ **6** from last survey

Favorable: **56%**

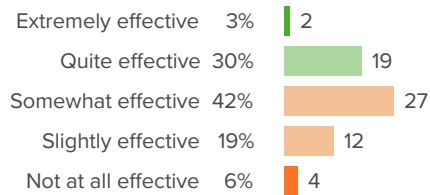
### Q.3: How often do professional development opportunities help you explore new ways to promote equity in your practice?



▼ **15** from last survey

Favorable: **38%**

### Q.4: Overall, how effective has your school administration been in helping you advance student equity?



▼ **14** from last survey

Favorable: **33%**



# School Leadership

Your average

**32%**

64 responses

Change

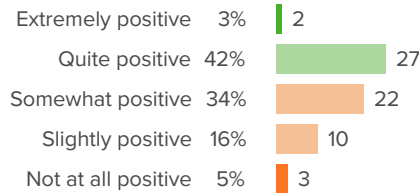
▼ **4**

since last survey

District average: **41%** Hinsdale Township High School District 86 (IL)

## How did people respond?

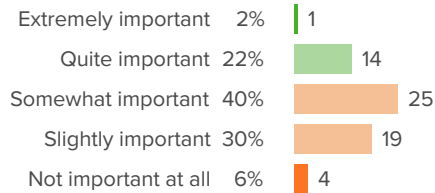
### Q.1: How positive is the tone that school leaders set for the culture of the school?



▼ **18** from last survey

Favorable: **45%**

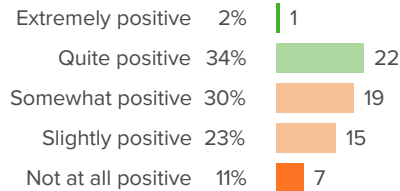
### Q.2: For your school leaders, how important is teacher satisfaction?



▼ **11** from last survey

Favorable: **24%**

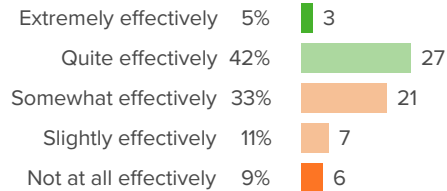
### Q.3: Overall, how positive is the influence of the school leaders on the quality of your teaching?



▲ **3** from last survey

Favorable: **36%**

### Q.4: How effectively do school leaders communicate important information to teachers?



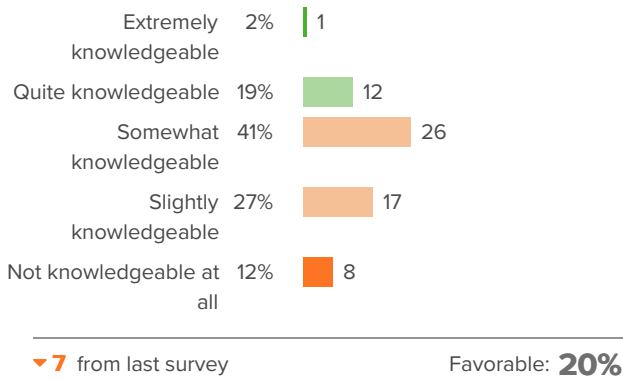
▼ **7** from last survey

Favorable: **47%**

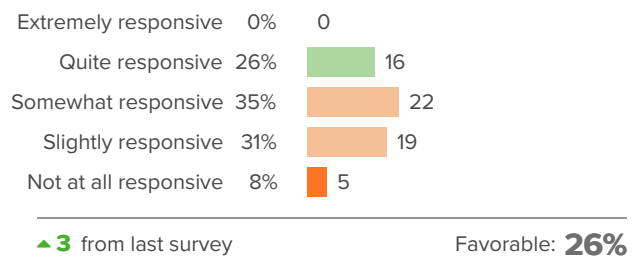




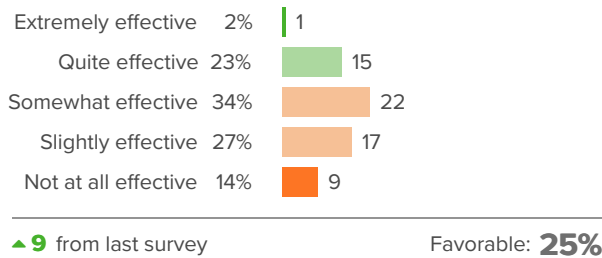
**Q.5: How knowledgeable are your school leaders about what is going on in teachers' classrooms?**



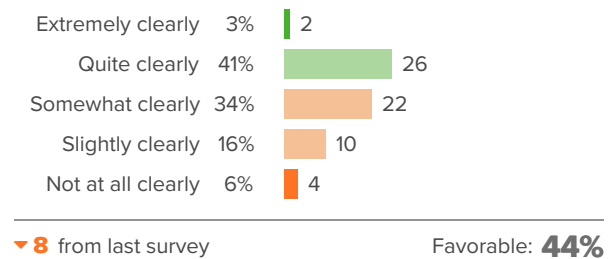
**Q.6: How responsive are school leaders to your feedback?**



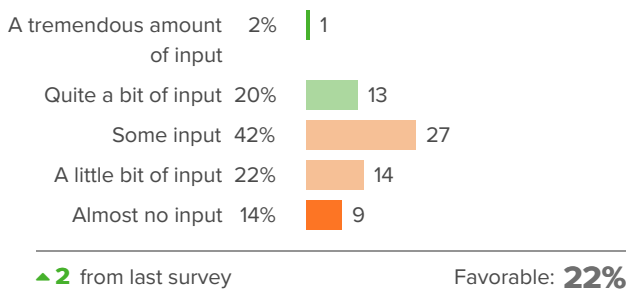
**Q.7: How effective are the school leaders at developing rules for students that facilitate their learning?**



**Q.8: How clearly do your school leaders identify their goals for teachers?**



**Q.9: When the school makes important decisions, how much input do teachers have?**





# Staff-Leadership Relationships

Your average

**50%**

64 responses

Change

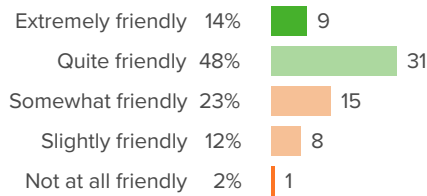
▼ **3**

since last survey

District average: **58%** Hinsdale Township High School District 86 (IL)

## How did people respond?

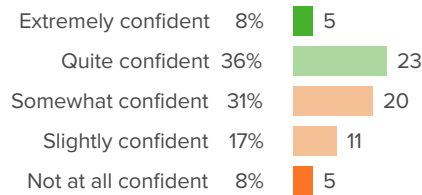
### Q.1: How friendly are your school leaders toward you?



▼ **13** from last survey

Favorable: **63%**

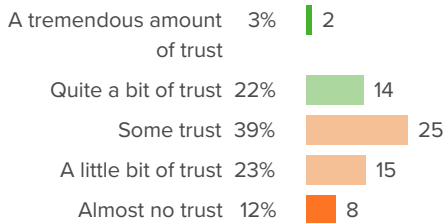
### Q.2: How confident are you that your school leaders have the best interests of the school in mind?



▼ **10** from last survey

Favorable: **44%**

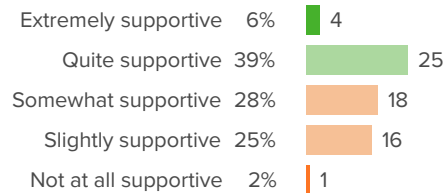
### Q.3: How much trust exists between school leaders and faculty?



▲ **2** from last survey

Favorable: **25%**

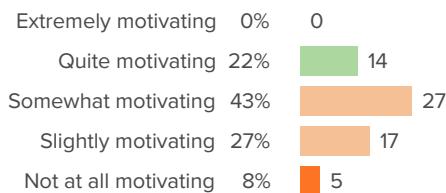
### Q.4: When you face challenges at work, how supportive are your school leaders?



▲ **0** from last survey

Favorable: **45%**

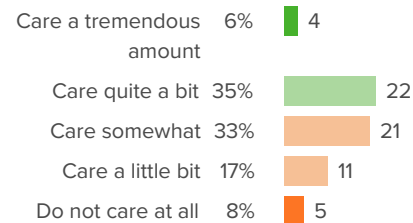
### Q.5: At your school, how motivating do you find working with the leadership team?



▼ **4** from last survey

Favorable: **22%**

### Q.6: How much do your school leaders care about you as an individual?

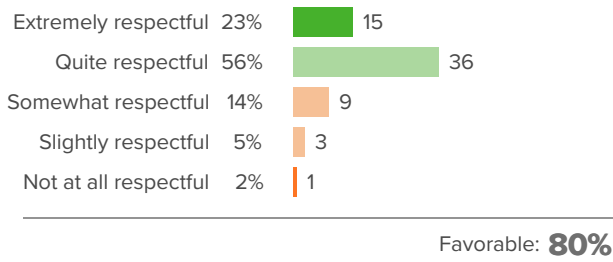


▼ **10** from last survey

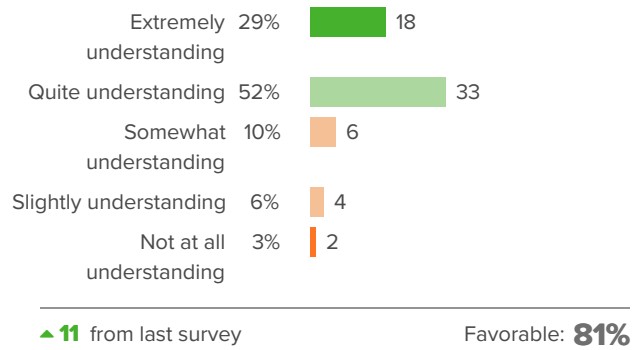
Favorable: **41%**



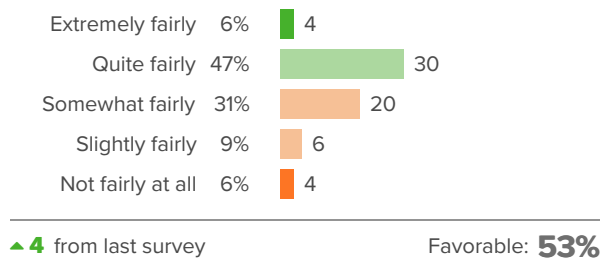
**Q.7: How respectful are your school leaders toward you?**



**Q.8: When challenges arise in your personal life, how understanding are your school leaders?**



**Q.9: How fairly does the school leadership treat the faculty?**





# Teaching Efficacy

Your average

**78%**

64 responses

Change

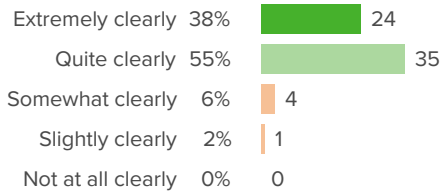
▼ **2**

since last survey

District average: **80%** Hinsdale Township High School District 86 (IL)

## How did people respond?

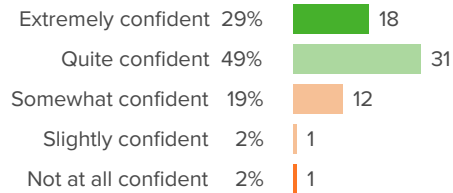
### Q.1: How clearly can you explain the most complicated content to your students?



▲ 1 from last survey

Favorable: **92%**

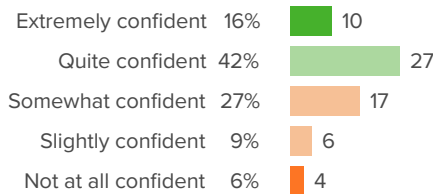
### Q.2: How confident are you that you can move through material at a pace that works well for each of your students?



▲ 6 from last survey

Favorable: **78%**

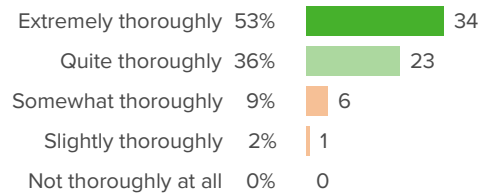
### Q.3: How confident are you that you can help your school's most challenging students to learn?



▼ 13 from last survey

Favorable: **58%**

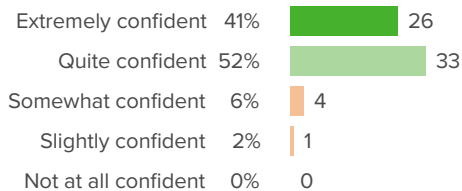
### Q.4: How thoroughly do you feel that you know all the content you need to teach?



▼ 5 from last survey

Favorable: **89%**

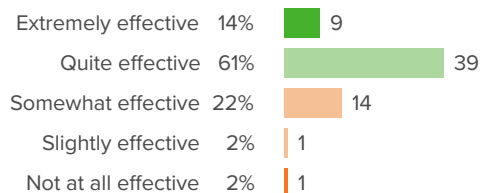
### Q.5: If a parent were upset about something in your class, how confident are you that you could have a productive conversation with this parent?



▼ 2 from last survey

Favorable: **92%**

### Q.6: How effective do you think you are at managing particularly disruptive classes?

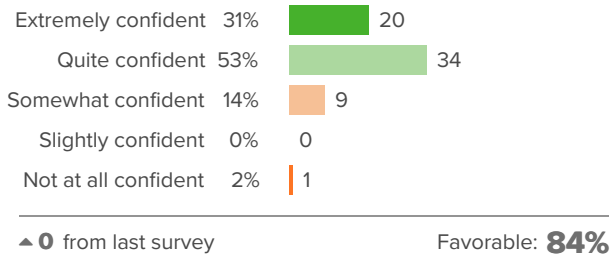


▼ 5 from last survey

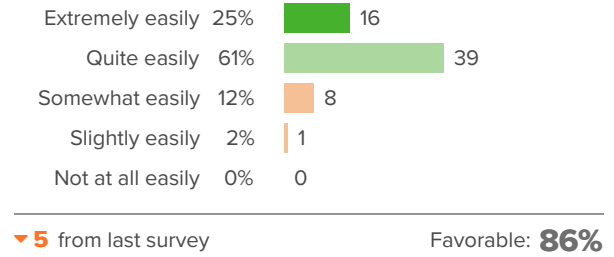
Favorable: **75%**



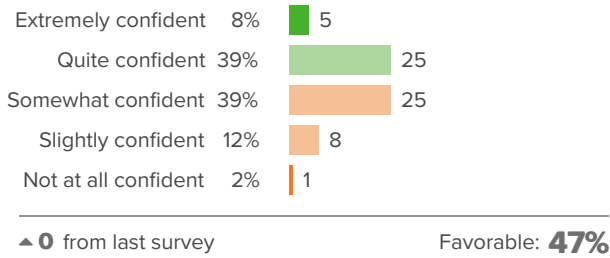
**Q.7: How confident are you that you can meet the learning needs of your most advanced students?**



**Q.8: When one of your teaching strategies fails to work for a group of students, how easily can you think of another approach to try?**



**Q.9: How confident are you that you can engage students who typically are not motivated?**





# Well-being

Your average

**53%**

64 responses

Change

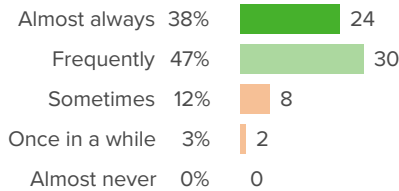
▼ **3**

since last survey

District average: **60%** Hinsdale Township High School District 86 (IL)

## How did people respond?

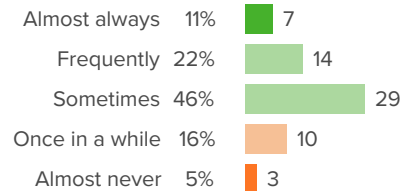
**Q.1: During the past week, how often did you feel engaged at work?**



▼ **2** from last survey

Favorable: **84%**

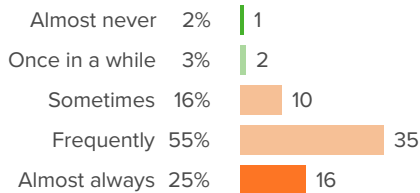
**Q.2: During the past week, how often did you feel excited at work?**



▼ **1** from last survey

Favorable: **79%**

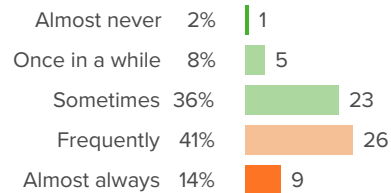
**Q.3: During the past week, how often did you feel exhausted at work?**



▼ **3** from last survey

Favorable: **5%**

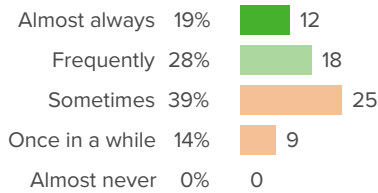
**Q.4: During the past week, how often did you feel frustrated at work?**



▼ **6** from last survey

Favorable: **45%**

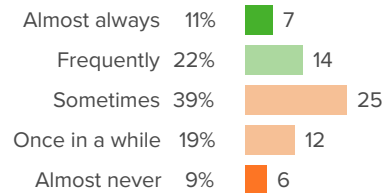
**Q.5: During the past week, how often did you feel happy at work?**



▼ **4** from last survey

Favorable: **47%**

**Q.6: During the past week, how often did you feel hopeful at work?**

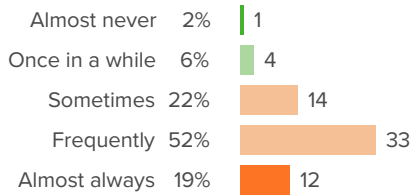


▼ **5** from last survey

Favorable: **33%**

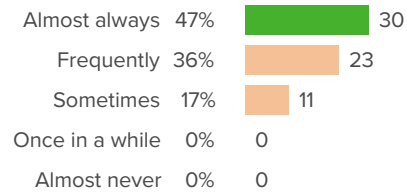


**Q.7: During the past week, how often did you feel overwhelmed at work?**



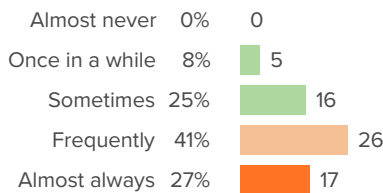
▼ 5 from last survey Favorable: **8%**

**Q.8: During the past week, how often did you feel safe at work?**



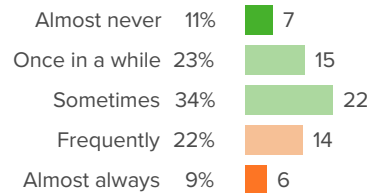
▼ 12 from last survey Favorable: **47%**

**Q.9: During the past week, how often did you feel stressed out at work?**



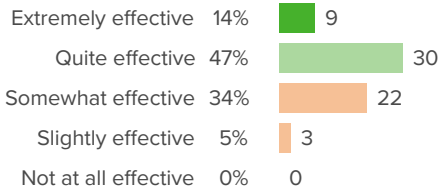
▲ 0 from last survey Favorable: **33%**

**Q.10: During the past week, how often did you feel worried at work?**



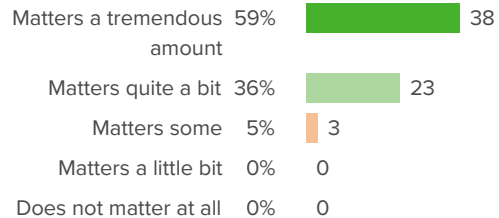
▲ 0 from last survey Favorable: **69%**

**Q.11: How effective do you feel at your job right now?**



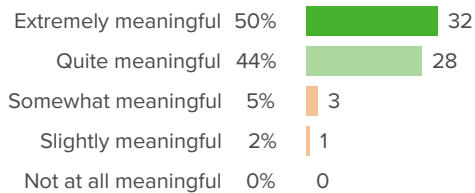
▼ 3 from last survey Favorable: **61%**

**Q.12: How much does your work matter to you?**



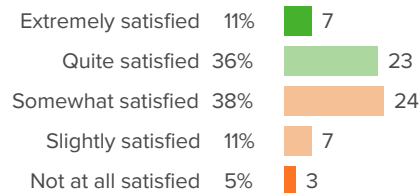
▼ 1 from last survey Favorable: **95%**

**Q.13: How meaningful for you is the work that you do?**



▲ 1 from last survey Favorable: **94%**

**Q.14: Overall, how satisfied are you with your job right now?**



▲ 1 from last survey Favorable: **47%**




# Background Questions

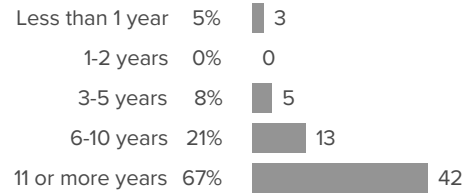
## How did people respond?

---

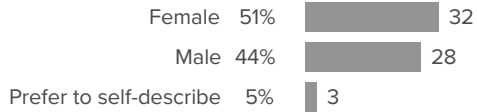
### Q.1: What building are you assigned to?



### Q.2: How many years have you worked in District 86?



### Q.3: What is your gender?



### Q.4: What is your race or ethnicity?

