



# Hinsdale South High School

Grades 6-12  
Spring - 2023



Report created by  
Panorama Education



# Summary

Topic Description	Results	Comparison
<p><b>Challenging Feelings</b></p> <p>How frequently students feel challenging emotions, with higher scores indicating less frequent challenging emotions.</p>	<p><b>46%</b></p> <p>▼2</p> <p>since last survey</p>	<p><b>51%</b> Hinsdale Township High School District 86 (IL)</p>
<p><b>Positive Feelings</b></p> <p>How frequently students feel positive emotions.</p>	<p><b>55%</b></p> <p>▼1</p> <p>since last survey</p>	<p><b>61%</b> Hinsdale Township High School District 86 (IL)</p>
<p><b>Self-Management</b></p> <p>How well students manage their emotions, thoughts, and behaviors in different situations.</p>	<p><b>72%</b></p> <p>▼1</p> <p>since last survey</p>	<p><b>77%</b> Hinsdale Township High School District 86 (IL)</p>
<p><b>Social Awareness</b></p> <p>How well students consider the perspectives of others and empathize with them.</p>	<p><b>64%</b></p> <p>0</p> <p>since last survey</p>	<p><b>72%</b> Hinsdale Township High School District 86 (IL)</p>
<p><b>Supportive Relationships</b></p> <p>How supported students feel through their relationships with friends, family, and adults at school.</p>	<p><b>86%</b></p> <p>0</p> <p>since last survey</p>	<p><b>88%</b> Hinsdale Township High School District 86 (IL)</p>

976 responses



# Challenging Feelings

Your average

**46%**

976 responses

Change

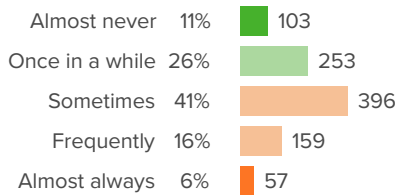
**▼ 2**

since last survey

District average: **51%** Hinsdale Township High School District 86 (IL)

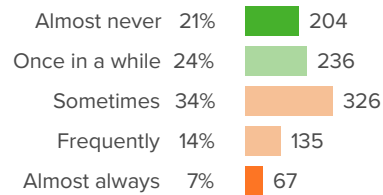
## How did people respond?

### Q.1: During the past week, how often did you feel angry?



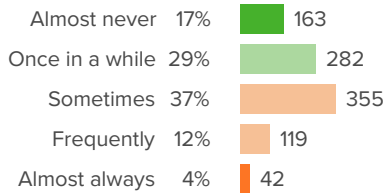
▼ 3 from last survey Favorable: **37%**

### Q.2: During the past week, how often did you feel lonely?



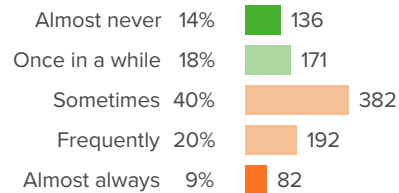
▼ 3 from last survey Favorable: **45%**

### Q.3: During the past week, how often did you feel sad?



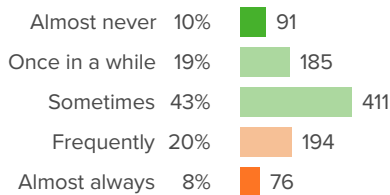
▼ 1 from last survey Favorable: **46%**

### Q.4: During the past week, how often did you feel worried?



▼ 3 from last survey Favorable: **32%**

### Q.5: During the past week, how often did you feel frustrated?



▲ 1 from last survey Favorable: **72%**



# Positive Feelings

Your average

**55%**

976 responses

Change

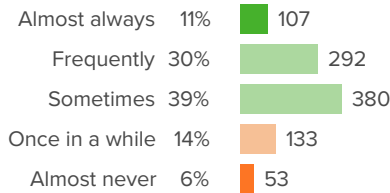
▼ **1**

since last survey

District average: **61%** Hinsdale Township High School District 86 (IL)

## How did people respond?

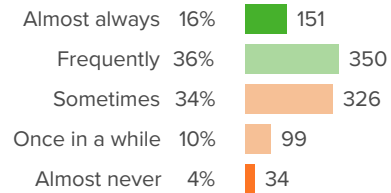
### Q.1: During the past week, how often did you feel excited?



▲ **1** from last survey

Favorable: **81%**

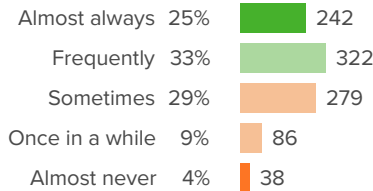
### Q.2: During the past week, how often did you feel happy?



▼ **1** from last survey

Favorable: **52%**

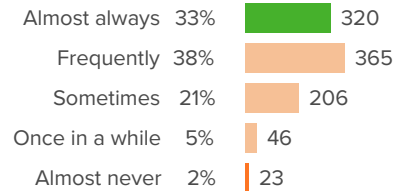
### Q.3: During the past week, how often did you feel loved?



▼ **2** from last survey

Favorable: **58%**

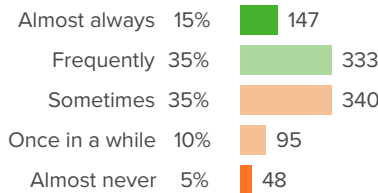
### Q.4: During the past week, how often did you feel safe?



▼ **3** from last survey

Favorable: **33%**

### Q.5: During the past week, how often did you feel hopeful?



▲ **0** from last survey

Favorable: **50%**



# Self-Management

Your average

**72%**

976 responses

Change

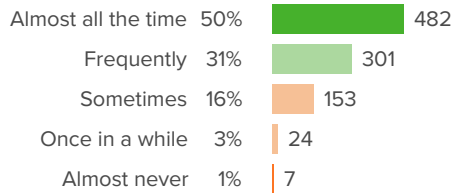
▼ **1**

since last survey

District average: **77%** Hinsdale Township High School District 86 (IL)

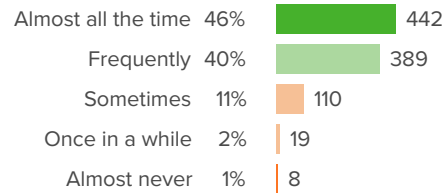
## How did people respond?

### Q.1: During the past 30 days...How often did you come to class prepared?



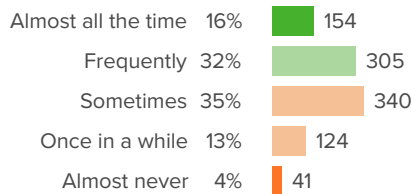
▼ **3** from last survey Favorable: **81%**

### Q.2: During the past 30 days...How often did you follow directions in class?



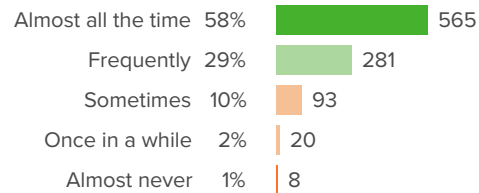
▲ **0** from last survey Favorable: **86%**

### Q.3: During the past 30 days...How often did you get your work done right away, instead of waiting until the last minute?



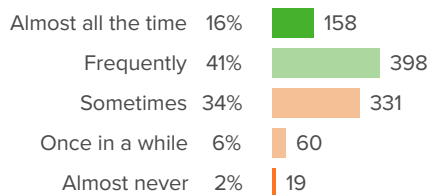
▲ **1** from last survey Favorable: **48%**

### Q.4: During the past 30 days...How often were you polite to adults?



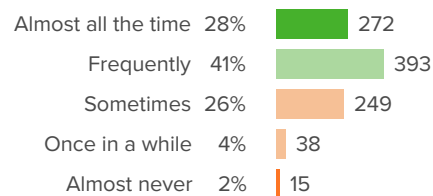
▼ **4** from last survey Favorable: **87%**

### Q.5: During the past 30 days...How often did you pay attention and resist distractions?



▲ **0** from last survey Favorable: **58%**

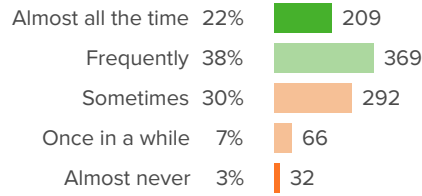
### Q.6: During the past 30 days...When you were working independently, how often did you stay focused?



▼ **2** from last survey Favorable: **69%**



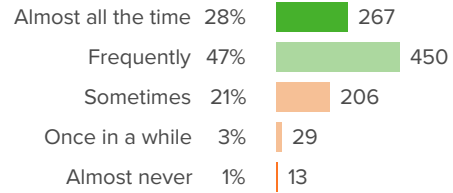
**Q.7: During the past 30 days...How often did you remain calm, even when someone was bothering you or saying bad things?**



▲ 4 from last survey

Favorable: **60%**

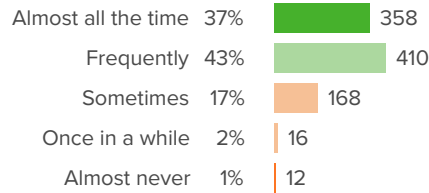
**Q.8: During the past 30 days...How often did you allow others to speak without interruption?**



▼ 4 from last survey

Favorable: **74%**

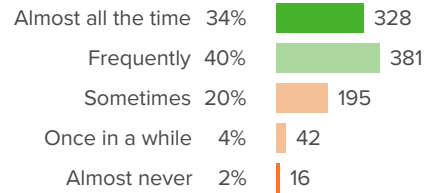
**Q.9: During the past 30 days...How often were you polite to other students?**



▼ 5 from last survey

Favorable: **80%**

**Q.10: During the past 30 days...How often did you keep your temper in check?**



▲ 1 from last survey

Favorable: **74%**



# Social Awareness

Your average

**64%**

976 responses

Change

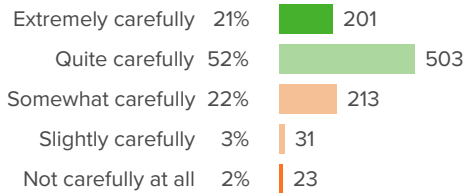
**0**

since last survey

District average: **72%** Hinsdale Township High School District 86 (IL)

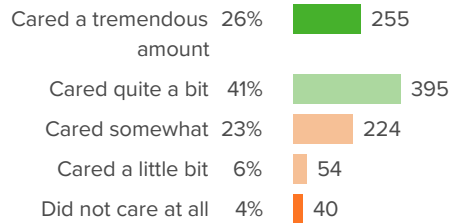
## How did people respond?

**Q.1: During the past 30 days...How carefully did you listen to other people's points of view?**



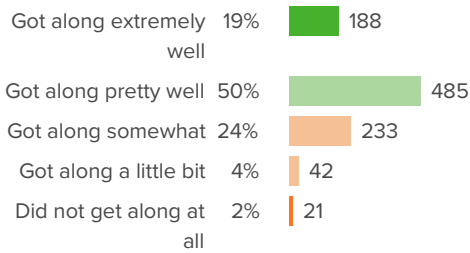
▲ 4 from last survey Favorable: **73%**

**Q.2: During the past 30 days...How much did you care about other people's feelings?**



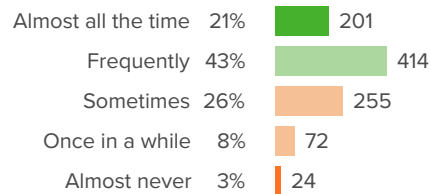
▼ 2 from last survey Favorable: **67%**

**Q.3: During the past 30 days...How well did you get along with students who are different from you?**



▼ 1 from last survey Favorable: **69%**

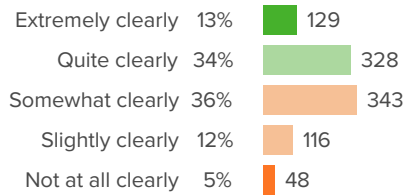
**Q.4: During the past 30 days...How often did you compliment others' accomplishments?**



▼ 2 from last survey Favorable: **64%**

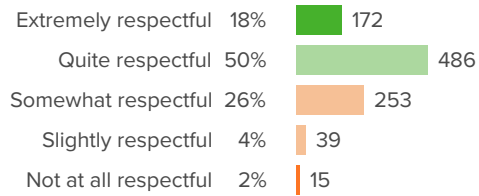


**Q.5: During the past 30 days...How clearly were you able to describe your feelings?**



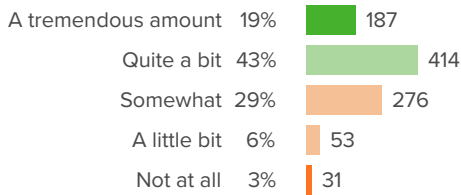
▲ 0 from last survey Favorable: **47%**

**Q.6: During the past 30 days...When others disagreed with you, how respectful were you of their views?**



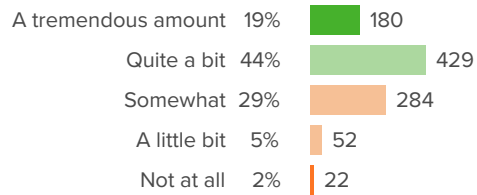
▲ 0 from last survey Favorable: **68%**

**Q.7: During the past 30 days...To what extent were you able to stand up for yourself without putting others down?**



▲ 0 from last survey Favorable: **63%**

**Q.8: During the past 30 days...To what extent were you able to disagree with others without starting an argument?**



▲ 0 from last survey Favorable: **63%**





# Supportive Relationships

Your average

**86%**

976 responses

Change

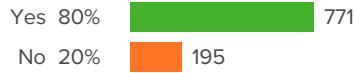
**0**

since last survey

District average: **88%** Hinsdale Township High School District 86 (IL)

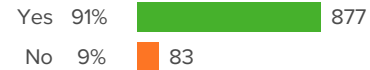
## How did people respond?

**Q.1: Do you have a teacher or other adult from school who you can count on to help you, no matter what?**



▲ **2** from last survey Favorable: **80%**

**Q.2: Do you have a family member or other adult outside of school who you can count on to help you, no matter what?**



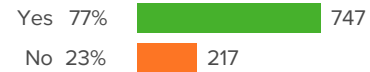
▼ **1** from last survey Favorable: **91%**

**Q.3: Do you have a friend from school who you can count on to help you, no matter what?**



▼ **1** from last survey Favorable: **88%**

**Q.4: Do you have a teacher or other adult from school who you can be completely yourself around?**



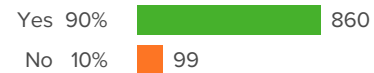
▲ **3** from last survey Favorable: **77%**

**Q.5: Do you have a family member or other adult outside of school who you can be completely yourself around?**



▼ **1** from last survey Favorable: **90%**

**Q.6: Do you have a friend from school who you can be completely yourself around?**



▼ **1** from last survey Favorable: **90%**

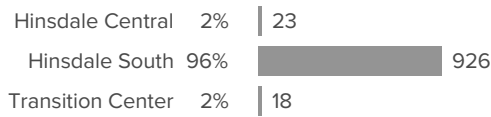


# Background Questions

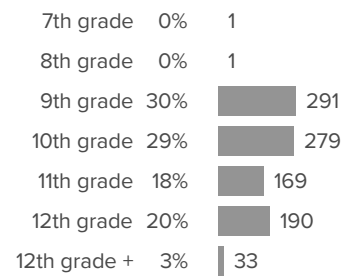
## How did people respond?

---

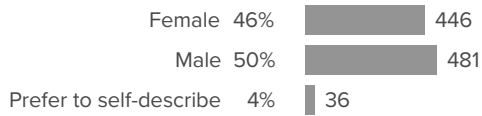
### Q.1: What school do you attend?



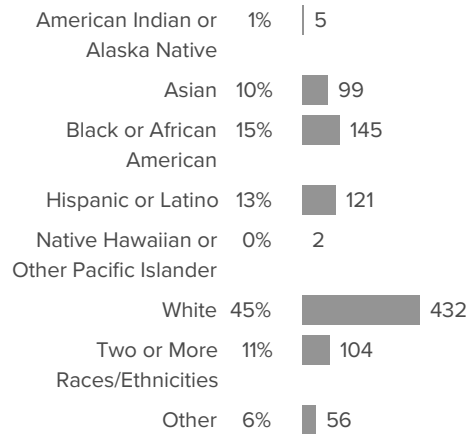
### Q.2: What grade are you in?



### Q.3: What is your gender?



### Q.4: What is your race or ethnicity?





**Q.5: Please indicate the primary language you speak at home. (Please indicate only one.)**

Chinese	1%	9
English	75%	■ 722
French	0%	4
German	0%	2
Italian	0%	3
Korean	0%	3
Russian	1%	5
Spanish	5%	■ 46
Tagalog	1%	5
Vietnamese	0%	2
Other/multiple languages	17%	■ 163