



# Hinsdale South High School

Grades 6-12  
Fall 2022



Report created by  
Panorama Education



# Summary

Topic Description	Results	Comparison
<p><b>Challenging Feelings</b></p> <p>How frequently students feel challenging emotions, with higher scores indicating less frequent challenging emotions.</p>	<p><b>48%</b></p> <p>▼ 5</p> <p>since last survey</p>	<p><b>51%</b> Hinsdale Township High School District 86 (IL)</p>
<p><b>Positive Feelings</b></p> <p>How frequently students feel positive emotions.</p>	<p><b>56%</b></p> <p>▼ 3</p> <p>since last survey</p>	<p><b>59%</b> Hinsdale Township High School District 86 (IL)</p>
<p><b>Self-Management</b></p> <p>How well students manage their emotions, thoughts, and behaviors in different situations.</p>	<p><b>73%</b></p> <p>▼ 2</p> <p>since last survey</p>	<p><b>77%</b> Hinsdale Township High School District 86 (IL)</p>
<p><b>Social Awareness</b></p> <p>How well students consider the perspectives of others and empathize with them.</p>	<p><b>64%</b></p> <p>▲ 3</p> <p>since last survey</p>	<p><b>70%</b> Hinsdale Township High School District 86 (IL)</p>
<p><b>Supportive Relationships</b></p> <p>How supported students feel through their relationships with friends, family, and adults at school.</p>	<p><b>86%</b></p> <p>▲ 3</p> <p>since last survey</p>	<p><b>86%</b> Hinsdale Township High School District 86 (IL)</p>

1,017 responses



# Challenging Feelings

Your average

**48%**

1,017 responses

Change

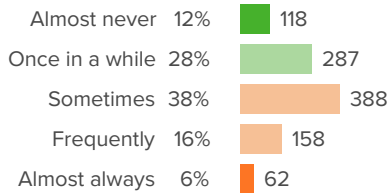
▼ **5**

since last survey

District average: **51%** Hinsdale Township High School District 86 (IL)

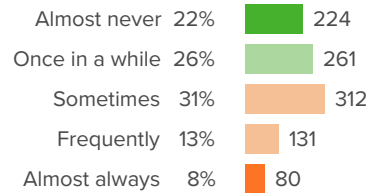
## How did people respond?

### Q.1: During the past week, how often did you feel angry?



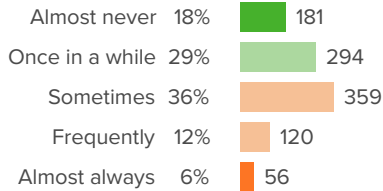
Favorable: **40%**

### Q.2: During the past week, how often did you feel lonely?



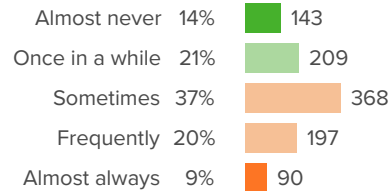
Favorable: **48%**

### Q.3: During the past week, how often did you feel sad?



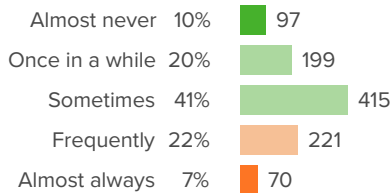
Favorable: **47%**

### Q.4: During the past week, how often did you feel worried?



Favorable: **35%**

### Q.5: During the past week, how often did you feel frustrated?



Favorable: **71%**



# Positive Feelings

Your average

**56%**

1,017 responses

Change

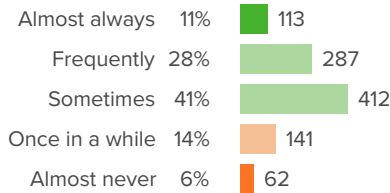
▼ **3**

since last survey

District average: **59%** Hinsdale Township High School District 86 (IL)

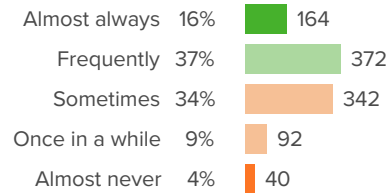
## How did people respond?

### Q.1: During the past week, how often did you feel excited?



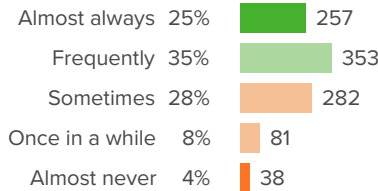
Favorable: **80%**

### Q.2: During the past week, how often did you feel happy?



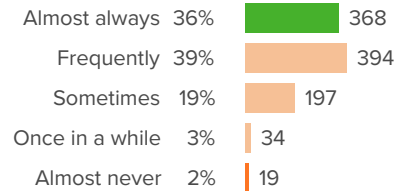
Favorable: **53%**

### Q.3: During the past week, how often did you feel loved?



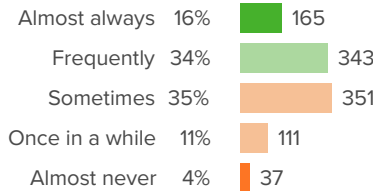
Favorable: **60%**

### Q.4: During the past week, how often did you feel safe?



Favorable: **36%**

### Q.5: During the past week, how often did you feel hopeful?



Favorable: **50%**



# Self-Management

Your average

**73%**

1,017 responses

Change

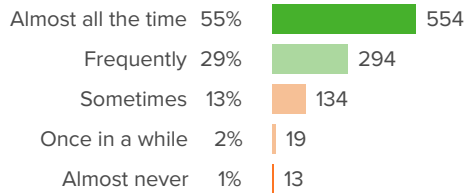
**▼ 2**

since last survey

District average: **77%** Hinsdale Township High School District 86 (IL)

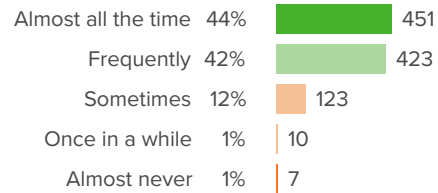
## How did people respond?

**Q.1: During the past 30 days...How often did you come to class prepared?**



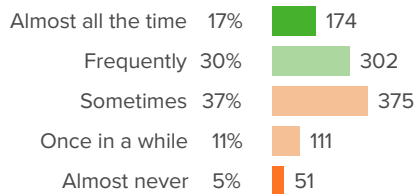
Favorable: **84%**

**Q.2: During the past 30 days...How often did you follow directions in class?**



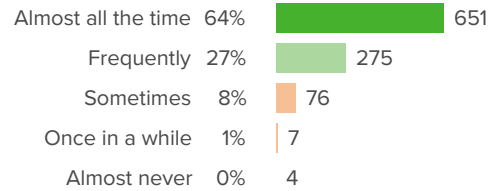
Favorable: **86%**

**Q.3: During the past 30 days...How often did you get your work done right away, instead of waiting until the last minute?**



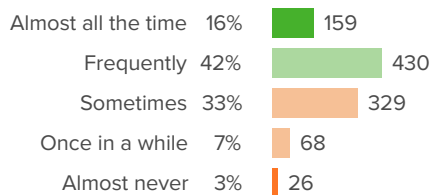
Favorable: **47%**

**Q.4: During the past 30 days...How often were you polite to adults?**



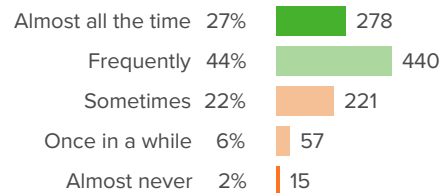
Favorable: **91%**

**Q.5: During the past 30 days...How often did you pay attention and resist distractions?**



Favorable: **58%**

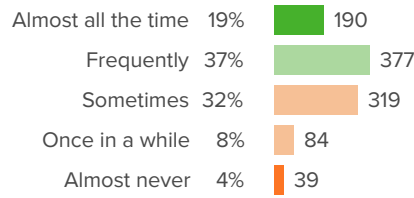
**Q.6: During the past 30 days...When you were working independently, how often did you stay focused?**



Favorable: **71%**

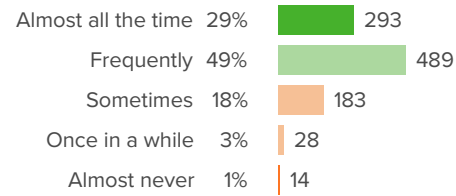


**Q.7: During the past 30 days...How often did you remain calm, even when someone was bothering you or saying bad things?**



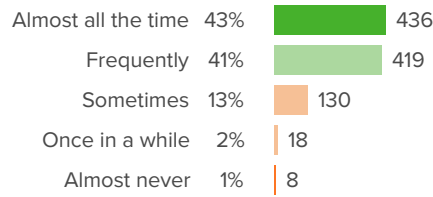
Favorable: **56%**

**Q.8: During the past 30 days...How often did you allow others to speak without interruption?**



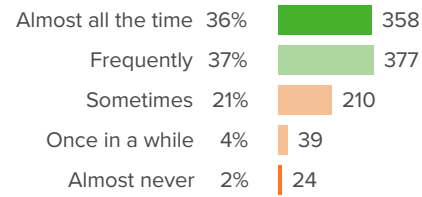
Favorable: **78%**

**Q.9: During the past 30 days...How often were you polite to other students?**



Favorable: **85%**

**Q.10: During the past 30 days...How often did you keep your temper in check?**



Favorable: **73%**



# Social Awareness

Your average

**64%**

1,017 responses

Change

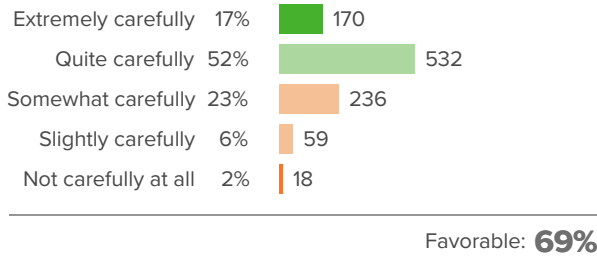
**▲ 3**

since last survey

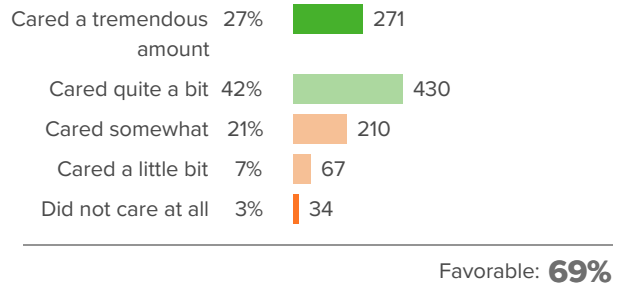
District average: **70%** Hinsdale Township High School District 86 (IL)

## How did people respond?

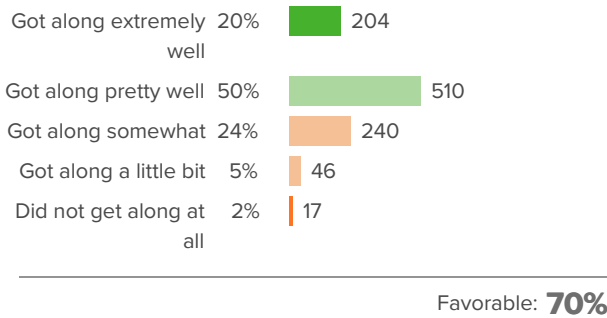
**Q.1: During the past 30 days...How carefully did you listen to other people's points of view?**



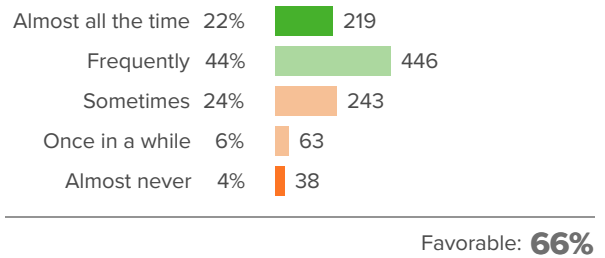
**Q.2: During the past 30 days...How much did you care about other people's feelings?**



**Q.3: During the past 30 days...How well did you get along with students who are different from you?**

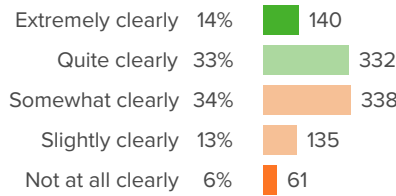


**Q.4: During the past 30 days...How often did you compliment others' accomplishments?**



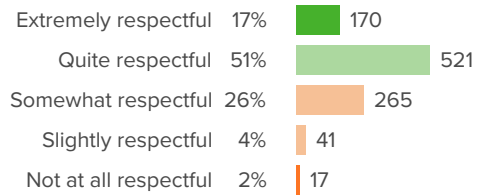


**Q.5: During the past 30 days...How clearly were you able to describe your feelings?**



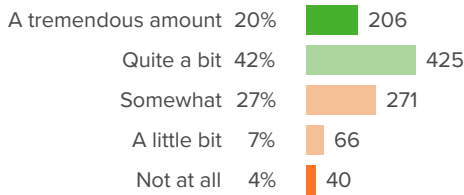
Favorable: **47%**

**Q.6: During the past 30 days...When others disagreed with you, how respectful were you of their views?**



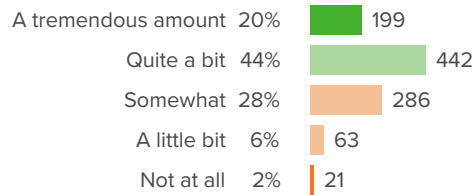
Favorable: **68%**

**Q.7: During the past 30 days...To what extent were you able to stand up for yourself without putting others down?**



Favorable: **63%**

**Q.8: During the past 30 days...To what extent were you able to disagree with others without starting an argument?**



Favorable: **63%**





# Supportive Relationships

Your average

**86%**

1,017 responses

Change

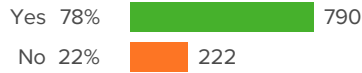
**▲ 3**

since last survey

District average: **86%** Hinsdale Township High School District 86 (IL)

## How did people respond?

**Q.1: Do you have a teacher or other adult from school who you can count on to help you, no matter what?**



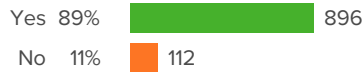
Favorable: **78%**

**Q.2: Do you have a family member or other adult outside of school who you can count on to help you, no matter what?**



Favorable: **92%**

**Q.3: Do you have a friend from school who you can count on to help you, no matter what?**



Favorable: **89%**

**Q.4: Do you have a teacher or other adult from school who you can be completely yourself around?**



Favorable: **74%**

**Q.5: Do you have a family member or other adult outside of school who you can be completely yourself around?**



Favorable: **91%**

**Q.6: Do you have a friend from school who you can be completely yourself around?**



Favorable: **91%**

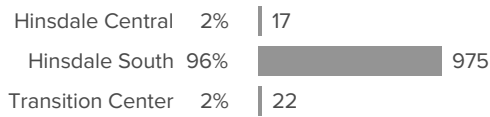


# Background Questions

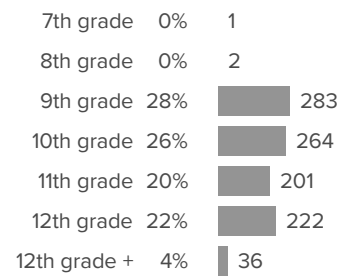
## How did people respond?

---

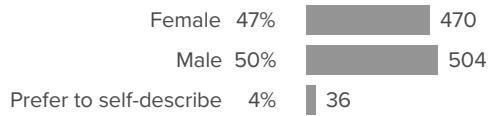
### Q.1: What school do you attend?



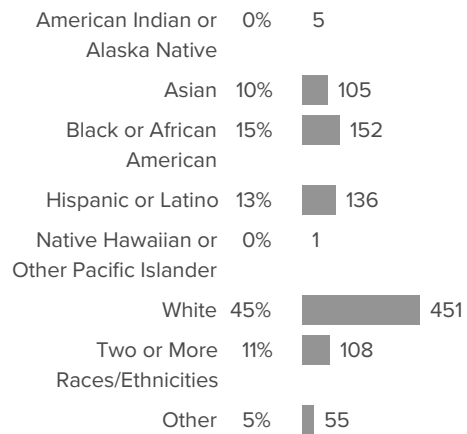
### Q.2: What grade are you in?



### Q.3: What is your gender?



### Q.4: What is your race or ethnicity?





**Q.5: Please indicate the primary language you speak at home. (Please indicate only one.)**

Chinese	1%	7
English	75%	■ 764
French	0%	2
German	0%	0
Italian	0%	1
Korean	0%	1
Russian	1%	6
Spanish	6%	■ 57
Tagalog	0%	4
Vietnamese	0%	1
Other/multiple languages	17%	■ 169