



Hinsdale Central High School

Grades 6-12
Spring - 2023



Report created by
Panorama Education



Summary

Topic Description	Results	Comparison
<p>School Belonging</p> <p>How much students feel that they are valued members of the school community.</p>	49%	47% Hinsdale Township High School District 86 (IL)
<p>School Climate</p> <p>Perceptions of the overall social and learning climate of the school.</p>	59%	57% Hinsdale Township High School District 86 (IL)
<p>School Engagement</p> <p>How attentive and invested students are in school.</p>	28%	28% Hinsdale Township High School District 86 (IL)
<p>School Mindset</p> <p>Perceptions of whether students have the potential to change those factors that are central to their performance in school.</p>	58%	57% Hinsdale Township High School District 86 (IL)
<p>School Teacher-Student Relationships</p> <p>How strong the social connection is between teachers and students within and beyond the school.</p>	54%	54% Hinsdale Township High School District 86 (IL)

1,865 responses



School Belonging

Your average

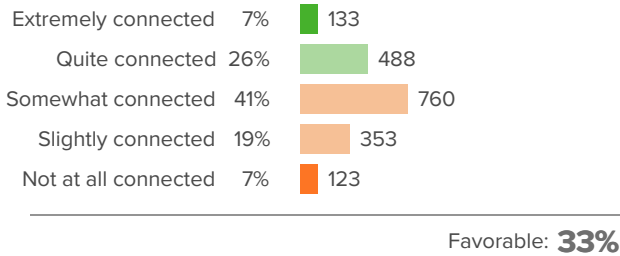
49%

1,865 responses

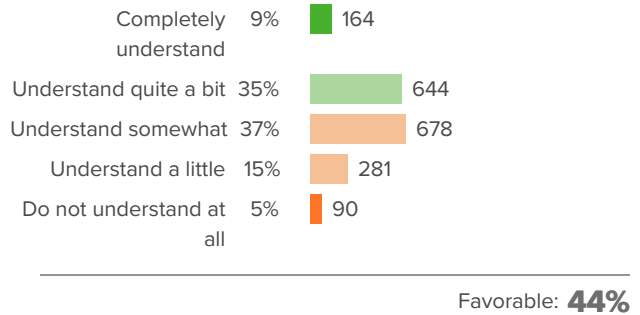
District average: **47%** Hinsdale Township High School District 86 (IL)

How did people respond?

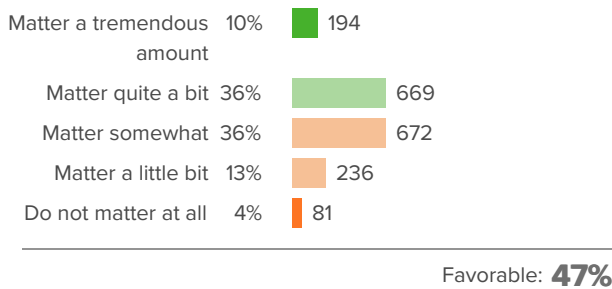
Q.1: How connected do you feel to the adults at your school?



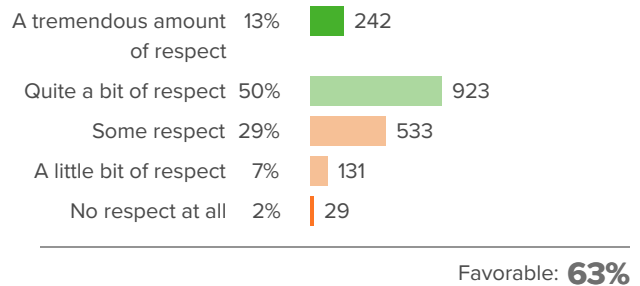
Q.2: How well do people at your school understand you as a person?



Q.3: How much do you matter to others at this school?

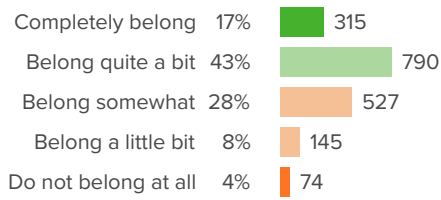


Q.4: How much respect do students in your school show you?





Q.5: Overall, how much do you feel like you belong at your school?



Favorable: **60%**



School Climate

Your average

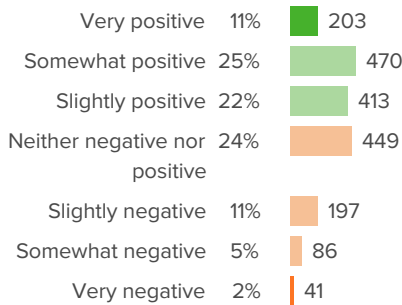
59%

1,865 responses

District average: **57%** Hinsdale Township High School District 86 (IL)

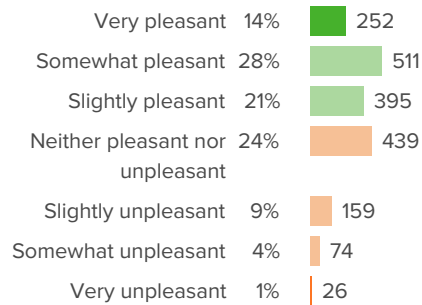
How did people respond?

Q.1: How positive or negative is the energy of the school?



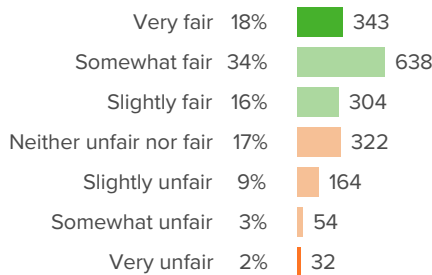
Favorable: **58%**

Q.2: How pleasant or unpleasant is the physical space at your school?



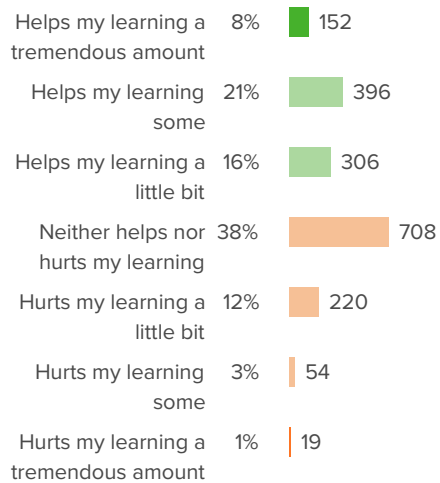
Favorable: **62%**

Q.3: How fair or unfair are the rules for the students at this school?



Favorable: **69%**

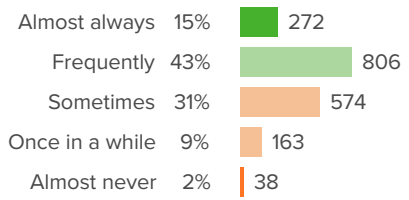
Q.4: At your school, how much does the behavior of other students hurt or help your learning?



Favorable: **46%**



Q.5: How often do your teachers seem excited to be teaching your classes?



Favorable: **58%**



School Engagement

Your average

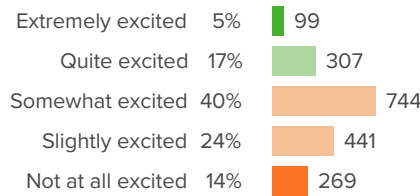
28%

1,865 responses

District average: **28%** Hinsdale Township High School District 86 (IL)

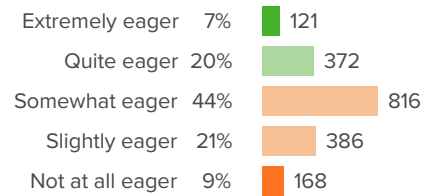
How did people respond?

Q.1: How excited are you about going to your classes?



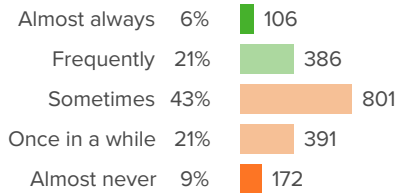
Favorable: **22%**

Q.2: In your classes, how eager are you to participate?



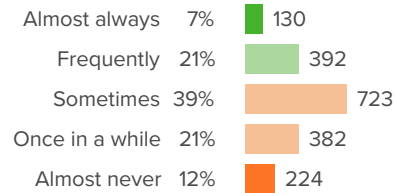
Favorable: **26%**

Q.3: How often do you get so focused on activities in your classes that you lose track of time?



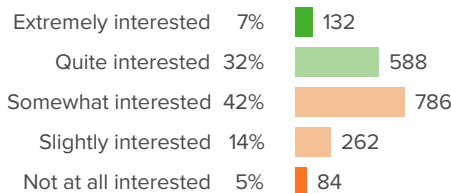
Favorable: **27%**

Q.4: When you are not in school, how often do you talk about ideas from your classes?



Favorable: **28%**

Q.5: Overall, how interested are you in your classes?



Favorable: **39%**



School Mindset

Your average

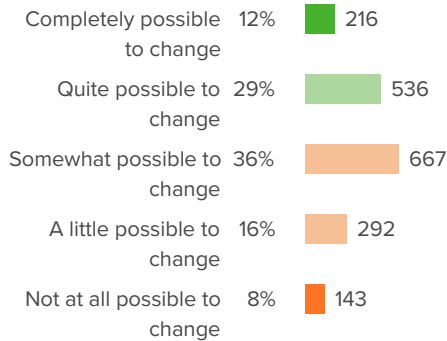
58%

1,865 responses

District average: **57%** Hinsdale Township High School District 86 (IL)

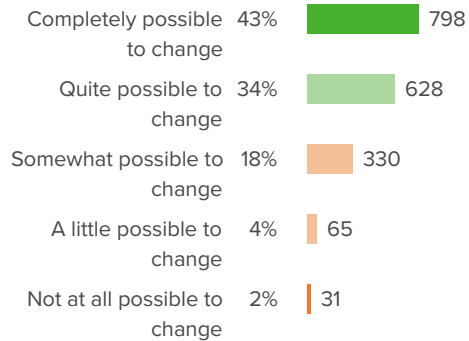
How did people respond?

Q.1: In school, how possible is it for you to change: Being talented



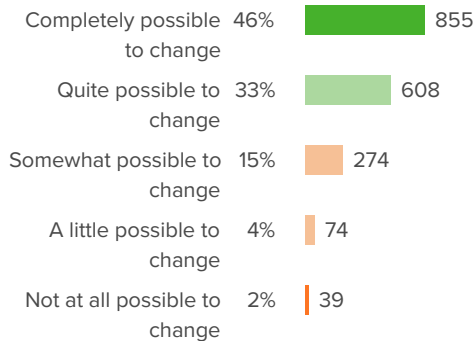
Favorable: **41%**

Q.2: In school, how possible is it for you to change: Putting forth a lot of effort



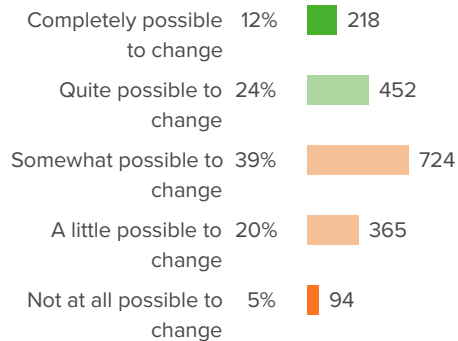
Favorable: **77%**

Q.3: In school, how possible is it for you to change: Behaving well in class



Favorable: **79%**

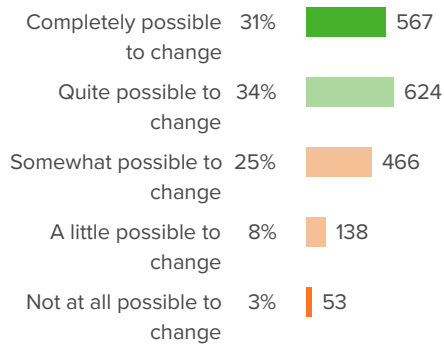
Q.4: In school, how possible is it for you to change: Liking the subjects you are studying



Favorable: **36%**

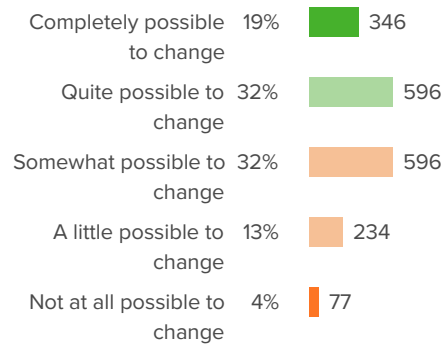


**Q.5: In school, how possible is it for you to change:
How easily you give up**



Favorable: **64%**

**Q.6: In school, how possible is it for you to change:
Your level of intelligence**



Favorable: **51%**



School Teacher-Student Relationships

Your average

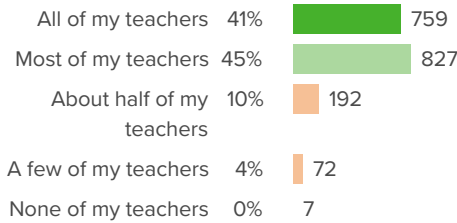
54%

1,865 responses

District average: **54%** Hinsdale Township High School District 86 (IL)

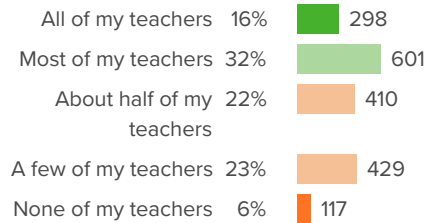
How did people respond?

Q.1: How many of your teachers are respectful toward you?



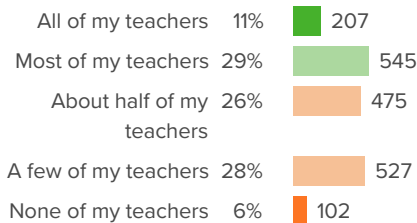
Favorable: **85%**

Q.2: If you walked into class upset, how many of your teachers would be concerned?



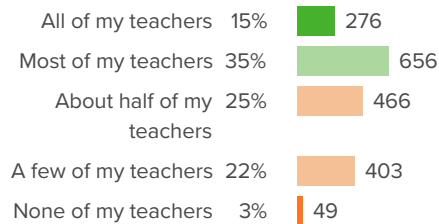
Favorable: **48%**

Q.3: If you came back to visit class three years from now, how many of your teachers would be excited to see you?



Favorable: **41%**

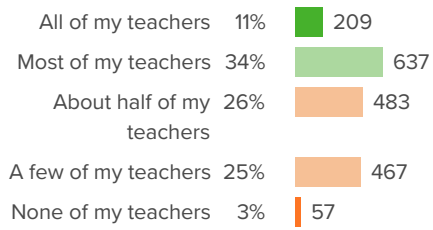
Q.4: When your teachers ask how you are doing, how many of them are really interested in your answer?



Favorable: **50%**



Q.5: How many of your teachers would you be excited to have again in the future?



Favorable: **46%**



Background Questions

How did people respond?

Q.1: What school do you attend?

Hinsdale Central	99%	1846
Hinsdale South	0%	5
Transition Center	0%	8

Q.2: What grade are you in?

7th grade	0%	0
8th grade	0%	1
9th grade	27%	505
10th grade	26%	487
11th grade	21%	396
12th grade	23%	435
12th grade +	2%	32

Q.3: What is your gender?

Male	48%	881
Female	50%	915
Prefer to self-describe	2%	42

Q.4: What is your race or ethnicity?

American Indian or Alaska Native	1%	12
Asian	22%	408
Black or African American	2%	44
Hispanic or Latino	6%	102
Native Hawaiian or Other Pacific Islander	0%	5
White	57%	1043
Two or More Races/Ethnicities	9%	160
Other	4%	67



Q.5: Please indicate the primary language spoken in your home. (Please indicate only one).

