

THINK Before You Speak



OBJECTIVE(S): Students will learn five questions to ask themselves before speaking and practice thinking before speaking.

MATERIALS: THINK PPT, foldable, exit tickets, individual white boards (optional)

CASEL DOMAINS: Self-Management, Relationship Skills

ASCA MINDSETS/BEHAVIORS: Demonstrate self-discipline and self-control; Use effective oral and written communication and listening skills

Outline:

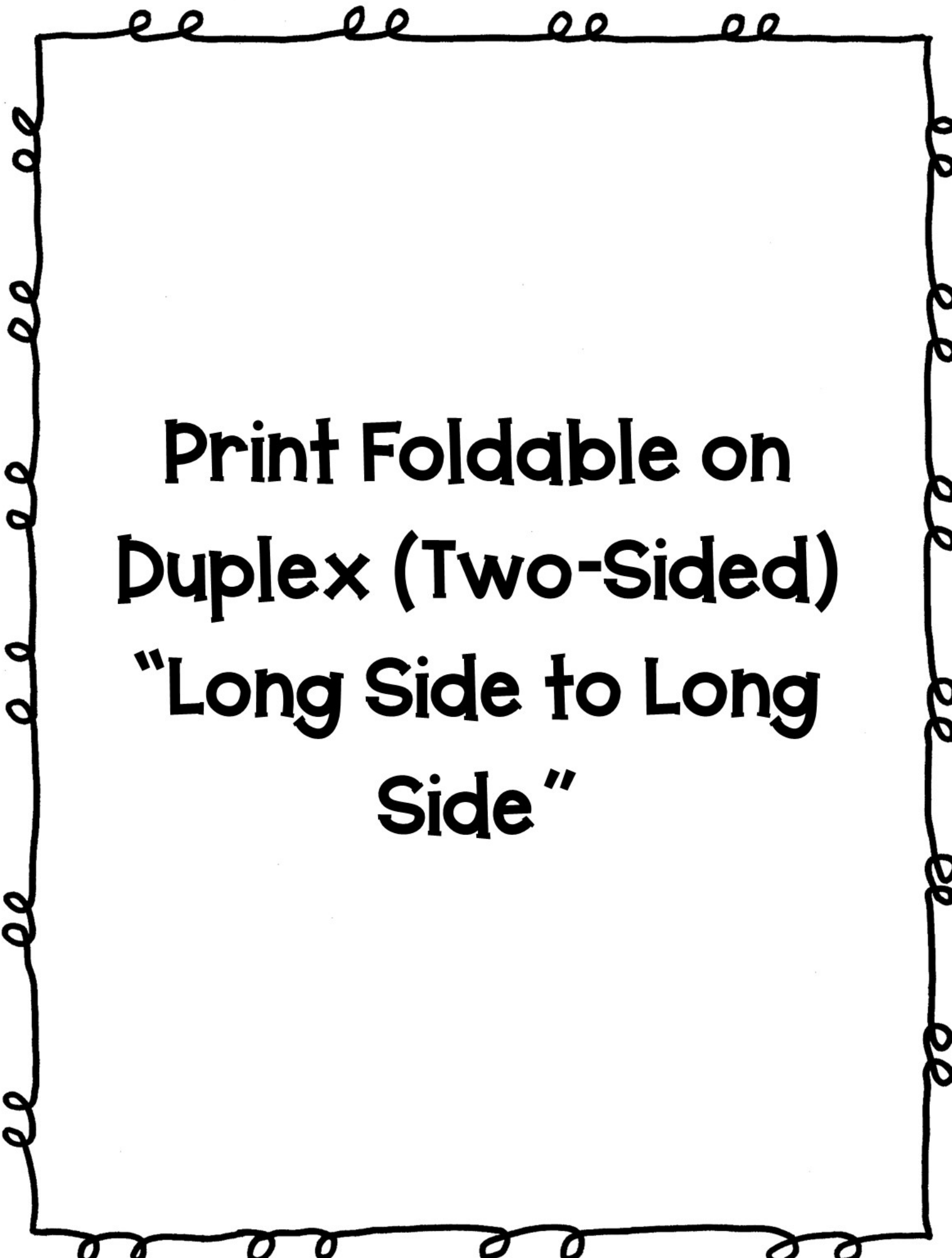
- Begin with students sitting in a circle Using the list below or the second PPT slide, prompt students to stand up if the following statements apply to them:
 - Someone has ever said something rude to you.
 - Someone has lied to you.
 - Someone has talked to you when you're trying to pay attention to something else.
 - Someone has said something that hurt your feelings on accident.
 - Someone said something that hurt your feelings on purpose.
 - If you have ever said something and then regretted it and wished you hadn't said it.
- Students return to their seats. Show and discuss PPT.
- Students complete foldable (fold in half, cut along dotted lines, respond to questions inside) during PPT or after.
- Students reflect on their area of growth on exit ticket.

Slide Options

- The PowerPoint files will not display correctly if uploaded to Google Slides. To use this resource in Google Slides for either a self-guided or live lesson, click the link below the slides in Google. Click "make a copy".

[THINK Before You Speak in Google Slides](#)


- If using an animated PowerPoint, select which version to use (same content, just different animations):
 - Option A: Shows both right and wrong responses for each example. Ask students which response follows the 'rule' (they answer with hand signal, call out, white board, etc.) Click on the speech bubble to show X or check.
 - Option B: Shows just wrong answer first. Click on it to show X for wrong. Can have students volunteer aloud, write on white board, or discuss as a group what better/correct response would be. Click on the blank speech bubble to show correct response example.
- Too many examples? Simply right click on a slide in the left pane and select "hide"
- For each 'rule' discuss what the rule means and what questions to ask yourself before speaking that apply to it.
- Ask "What other things can we say (or not say) to follow this rule?"



**Print Foldable on
Duplex (Two-Sided)
"Long Side to Long
Side"**



T.H.I.N.K.
Before You Speak



T

Is it TRUE?

H

Is it HELPFUL?

I

Is it INSPIRING?

N

Is it NECESSARY?

K

Is it KIND?

I will make sure my words are
TRUE when...

I will make sure my words are
HELPFUL when...

I will make sure my words are
INSPIRING when...

I will make sure my words are
NECESSARY when...

I will make sure my words are
KIND when...

What does it mean to make sure
your words are TRUE?

What does it mean to make sure
your words are HELPFUL?

What does it mean to make sure
your words are INSPIRING?

What does it mean to make sure
your words are NECESSARY?

What does it mean to make sure
your words are KIND?

Name: _____

Which T.H.I.N.K. rule is the hardest for you to use?

Give an example of when you need to THINK before you speak.

Name: _____

Which T.H.I.N.K. rule is the hardest for you to use?

Give an example of when you need to THINK before you speak.

Name: _____

Which T.H.I.N.K. rule is the hardest for you to use?

Give an example of when you need to THINK before you speak.

Name: _____

Which T.H.I.N.K. rule is the hardest for you to use?

Give an example of when you need to THINK before you speak.

Before You Speak

T

Is it TRUE?

H

Is it HELPFUL?

I

Is it INSPIRING?

N

Is it NECESSARY?

K

Is it KIND?

Before You Speak

T

Is it TRUE?

H

Is it HELPFUL?

I

Is it INSPIRING?

N

Is it NECESSARY?

K

Is it KIND?

Thank you!

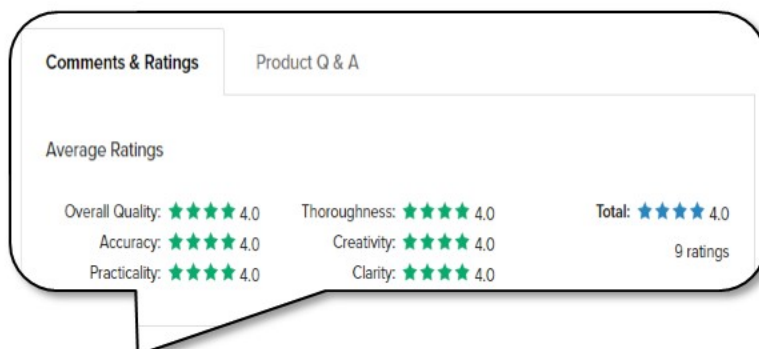


Thank you for your purchase! I hope you/your school enjoy it as much as my kiddos do. Please consider following me on social media to find out about new products as soon as they are released (and see more school counseling ideas!)



Terms of Use: You are free to use these materials for your personal use and/or to share with faculty at your school. Please do not share outside of your school. Feel free to email me with any questions or to request something custom.

Don't forget to leave [feedback](#)! Doing so earns you credits to put towards future TpT purchases.



Credits

This product contains fonts and/or graphics
from:

