



Stay Connected

Your Guide to
Communications at Krum ISD



IMPORTANT

This guide is intended to be a resource for Krum ISD parents and guardians about the district's communication procedures and policies. It includes important information regarding the platforms that teachers and the district use to send out communications to parents/guardians.

This guide is not intended to replace proactive communication with your child's teacher or the district regarding any learning or safety concerns.

If you have any questions, please contact your child's teacher, the campus principal, or Krum ISD Communications at communications@krumisd.net

Table of Contents

Campus Contact Information	3
Krum Early Education Center	3
Hattie Dyer Elementary	3
Blanche Dodd Elementary	3
Krum Middle School	4
Krum High School	4
Krum ISD Email	4
ParentSquare: Classroom and District Level Communication Platforms	5
Registering Your ParentSquare Account	5
Download the ParentSquare App	6
Setting Your ParentSquare Account Preferences	6
Changing Between Students/Schools	7
Join a Public Group	8
ParentSquare Frequently Asked Questions	9
Krum ISD Mobile App	10
Getting Started	11
Switching Schools in the App	11
Event and News Notifications	11
Social Media	12
District and Campus Accounts	13
Athletics and Organizations	14

Campus Contact Information

Krum Early Education Center

Office Phone: 940-482-2605

Principal	Lyndi Stupka	Lyndi.stupka@krumisd.net
Asst. Principal	Katie McDonald	Katie.mcdonald@krumisd.net
PEIMS/Registrar	Kim Smith	Kimberly.smith@krumisd.net
Secretary	Jaclyn Basham	Jaclyn.basham@krumisd.net
Receptionist	Rosie Zepeda	maria.zepeda@krumisd.net
Counselor	Sabrina Hendrickson	Sabrina.hendrickson@krumisd.net
Nurse	Erin Quy	Erin.quy@krumisd.net

Hattie Dyer Elementary

Office Phone: 940-482-2604

Principal	Lindsey Boone	lindsey.boone@krumisd.net
Asst. Principal	Macy Faught	Macy.faught@krumisd.net
PEIMS/Registrar	Lys Robles	Lys.robles@krumisd.net
Secretary	Wanda Cloud	Wanda.cloud@krumisd.net
Counselor	Kim Carns	Kimberly.anderson-carns@krumisd.net
Nurse	Dana Craddock	Dana.craddock@krumisd.net

Blanche Dodd Elementary

Office Phone: 940-482-2603

Principal	Patricia Bolz	Patricia.bolz@krumisd.net
Asst. Principal	Lisa Mayfield	Lisa.mayfield@krumisd.net
PEIMS/Registrar	Kathy Leonard	Kathy.leonard@krumisd.net
Secretary	Julie Harrison	Julie.harrison@krumisd.net
Counselor	Amy Roesler	Amy.roesler@krumisd.net
Nurse	Sally Bridges	Sally.bridges@krumisd.net

Krum Middle School

Office Phone: 940-482-2602

Principal	Robert Butler	Robert.butler@krumisd.net
Asst. Principal	Melanie Vasquez	Melanie.vasquez@krumisd.net
PEIMS/Registrar	Brandy Hudson	brandy.hudson@krumisd.net
Secretary	Morgan Moore	Morgan.moore@krumisd.net
Counselor	Michelle Vanzant	Michelle.vanzant@krumisd.net
Student Services Coordinator	Lindsey Gale	Lindesey.gale@krumisd.net
Nurse	Kacie Warnasch	Kacie.warnasch@krumisd.net

Krum High School

Office Phone: 940-482-2601

Principal	Robert White	Robert.white@krumisd.net
Asst. Principal, A-K	Reina Johnson	Reina.johnson@krumisd.net
Asst. Principal, L-Z	Steven Quy	Steven.quy@krumisd.net
PEIMS/Registrar	Katie Bailey	Katie.bailey@krumisd.net
Attendance Clerk	Cala Willis	Cala.willis@krumisd.net
Principal's Secretary	JoAnn Murdock	Joann.murdock@krumisd.net
Counselor	Angela Borchardt	Angela.borchardt@krumisd.net
Counselor	Nadalee Daves	Nadalee.daves@krumisd.net
Testing Coordinator	Lorie Sprague	lorie.sprague@krumisd.net
Nurse	Dixie Knight	Dixie.knight@krumisd.net

Krum ISD Email

All district staff have a dedicated Krum ISD email address.

District emails will consist of the staff member's firstname.lastname@krumisd.net

District email is a great way to get in touch with your child's teacher or other staff members at the campus and district level.

ParentSquare: Classroom and District Level Communication Platforms

Classroom teachers, your child's campus, and the district will primarily use the ParentSquare Communications Platform to send important updates and information to Krum ISD parents/guardians.

ParentSquare uses email address the campus has on file for you. It is **VERY** important to put down an active email for yourself when registering your student. If you need to change or update your email, you can do so at any time by contacting your child's campus.

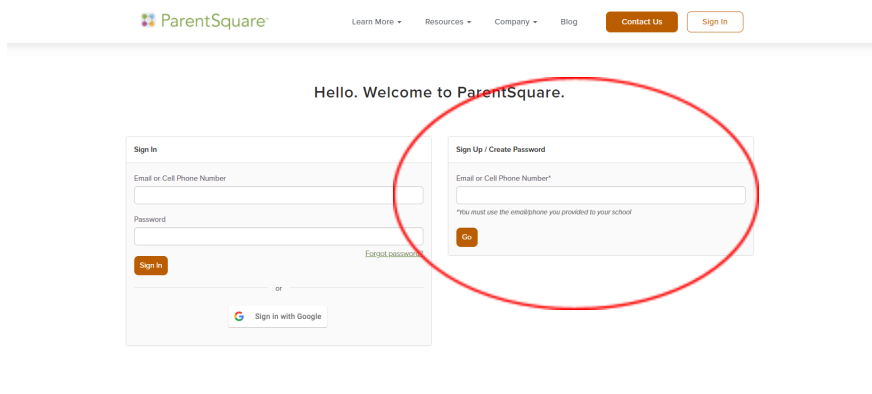
Visual, step-by-step resources outlining all procedures below is available at www.krumisd.net/parentsquare/

Registering Your ParentSquare Account

The ParentSquare platform also offers additional features and settings for parents/guardians that register their account, including customizing notification preferences and displaying all notices in a stream like feed. The platform automatically creates an account for each parent/guardian when you register your child for school.

To register your account:

1. Visit parentsquare.com/signin on your desktop or laptop computer.
2. Choose *Sign Up/Create Password* and enter the email address the school has on file for you



The screenshot shows the ParentSquare website's login page. At the top, there is a navigation bar with the ParentSquare logo and links for 'Learn More', 'Resources', 'Company', 'Blog', 'Contact Us', and 'Sign In'. Below the navigation bar, a greeting reads 'Hello. Welcome to ParentSquare.' The main content area features two login options: 'Sign In' and 'Sign Up / Create Password'. The 'Sign Up / Create Password' form is highlighted with a red circle. It includes a text input field for 'Email or Cell Phone Number*' and a 'Go' button. A note below the input field states: '*You must use the email/phone you provided to your school'. The 'Sign In' form is partially visible on the left, showing fields for 'Email or Cell Phone Number' and 'Password', along with a 'Sign In' button and a 'Forgot password?' link. At the bottom of the login area, there is a 'Sign in with Google' button.

3. Click *Go*
4. From here, it will prompt you to confirm your identity and select your password.

Regardless if you register your account or not, you will receive communications through ParentSquare as an email to the email address the campus has on file for you.

Download the ParentSquare App



ParentSquare offers a mobile app for its users. This app is available through the Apple App Store and Google Play Store.

The mobile app, much like the desktop log in, will show all messages in a stream like feed, with the most recent notices listed first.

Downloading the mobile app also gives users the ability to receive app push notifications when new messages are sent.

Setting Your ParentSquare Account Preferences

Now that you have registered your account, you can customize your notification preferences. ParentSquare will alert you via push notifications through the mobile app, by email, or by text message depending on your preference.

ParentSquare also offers the option to receive notifications instantly, when they are sent, or in a cumulative digest at the end of the day. Don't worry! Any emergency or time sensitive notices will be sent with an override on the digest option.

If you do not customize your notification preferences, you will receive all communications via email when they are sent.

To set your notification preferences from desktop:

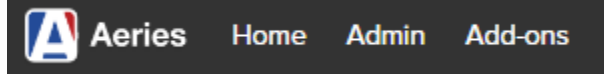
1. Visit parentsquare.com/signin and sign in to your account.
2. Click the arrow next to your name in the upper right hand corner.
3. Choose *My Account*.
4. From the menu on the left hand side, select *Notification Settings*.
5. Customize the notifications you would like to receive.

To set your notifications preferences from the app:

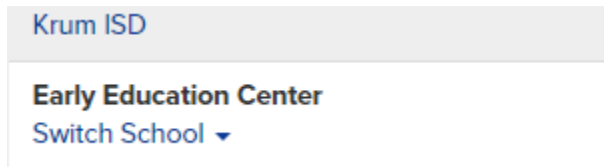
1. Open the app and sign in to your account.
2. Tap the three line "hamburger" icon menu in the top left corner.
3. Choose *My Preferences*.
4. Customize the notifications you would like to receive.

Changing Between Students/Schools

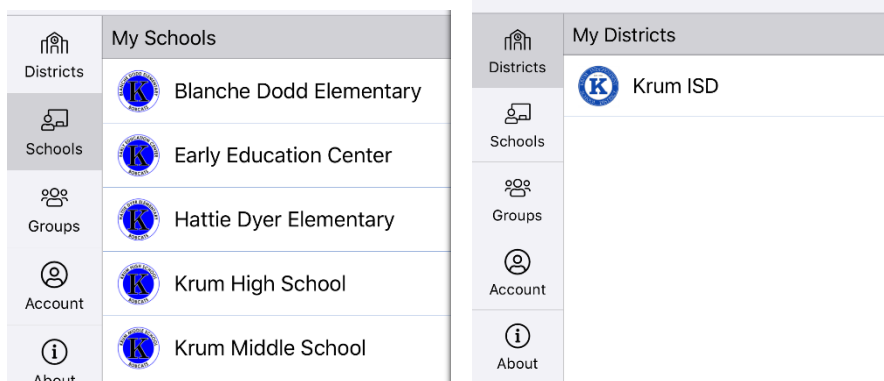
- From a web browser:
 - Click *Home* in the upper right hand corner.



- Click the arrow next to *Switch School* to select a different campus.



- From the app:
 - Tap the three line “hamburger” menu in the upper left corner
 - Choose either *Schools* or *District* and tap the feed you are wanting to view.



- **Please note: You will only be able to view and select schools that you have children attending.**

Join a Public Group

Teachers and coaches will be using ParentSquare groups to communicate with their teams and organizations. Staff can add you to the group manually, or may ask you to search for and join the group.

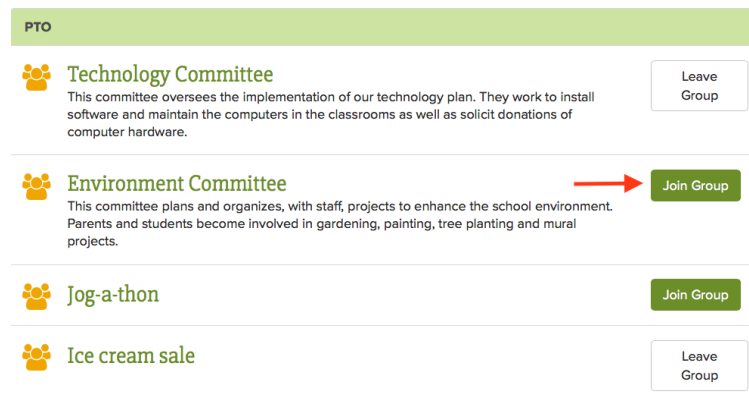
To find a group:

5. From Home, click *Groups* in the left sidebar in the Participate section.
6. Look for Public groups with the people icon



7. Click *Join Group* next the group that interests you.

a. Users can also click *Leave Group*.



ParentSquare Frequently Asked Questions

- How do I register for ParentSquare?
 - All parents/guardians are automatically registered for Parent Square. Simply download the app and enter your email address to get started. Please note that this email **must** match the email we have on file for you with your student's information.
- Why am I not receiving messages from ParentSquare?
 - This can be happening for a variety of reasons, including:
 - Your email may be blocking them as SPAM.
 - Your email may have been entered into the system wrong.
 - You may have accidentally unsubscribed.
 - Contact Krum ISD Public Information Officer Taylor Poston at 940-435-7119 or taylor.poston@krumisd.net to check on and resolve any of these issues.
- Why don't I receive information when it is sent out?
 - ParentSquare lets guardians choose between receiving notification instantly or once a day in a daily digest. Any notification concerning safety information is always sent instantly. The default setting is a daily digest summary. You can change this setting yourself in your [notification preferences](#) from within the platform.
- If I unsubscribe from the Weekly Update, did that unsubscribe me from ParentSquare communications?
 - No, but the Krum ISD Weekly Update is a useful resource for staying informed about what is happening in Krum ISD.
- Do I check my child's grades in ParentSquare?
 - No. Grades may be viewed in ParentPortal- not ParentSquare.
- Is ParentSquare the same thing as Parent Portal?
 - No, ParentSquare and Parent Portal are two separate platforms and not connected in any way. For help with Parent Portal, please contact your campus PEIMS Coordinator.
 - EEC- Kim Smith 940-435-7703 or Kimberly.smith@krumisd.net
 - Dyer- Lys Robles, 940-435-7554 or lys.robles@krumisd.net
 - Dodd- Kathy Leonard, 940-435-7154 or kathy.leonard@krumisd.net
 - KMS- Brandy Hudson, 940-435-7608 or brandy.hudson@krumisd.net
 - KHS- Katie Bailey, 940-435-7296 or katie.bailey@krumisd.net
- What contact information is receiving these messages?
 - The emails and phone numbers listed as parents/guardians on your student's registration paperwork receives these messages.
- How do I update the contact information receiving these messages?
 - Contact the PEIMS Coordinator on your student's campus.
 - EEC- Kim Smith 940-435-7703 or Kimberly.smith@krumisd.net
 - Dyer- Lys Robles, 940-435-7554 or lys.robles@krumisd.net

- Dodd- Kathy Leonard, 940-435-7154 or kathy.leonard@krumisd.net
 - KMS- Brandy Hudson, 940-435-7608 or brandy.hudson@krumisd.net
 - KHS- Katie Bailey, 940-435-7296 or katie.bailey@krumisd.net
- Why do we not send messages via phone call?
 - We don't send phone messages often for several reasons.
 - They take a long time to be delivered to all our parents and guardians, which results in parents receiving information at different times.
 - Some individuals have hearing disabilities that make phone messages ineffective for communicating important information.
 - Typed messages are automatically translated via ParentSquare based on parents' preferred language in our student data software, ensuring that all parents and guardians have access to the same information.
- Why am I not getting text message alerts?
 - If you are not receiving text notifications, please check your notification preferences in your ParentSquare account, and verify that your phone number on file with your child's school is correct.
- How can I ensure I receive an important message in a timely manner?
 - You can download the free ParentSquare app and enable push notifications. A push notification is a notification on your mobile device that will come from the app whenever a message is sent. You can view all messages at any time in the app.
 - For instructions on downloading the app and setting your notification preferences, [click here](#).
- Who should I contact with questions?
 - Contact Krum ISD Public Information Officer Taylor Poston at 940-435-7119 or taylor.poston@krumuisd.net

Social Media

The district uses social media as an outlet to communicate with parents, students, and members of the community as well as other entities interested in our school district. We will update social media pages regularly to share information about student and staff achievements as well as other important district information.

Social media pages are maintained by Krum ISD campus and central administration staff and are moderated during regular business/school hours. The district's social media commenting guidelines will be used as a basis for monitoring comments.

Commenting on District Social Media Sites:

The district's social media sites are available for all visitors to add their comments to district posts. Please keep these comments relevant to the entry in question. All posting of comments

are at the discretion of the editors. The intent of these guidelines is not to keep any negative or critical information from being posted, but to protect the privacy and rights of district staff and students. **The district reserves the right to remove inappropriate comments that do not adhere to the commenting guidelines below.** The District will not, however, remove otherwise permissible comments based on viewpoint. All content related to District business on these social media sites are public record, subject to retention and disclosure. The District reserves the right to update these guidelines at any time.

Commenting Guidelines:

We welcome your comments and look forward to what you have to say. We ask that your comments comply with the following guidelines:

- Comments are not allowed that contain profanity, threatening or harsh words, vulgar language, or inappropriate language or content. Please use words that would be acceptable in a K-12 education setting.
- Comments are not allowed if they include specific allegations, a personal attack or accusations about a student, parent, employee, or community member.
- Comments are not allowed if they include private information about a student, parent, employee, or community member including directory information, disciplinary issues, personal issues, etc.
- Comments are not allowed if they include offensive language that targets ethnic, religious, racial, social, gender, or other specific groups.
- Comments are not allowed if they include spam, advertisements promoting specific services or products, or links to other sites (including special offers or discounts for district employees). Should you wish to advertise or partner with the district, please contact the Krum ISD Communications Office via email at communications@krumisd.net
- Comments cannot contain political messages.
- Participants are responsible for what they post. Comments may not break any law, confidentiality, or copyright or encourage others to do so.
- Comments cannot represent a person other than the one posting the comment.
- To protect your privacy and the privacy of others, please do not include personally identifiable information such as phone numbers or email addresses in comments.
- Reporters and other persons seeking responses to questions or requests are asked to send questions to the Krum ISD Communications Office through normal channels and to refrain from submitting questions as comments.
- Anyone posting comments contrary to these guidelines may be prohibited from further participation.

We welcome your feedback. If you have a comment or wish to report an inappropriate comment, please email us at communications@krumisd.net

The following is the list of official district accounts and links to those pages.

District and Campus Accounts

Facebook:

Krum ISD- @KrumISD

Krum Early Education Center- @KrumEarlyEducationCenter

Hattie Dyer Elementary- @DyerElementary

Blanche Dodd Elementary- @DoddElementarySchool

Krum Middle School-@KrumMSBobcats

Krum High School-@KrumHighSchool

Comunidad de Krum ISD-@ComunidadDeKrumISD

Twitter:

Krum ISD-@KrumBobcats

Krum Early Education Center-@KrumEEC

Hattie Dyer Elementary-@DyerElem

Blanche Dodd Elementary-@DoddElementary

Krum Middle School-@KMS_Bobcats

Krum High School-@KrumHighSchool

Instagram:

Krum ISD- @krumisd

Krum Early Education Center- @krum_eec

Krum High School- @khs_bobcats

Athletics and Organizations

Facebook:

Krum High School Volleyball-@krumhighschoolvolleyball

Krum Bobcats Football-@krumfootball
Krum High School Cheer-@krumhighschoolcheer
Krum Cool Cats Piano Club-@krumcoolcatspianoclub
KHS Track & Cross Country-@KrumHighSchoolTrackCrossCountry
Krum FFA-@krumffa
Krum High School Softball-@krumhighschoolsoftball
Krum LadyCats Basketball-@KrumLadyCatsBasketball
Krum Bobcats Baseball-@KrumBobcatsBaseball
Krum Bobcats Special Olympics-@KrumBobcatsSpecialOlympics

Twitter:

Band-@therealkrumband
Baseball-@Krum_Baseball
Bobcats Basketball-@BoysKrum
KHS Cheer-@krumhighcheer
Krum FCCLA-@Krum_FCCLA
FFA -@krum_ffa
KHS Football-@krum_football
LadyCats Basketball-@Krum_LadyCats
Krum ISD Libraries-@KrumLibraries
KHS Golf-@krum_golf
KHS Softball-@krum_softball
Krum Special Olympics-@KrumOlympics
LadyCats Volleyball-@cats_krum
KHS Yearbook-@khsyearbook2022
KHS NHS-@Krum_NHS

Instagram:

Krum Choirs-@krumchoirs

Krum Cool Cats Piano Club-@krumcoolcatspianoclub

FCCLA-@krum_fccla

FFA-@krumffachapter

Theatre-@krumthespians

KHS Yearbook-@khs.yearbook2022

KHS NHS-@khsnhs21_22