

Parent Guide to Create a Myschoolbucks account and Register in MSBactivities

1-Go to myschoolbucks.com and Register Now

The screenshot shows the Myschoolbucks homepage. At the top right, there is a language selector set to "English". Below the logo, there are fields for "Email Address" and "Password" with a "Forgot your password?" link. A "Log In" button is present. At the bottom, a link says "Don't have an account? Register Now", which is highlighted with a yellow box.

2-Create your account

The screenshot shows the "Create Account" page. It has a blue background with the text "Create Account" and "Enter your email address and press Get Started to sign up today." There is an "Email Address" input field and a "GET STARTED" button. At the bottom, it says "By selecting Get Started, I accept the Privacy Notice."

3-Log into myschoolbucks.com with your account information

The screenshot shows the login page. It has a white background with the Myschoolbucks logo and a language selector set to "English". There are fields for "Email Address" and "Password" with a "Forgot your password?" link. A "Log In" button is at the bottom. Below the button, it says "Don't have an account? Register Now".

4-Select Myschoolbucks

Select an application:

- MSB Tickets
- MSB Tickets - Cert
- MSB Tickets - Sales
- MySchoolBucks

5-Get Started (add student)

Welcome to MySchoolBucks Ready to Get Started?

Add your student(s) to MySchoolBucks to pay for school meals and much more.

Get Started

Add District

Search for your district by state or province

Florida
Volusia County Schools

Cancel **Add District**

6-Secure Your Account

Make Your MySchoolBucks Account More Secure

We've recently added features to improve your MySchoolBucks experience and make it even more secure. Please take a minute to complete your User Profile.

Security Question #1

? In what city did you attend high school?

? Answer #1

A security answer is required

Security Question #2

? What are the last 4 digits of your social security number?

? Answer #2

Update Profile

7-Add Your Student

The screenshot shows a large blue button with a question mark icon and the text "+ Add Student". Below the button, it says "No students on file. Select 'Add Student' to add a new student to your account."

Add Student

To add a student to your account please enter their name and identifying information.
Volusia County Schools

Select District:
Note: If your child attends school in a different school district please use the district selector at the top of the page to switch.

First Name
Last Name

One of the following is required to validate your student:

Birthdate (mm/dd/yyyy)
DOB

Student #
Do I have your child's student ID?

Cancel **Add Student**

8-Add another student or Finish

The student you selected has been successfully added to your household.

Add Another Student

Finish

Parent Guide to Create a Myschoolbucks account and Register in MSBactivities

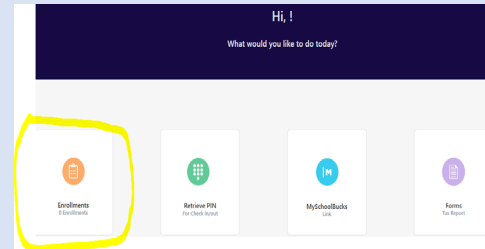
9-Scroll down and Select Register for EDEP



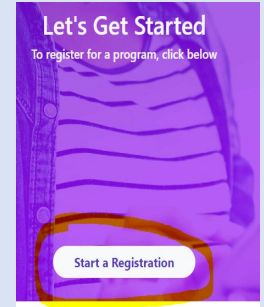
10-Log into Msbactivities (with myschoolbucks username and password)



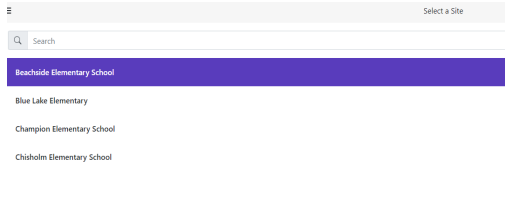
11-Select Enrollments (returning parents start here)



12-Start Registration



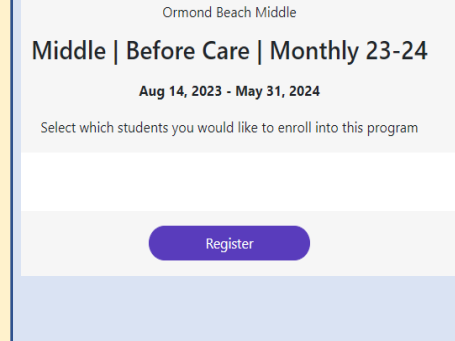
13-Select Site



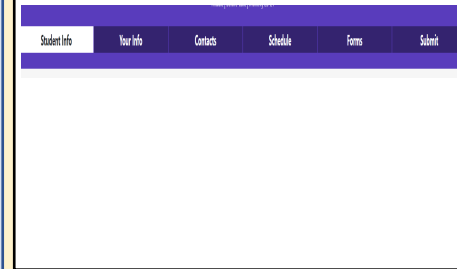
14-Select 23-24 Enrollment (payment) plan-Elementary will look different



15-Select Register



16-Complete Student Info, Your Info, Contacts



Parent Guide to Create a Myschoolbucks account and Register in MSBactivities

17-Complete Schedule

re | Monthly 23-24

Schedule

18-Upload ID, Download Parent Guide, Upload Consent for General Care, Download Dependent Care ID (all boxes should be green)

5. FORMS
Download, print, fill out, and upload using your camera phone or scanner

Photo ID - Primary Contact
[Redacted]

23-24 MSB Fee Schedule
Registration

EMD Dependent Care 23-24
Registration

Consent for General Care 23-24
[Redacted]

Dependent Care Provider's Identification and Certification
Registration

Download PDF

19-Sign and Submit

By signing your name below, you affirm that the above information is accurate and truthful and you agree to all of the terms of service

Clear Signature

I would like to receive email updates about the status of my registration. [Privacy Policy](#)

Email Address

←

Submit

20-Email Confirmation for Pending Account

9:37 [Redacted] 5G

219

noreply@admin.msbaactivit... 9:33 AM
To: gregschwartz96@yahoo.com >

Registration Pending

MSB Activities

Hello Greg,

Your Registration is Pending. If opted into notifications, you will be notified of a change of status of your registration.

Site Name | Enrollment Plan
Ormond Beach Middle | Middle | Before Care | Monthly 23-24

Click [HERE](#) to manage your registrations.

Thank you,
MSB Activities

Visit [MSBActivities.com](#)

21-E-mail confirmation once account is approved

9:37 [Redacted] 5G

219

noreply@admin.msbaactivit... 9:37 AM
To: gregschwartz96@yahoo.com >

Registration Approved

MSB Activities

Hello Greg,

Your Registration has been accepted! Login to [MSBActivities.com](#) for more information.

Site Name | Enrollment Plan
Ormond Beach Middle | Middle | Before Care | Monthly 23-24

Click [HERE](#) to manage your registrations.

Thank you,
MSB Activities

Visit [MSBActivities.com](#)