

Welcome to Kindergarten!

Help your child get ready for kindergarten by choosing 3 books below and complete tic tac toe on the following page!

!

Family Stories

- Mama Do You Love Me? by Barbara M. Joesse
- Just Me Books by Mercer Mayer

@

Color Books

- Is It Red? Is It Yellow? Is It Blue? by Tana Hoban
- Planting a Rainbow by Lois Ehlert
- My Many Colored Days by Dr. Seuss
- Brown Bear, Brown Bear, What Do You See? by Bill Martin Jr.
- A Color of His Own by Leo Lionni

#

Science Books

- Cars and How They Go by Joanna Cole
- Magic School Bus On the Ocean Floor by Joanna Cole
- Are You A Butterfly? by Judy Allen
- Penguin Chick by Betty Tatham

\$

Beginning, Middle and End Concept

- Bony-Legs by Joanna Cole
- A Camping Spree With Mr. Magee by Chris Van Dusen
- Rosie's Walk by Pat Hutchins
- The Runaway Bunny by Margaret Wise Brown

%

Alphabet Books

- ABC by Dr. Seuss
- Chicka Chicka Boom Boom by Bill Martin Jr.
- Shiver Me Letters, A Pirate ABC by June Sobel
- Eating the Alphabet by Lois Ehlert
- Miss Spider's ABC by David Kirk

&

Fairy Tales and Folktales

- The Little Red Hen by Margot Zemach
- The Three Bears by Paul Galdone
- The Three Little Pigs by James Marshall
- Cinderella by Marcia Brown
- The Hare and the Tortoise by Brian Wildsmith

=

Friend Stories

- Benjamin and Tulip by Rosemary Wells
- We Are Best Friends by Alike
- Who Will Be My Friends? by Syd Hoff

*

Counting Books

- Frog Counts to Ten by John Liebler
- Fish Eyes: A Book You Can Count On by Lois Ehlert
- Inch by Inch by Leo Lionni
- Ten Little Fish by Audrey Wood

+

Books About Me

- I Like Me! by Nancy L. Carlson
- I Like to Be Little by Charlotte Zolotow
- The Mixed-Up Chameleon by Eric Carle
- My Five Senses by Alike
- When I Get Bigger by Mercer Mayer

* Note: The books above are only suggestions. Please feel free to add any books that are appropriate for your reader.

Tic-Tac-Toe

Choose three activities below and try to get three in a row!

Identify the symbol in each box and match it with the appropriate worksheet that is attached to this document. You will find the symbol in the top right corner.

<p>Draw a picture of you and your family where you live. Practice reciting your address and phone number!</p> <p>!</p>	<p>Practice identifying colors by tracing the word and coloring the picture.</p> <p>@</p>	<p>Draw a picture about something you learned .</p> <p>#</p>
<p>Draw three pictures showing what happened at the beginning, middle and end of the story.</p> <p>\$</p>	<p>Practice writing your ABC's by writing your first and last name 3 times.</p> <p>%</p>	<p>Draw a picture of your favorite character in the story and complete the sentence "My favorite character is _____."</p> <p>&</p>
<p>Draw a picture of you and your best friend. Label each person and complete the sentence, "We like _____."</p> <p>=</p>	<p>Practice writing your numbers 1-10.</p> <p>*</p>	<p>Draw a picture of you doing something you love! Practice reciting your name, age, and birthday.</p> <p>+</p>

Name: _____

!

This Is Where I Live!

Draw a picture of where you live below. Remember to include you and your family!



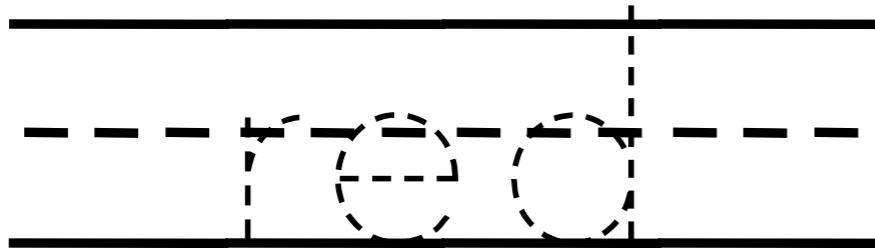
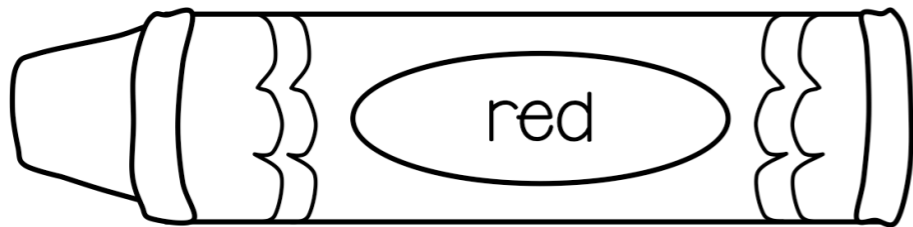
Name: _____



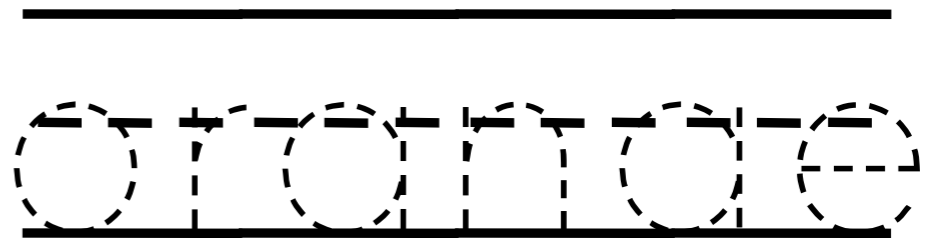
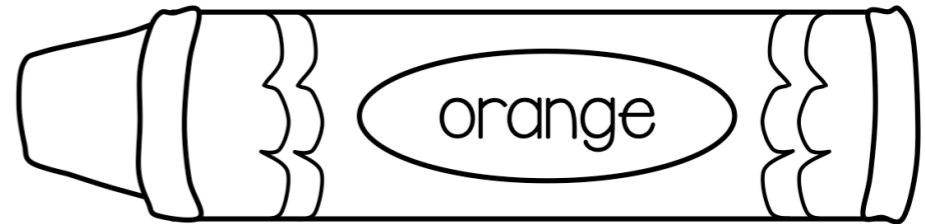
I Know My Colors!

Trace the words and color the crayon the correct color!

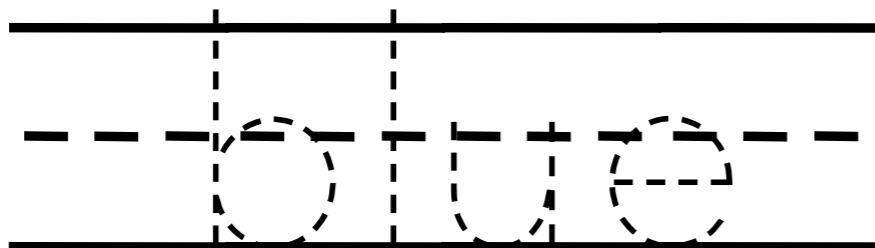
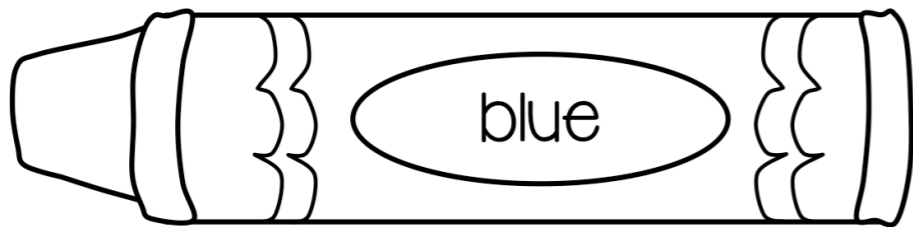
1.



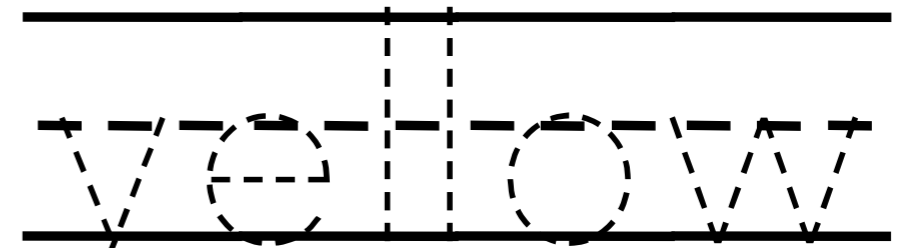

4.



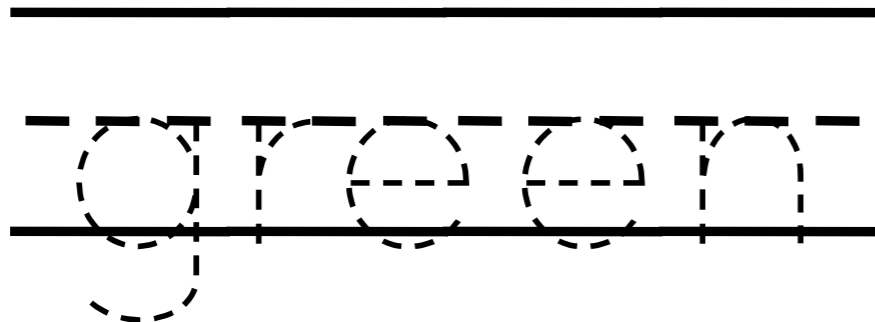
2.



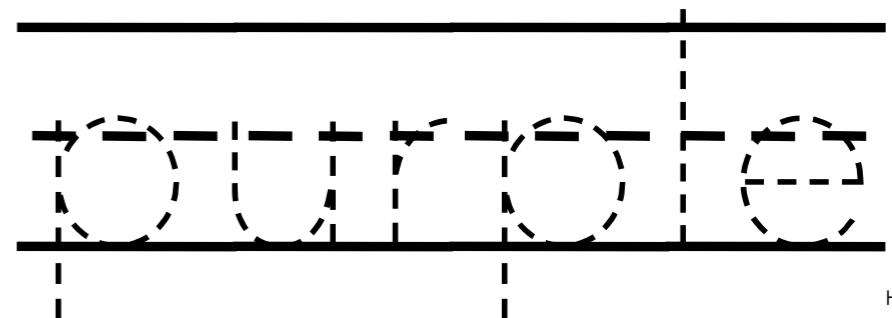

5.



3.



6.



Name: _____


This Is What I Learned!

#

After you read a nonfiction story draw a picture about what you learned.

Title: _____

Author: _____



Name: _____



I Can Retell A Story!

Draw three pictures below to describe what happened in the beginning, middle and end of the story!



Title: _____

Author: _____

Beginning

Middle

End



Name: _____

%

I Can Practice My ABC's

Write your first and last name below three times!

Name: _____


My Favorite Character!

&

Draw a picture of your favorite character and complete the sentence.

Title: _____

Author: _____



My favorite character is

Name: _____



My Best Friend!

Draw and label a picture of you with your best friend and complete the sentence.

Title: _____

Author: _____



— We like —————

—————

Name: _____



I Know My Numbers!

Practice writing your numbers from 1 -10.

Trace the numbers!

1 2 3 4 5

6 7 8 9 10

Write the numbers!


Blank handwriting practice lines for independent writing.

Name: _____



This Is What I Love!

Draw a picture of something you love!



A to Z

READY FOR KINDERGARTEN



A

I can recite the **alphabet**.
*Without singing it.

B

I can help read **books**.
*Turn the pages, discuss what is happening on each page, etc.

C

I know how to **clean-up**.

D

I can follow two-step **directions**.

E

I can handle my **emotions**.
*For example: I have strategies to help me calm down when I'm mad.

F

I can say how I **feel**.

G

I can use **glue** appropriately.
*Glue sticks and liquid glue.

H

I know how to wash my **hands**.
*And use the bathroom independently.

I

I can **identify** numbers.
*1-10 and higher.

J

I can put on a **jacket** independently.
*And shoes.

K

I **know** my first and last name.
*And can identify them in print.

L

I can identify **lowercase** letters.

M

I can **match** items.
*And identify items that are different.

N

I can count **numbers** up to 20.
*And even higher.

O

I know my colors, like **orange**.

P

I can identify, create, and extend **patterns**.

Q

I can ask and answer **questions**.

R

I can identify and use **rhyming** words.

S

I can name 2D **shapes**.
*And know how to use **scissors**.

T

I know how to take **turns**.

U

I can identify **uppercase** letters.

V

I am **very** good at asking for help when needed.
*Bonus points for VERY good at problem solving and sharing!

W

I can **walk** backwards.
*And stand/hop on one foot.

X

I can draw different kinds of lines like **Xs**, straight lines, zig-zags, etc.
*And attempts to trace or write letters and numbers.

Y

Can you write **your** name?

Z

I can **zip** up my jacket.
*And use buttons, snaps, etc.