No Prep Sight Word Centers

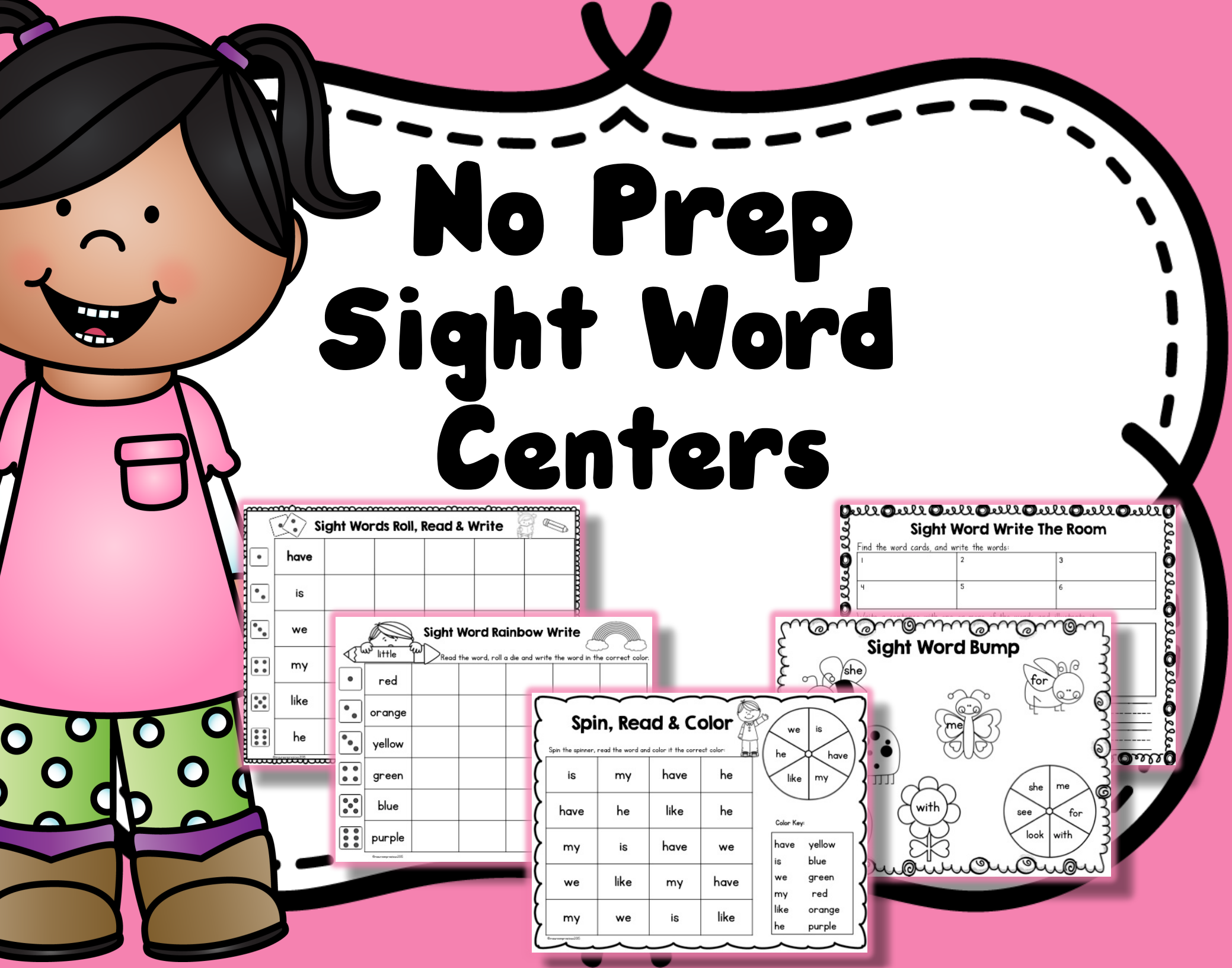

Thank You!!!

I truly appreciate your purchase and I am happy to respond to any questions, or concerns you have about this product at:
mprezioso384@gmail.com

Please consider following my store to find out about new products and freebies:
http://www.teacherspayteachers.com/Store/Maureen-Prezioso
Just click on the green star at the top of my store page.

Terms of Use:

©maureenprezioso2014 All rights reserved. Purchase of this item entitles the purchaser the right to reproduce the pages for a single classroom use only. Duplication for an entire school or entire school system or commercial purposes is strictly prohibited without written permission from the author. Copying any part of this product and placing it on the internet in any form (even a personal/classroom website) is strictly forbidden and is a Violation of the Digital Millennium Copyright Act (DCMA).

Credits

Thank you to these amazing artists who created the clipart, fonts, frames, and papers for this product:

https://www.teacherspayteachers.com/Store/Lovin-Lit

You May Also Like:

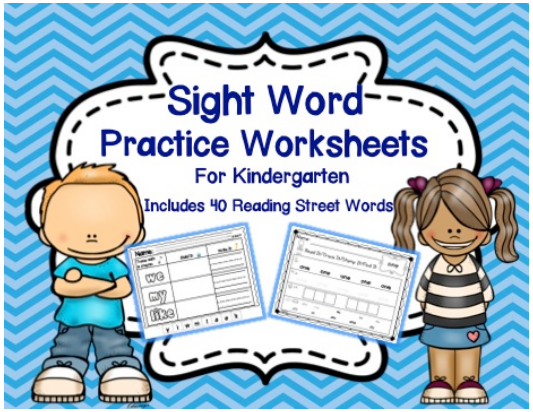

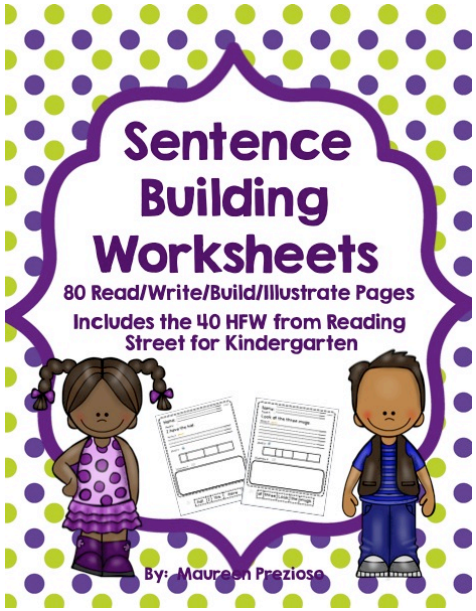

Teacher Tips/Suggestions For Use:

This resource features the 40 high frequency words from Reading Street for Kindergarten. I have grouped the words into groups of 6 for the activities so I added a couple of words to make even groups. I added the words six, and, & play.

You will need paperclips and pencils to use the spinners on some activities. Just place the tip of the pencil through the loop on the end of the paper clip and onto the center of the spinner, and then flick the paperclip with your other hand.

Directions for Sight Word Spin, Read & Color

Materials & Preparation:

This activity can be played alone, with a partner, or in a small group. I copy one board for each student playing and instruct them to color the words they spin only, but you can do what fits you and your students best.

Students will also need a paper clip and pencil to use the spinner.

How to Play:

Students take turns spinning the spinner, reading the words, and coloring a word in the grid according to the color key. When someone spins a word that does not have any available words to color, they miss the turn and it is their opponent's turn.
The first student to completely color their grid wins!

Spin, Read & Color



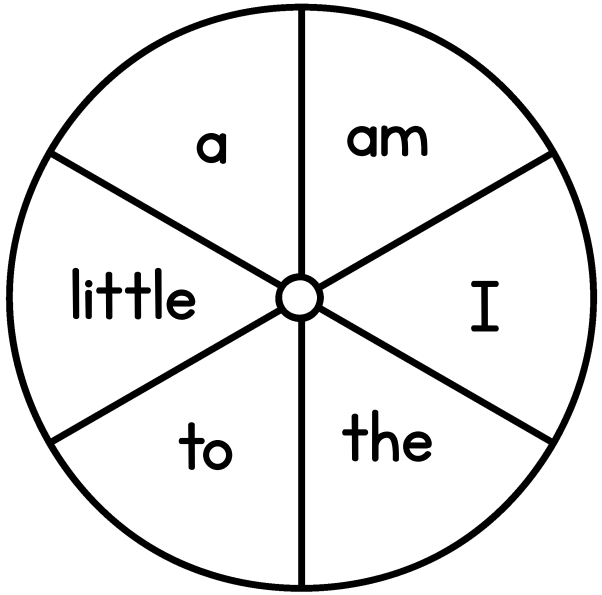

Spin the spinner, read the word and color it the correct color:

I	to	the	am
a	little	a	to
the	am	I	little
little	a	the	to
I	am	to	am

Color Key:

I	yellow
am	blue
the	green
little	red
a	orange
to	purple

©maureenprezioso2015

Spin, Read & Color



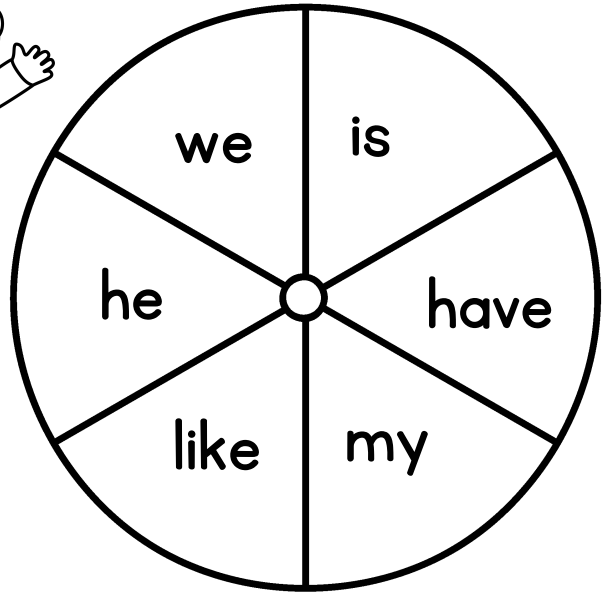

Spin the spinner, read the word and color it the correct color:

is	my	have	he
have	he	like	he
my	is	have	we
we	like	my	have
my	we	is	like

Color Key:

have	yellow
is	blue
we	green
my	red
like	orange
he	purple

©maureenprezioso2015

Spin, Read & Color



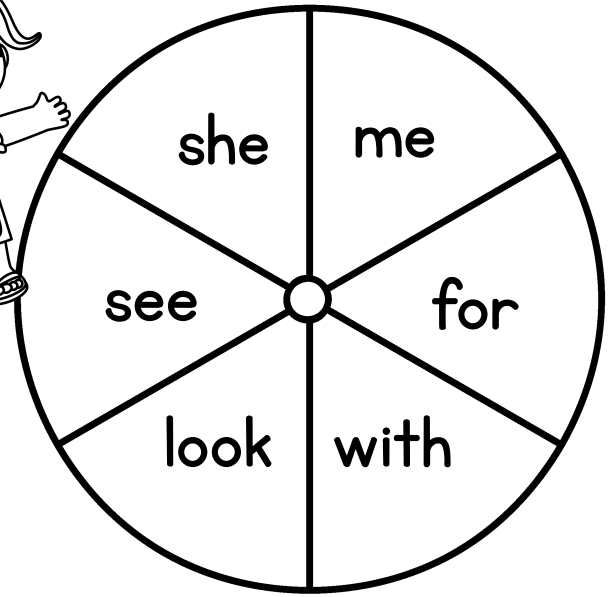

Spin the spinner, read the word and color it the correct color:

she	for	look	see
me	she	for	with
for	me	see	look
with	she	with	me
look	see	for	me

Color Key:

for	yellow
me	blue
with	green
she	red
see	orange
look	purple

©maureenprezioso2015

Spin, Read & Color



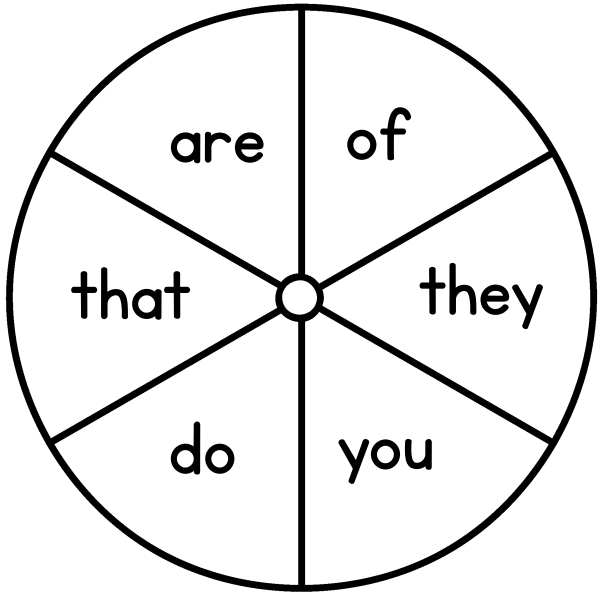

Spin the spinner, read the word and color it the correct color:

you	they	are	do
of	are	that	you
you	do	they	of
of	that	of	you
that	do	are	they

Color Key:

they	yellow
you	blue
of	green
are	red
that	orange
do	purple

©maureenprezioso2015

Spin, Read & Color



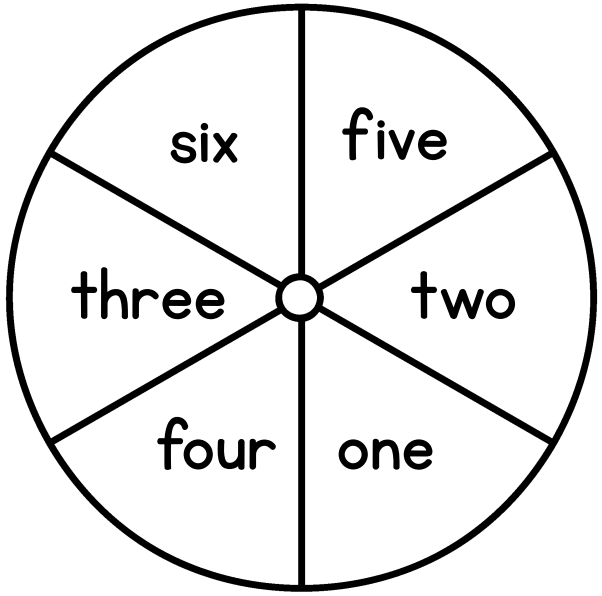

Spin the spinner, read the word and color it the correct color:

one	six	four	two
three	four	one	three
two	five	two	five
one	three	five	four
three	one	four	six

Color Key:

one	yellow
two	blue
three	green
four	red
five	orange
six	purple

©maureenprezioso2015

Spin, Read & Color



Spin the spinner, read the word and color it the correct color:

green	from	blue	here
here	go	yellow	blue
yellow	blue	green	from
go	yellow	blue	yellow
from	here	go	green

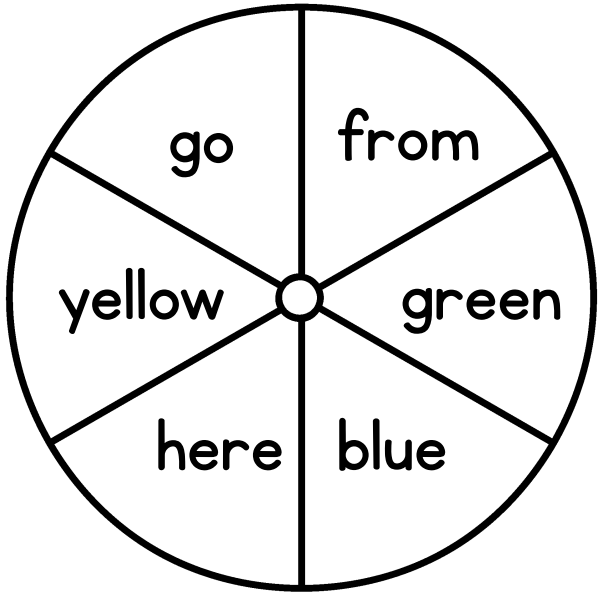

Color Key:

yellow	yellow
blue	blue
green	green
here	red
go	orange
from	purple

©maureenprezioso2015

Spin, Read & Color



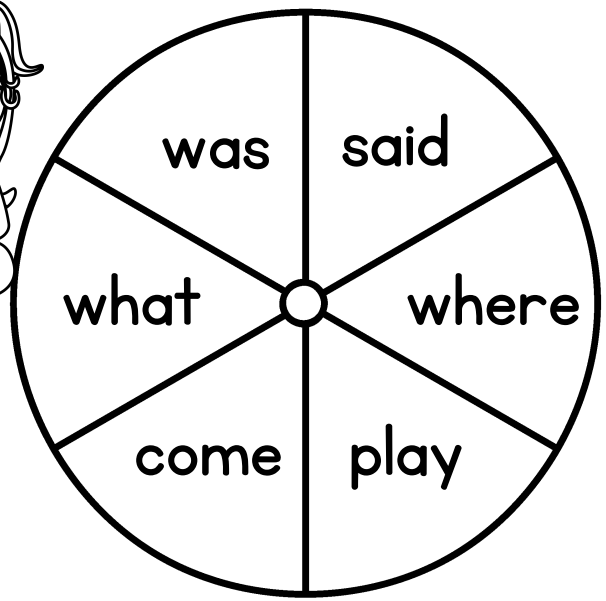

Spin the spinner, read the word and color it the correct color:

was	play	come	play
where	said	what	was
come	what	where	come
said	where	was	what
come	where	said	play

Color Key:

what	yellow
said	blue
was	green
where	red
come	orange
play	purple

©maureenprezioso2015

Directions for Sight Word Roll, Read & Write

Materials & Preparation:

This activity can be played alone, with a partner, or in a small group. Each student will need a copy of the board, and a die for each person/partnership/group playing.

How to Play:

Students take turns rolling the die, reading the word and writing the word they roll on the grid. The first student to fill his/her grid wins!



Sight Word - Roll, Read & Write



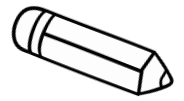

I					
am					
the					
little					
a					
to					

©maureenprezioso2015



Sight Words Roll, Read & Write



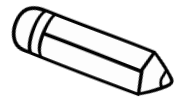

have					
is					
we					
my					
like					
he					

©maureenprezioso2015



Sight Words Roll, Read & Write



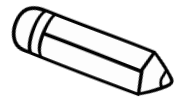

for					
me					
with					
she					
see					
look					

©maureenprezioso2015



Sight Words Roll, Read & Write



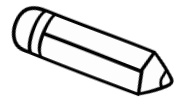

 they					
 you					
 of					
 are					
 that					
 do					

©maureenprezioso2015



Sight Words Roll, Read & Write



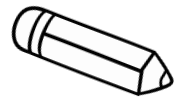

one					
two					
three					
four					
five					
here					

©maureenprezioso2015



Sight Words Roll, Read & Write



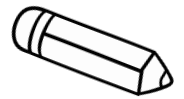



go					



from					



yellow					



blue					



green					



what					

©maureenprezioso2015



Sight Words Roll, Read & Write



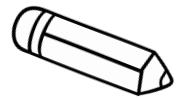



said					



was					



where					



come					



and					



play					

©maureenprezioso2015

Directions for Sight Word Write The Room

Materials & Preparation:

You will need to copy the word cards onto cardstock or paper and cut them. You could also laminate them for durability if you wish. Use one set of six words at a time (you could use two different sets with two different small groups if you want). You will also need to copy a recording sheet for each student playing, and you will need a clipboard for each student.

If you do not have clipboards, use a small white board/chalk board with a binder clip. Place the word cards around the room.

How to Play:

Instruct students to walk around the room with their clipboard and recording sheet. They should find a word and write it in the correct spot (the word with #1 should go in the #1 spot). This is only to help you make quick assessments. Then instruct students to go to a table/desk and write a sentence with one or more of the words and then illustrate it on the recording sheet. If your students cannot write a sentence, an adult can write it for them and they can illustrate.


1
I

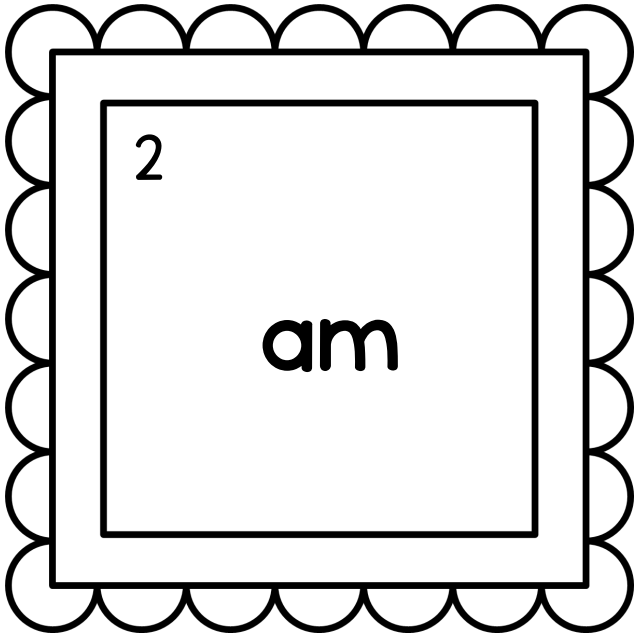
2
am

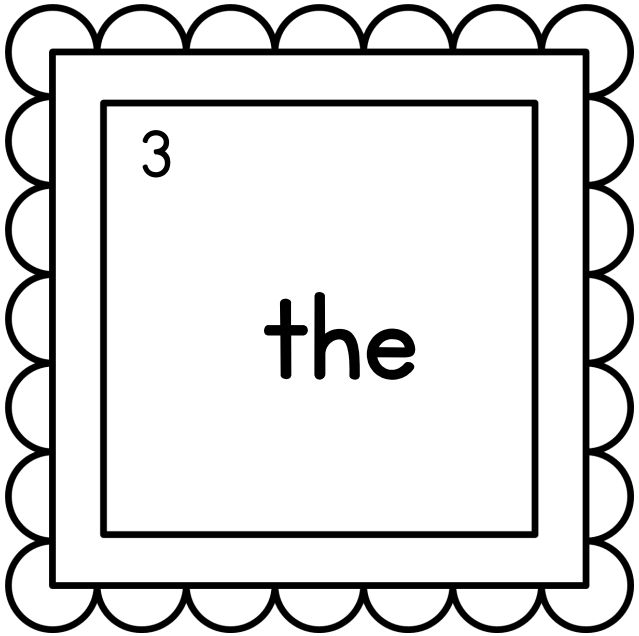
3
the


4
little

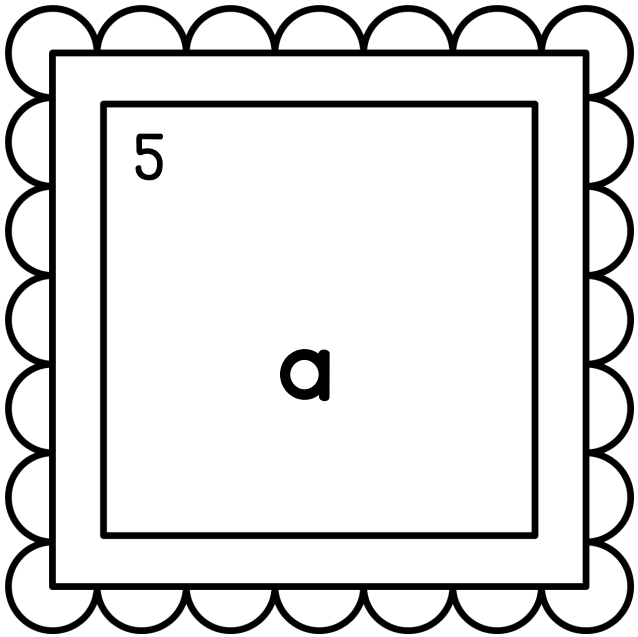
5
a

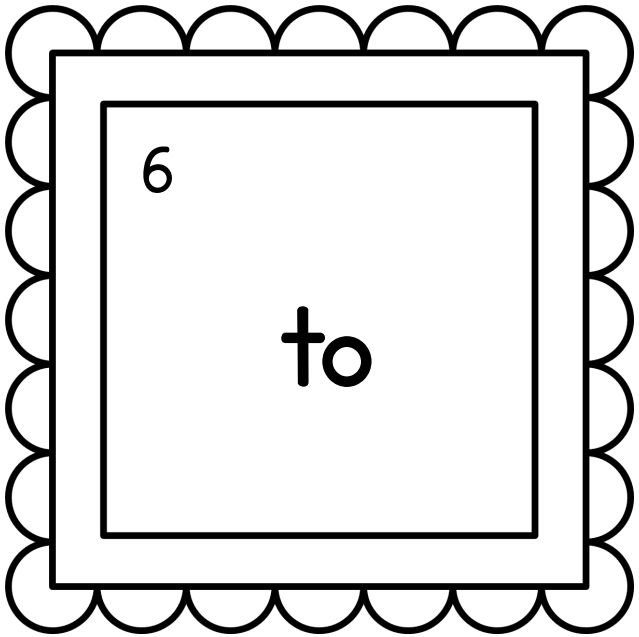
6
to


1
have

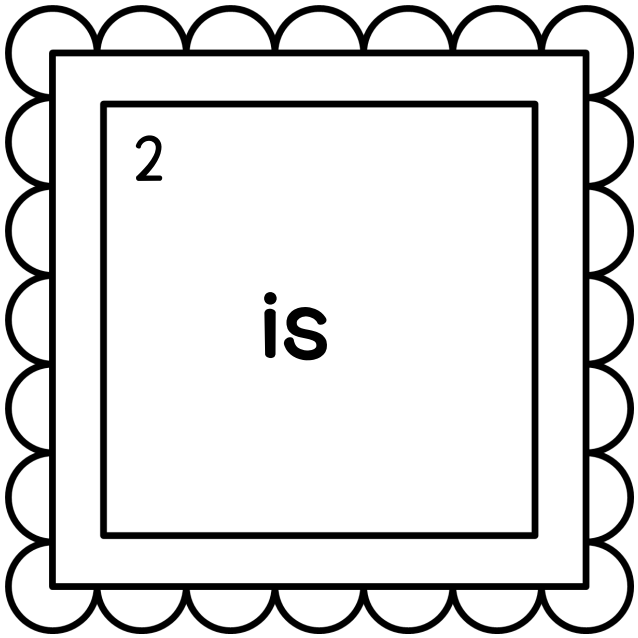
2
is


3
we


4
my


5
like

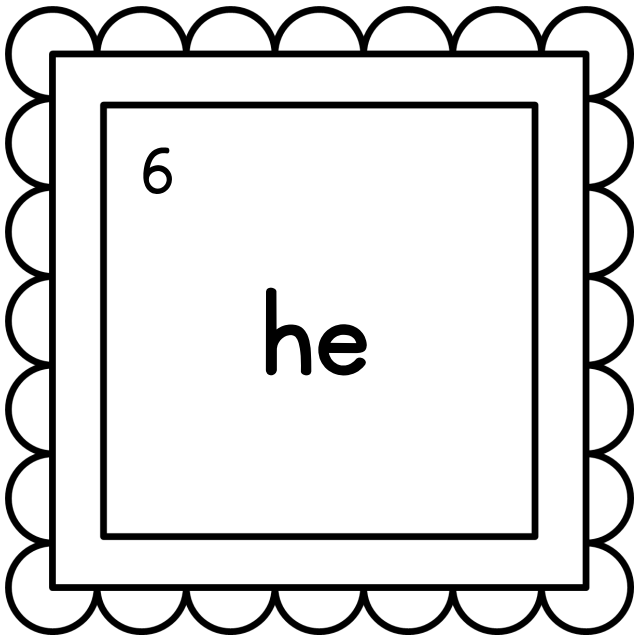
6
he


1
for

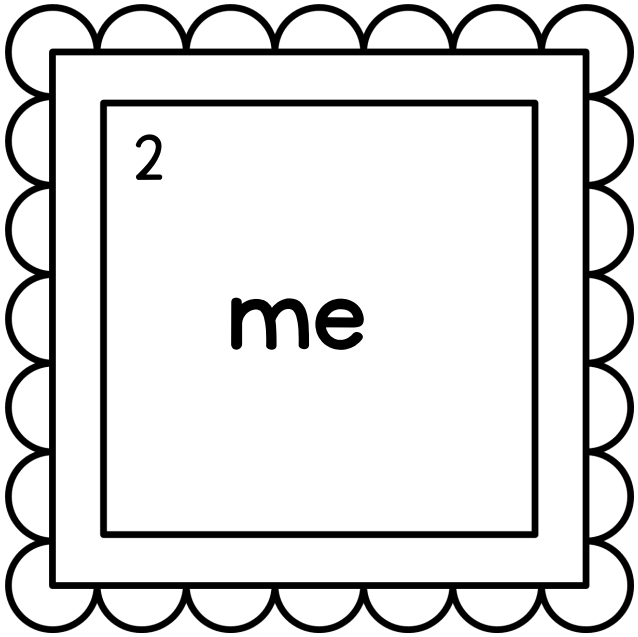
2
me

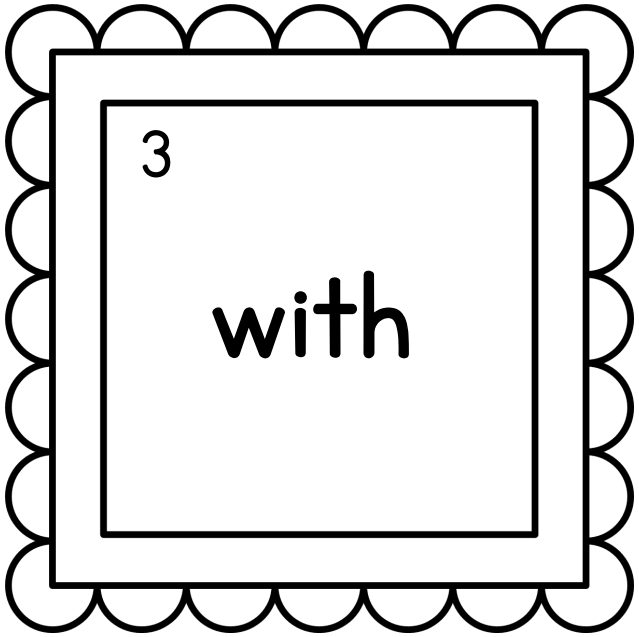
3
with

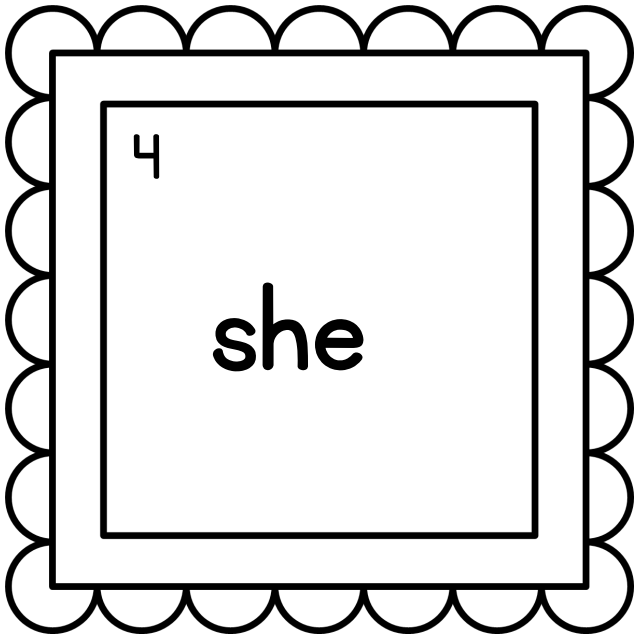
4
she


5
see


6
look

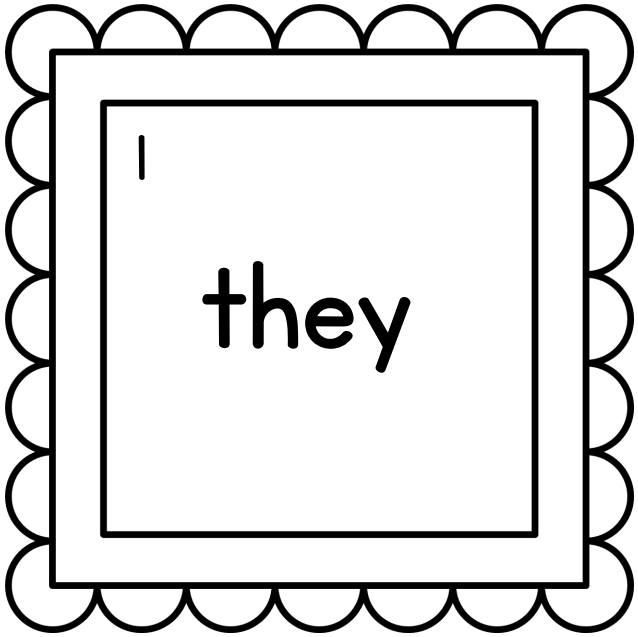
1
they


2
you

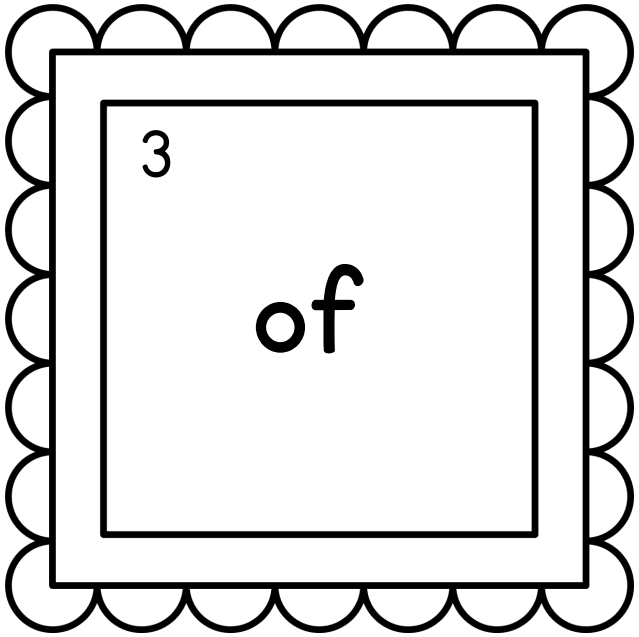
3
of

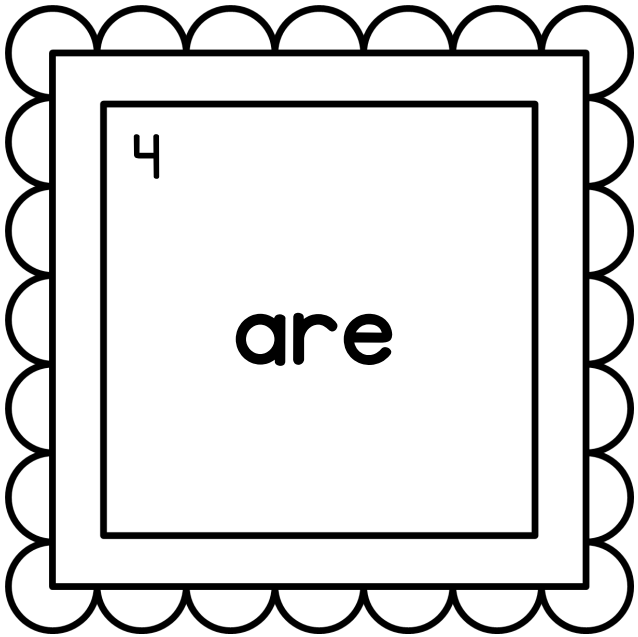
4
are


5
that

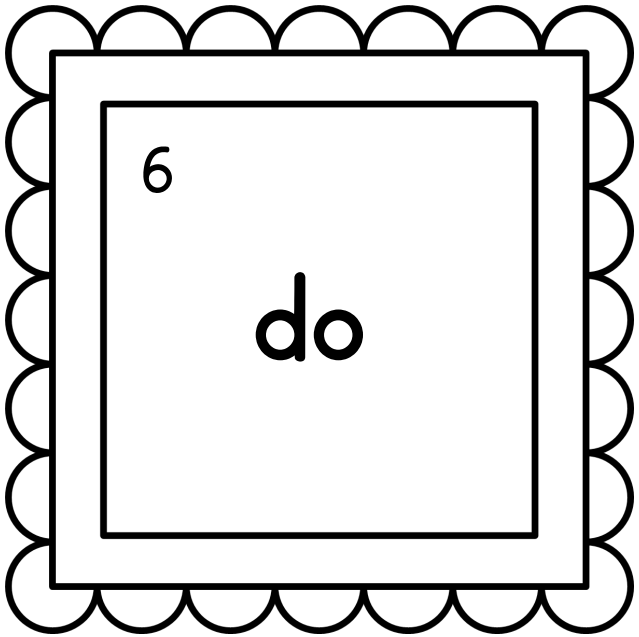
6
do

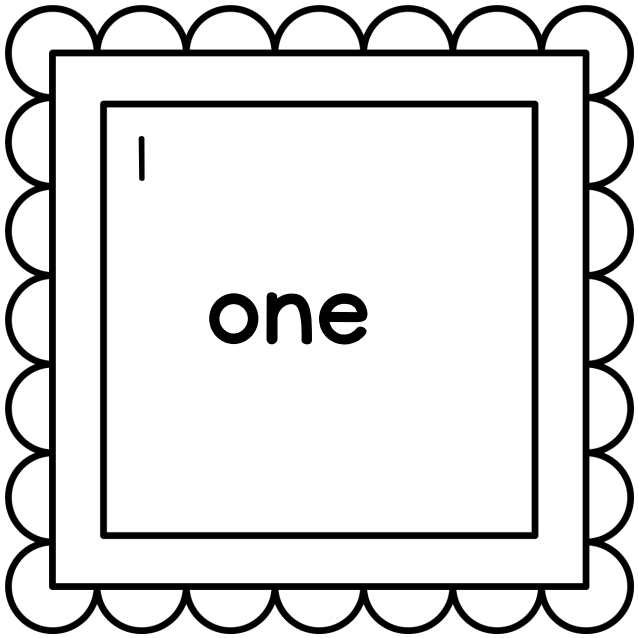
1
one

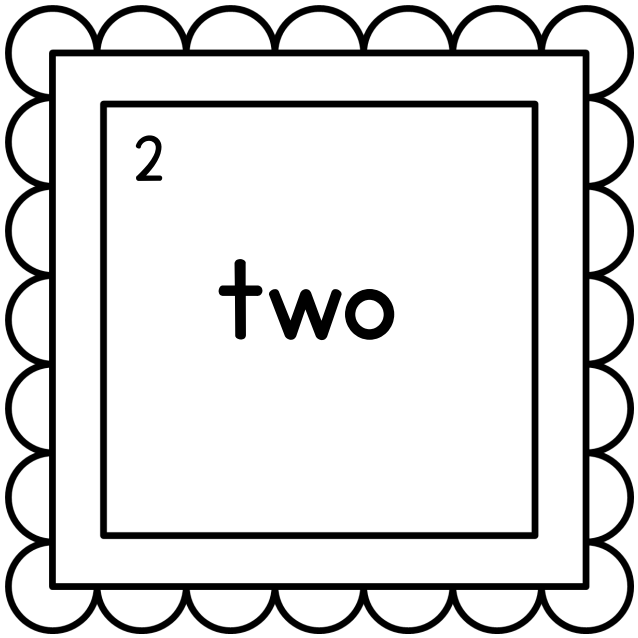
2
two

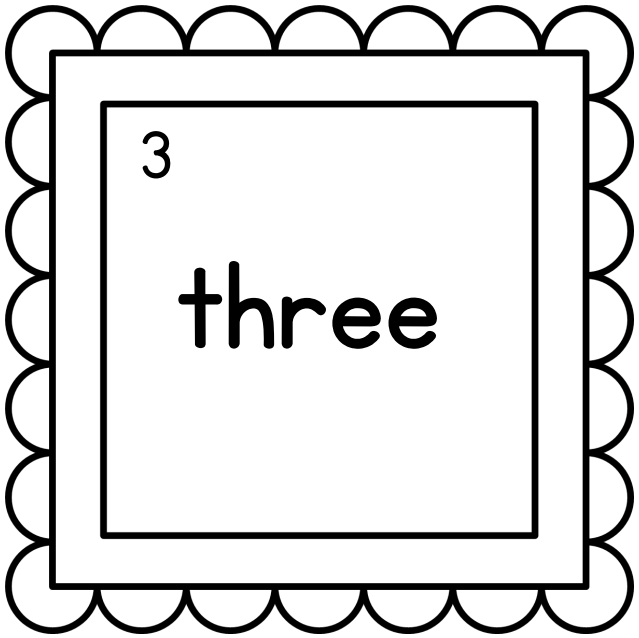
3
three

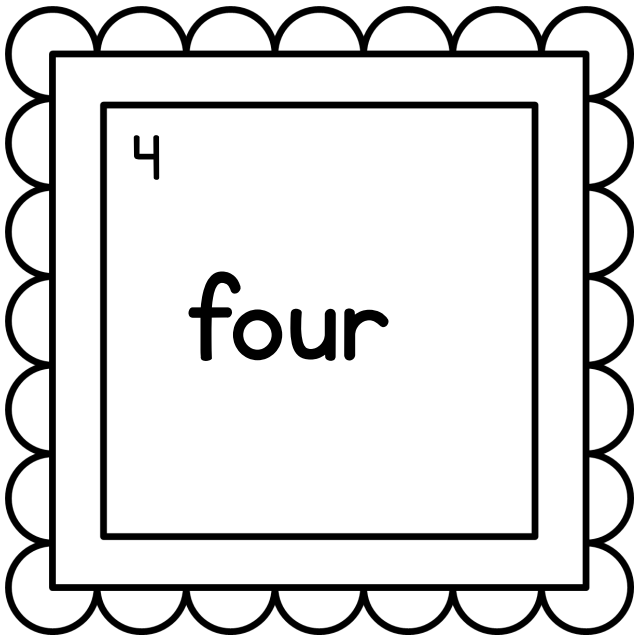
4
four


5
five

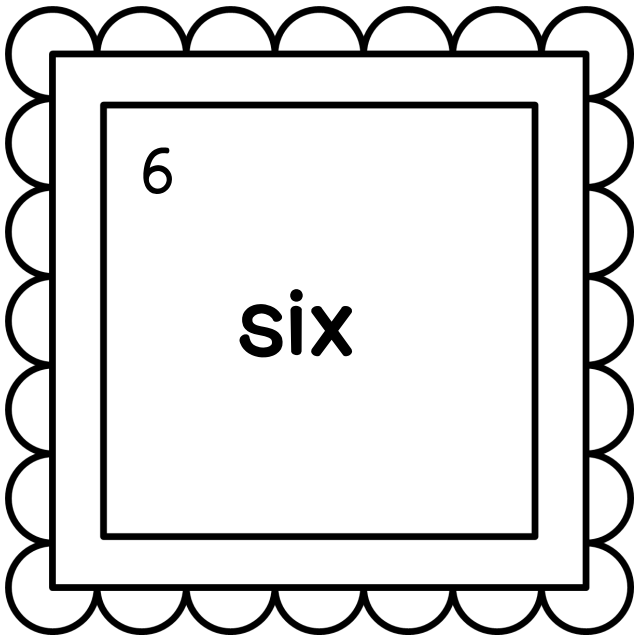
6
six


1
here


2
go


3
from


4
yellow


5
blue


6
green

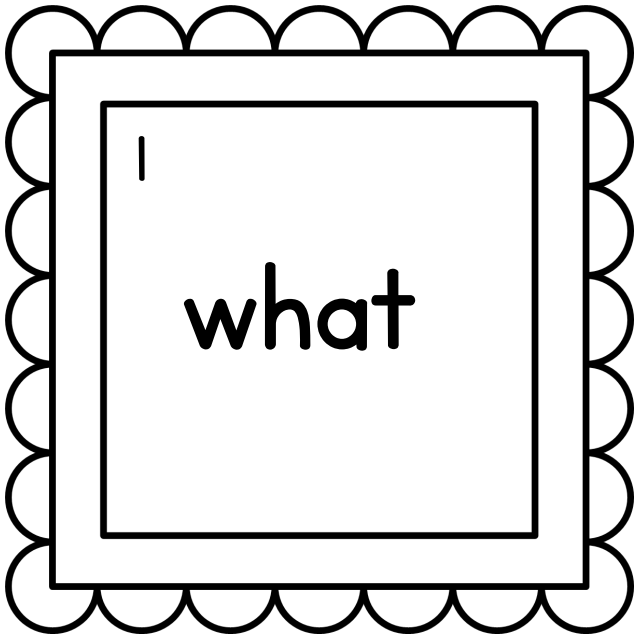
1
what

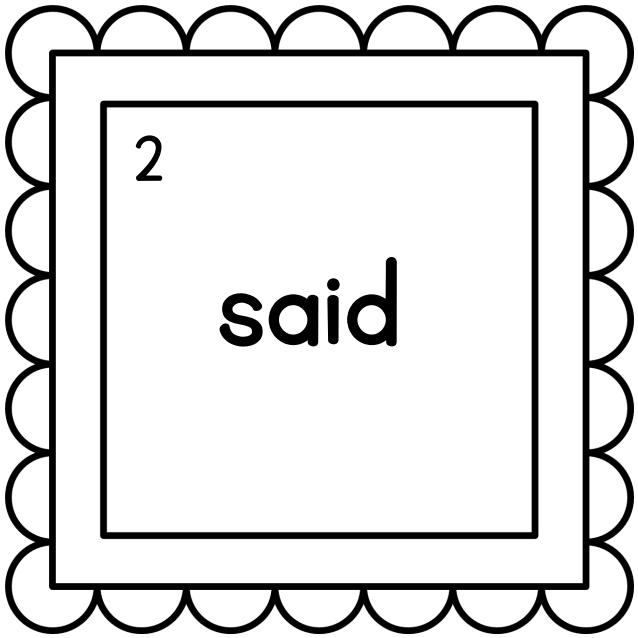
2
said

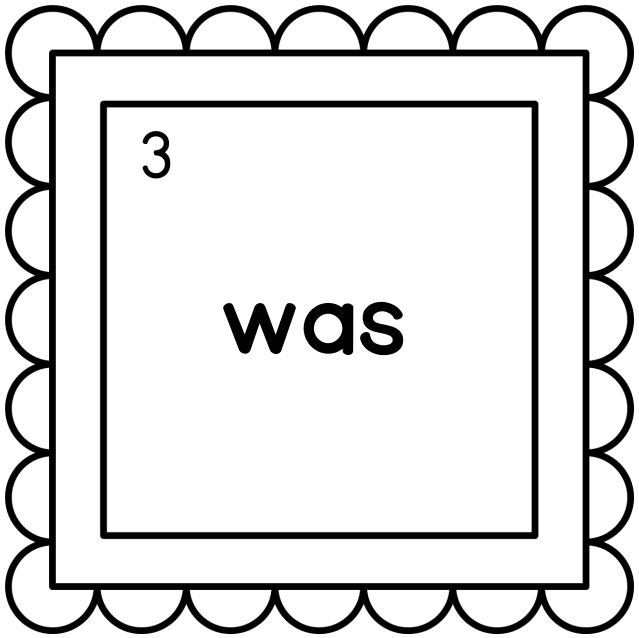
3
was


4
where


5
come


6
play

Sight Word Write The Room

Find the word cards, and write the words:

1	2	3
4	5	6

Write a sentence with one or more of the words and illustrate it:

©maureenprezioso2015

Directions for Sight Word Rainbow Write

Materials & Preparation:

This activity can be played alone, with a partner, or in a small group. Each student will need a copy of the board, and a die for each person/partnership/group playing. Students will Also need crayons or colored pencils in the colors: red, orange, yellow, green, blue, purple.

How to Play:

Students read the word in the pencil at the top left of their paper. Then they roll the die, say the word, and write the word in that color on that row. If playing with a partner or small group, the student who fills up their grid first wins.



Sight Word Rainbow Write



Read the word, roll a die and write the word in the correct color.

	red					
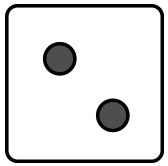	orange					
	yellow					
	green					
	blue					
	purple					

©maureenprezioso2015



Sight Word Rainbow Write



Read the word, roll a die and write the word in the correct color.

	red					
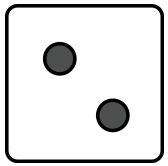	orange					
	yellow					
	green					
	blue					
	purple					

©maureenprezioso2015



Sight Word Rainbow Write



Read the word, roll a die and write the word in the correct color.

	red					
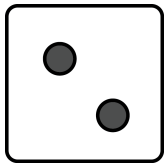	orange					
	yellow					
	green					
	blue					
	purple					

©maureenprezioso2015



Sight Word Rainbow Write



Read the word, roll a die and write the word in the correct color.

	red					
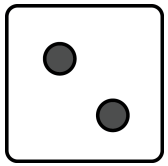	orange					
	yellow					
	green					
	blue					
	purple					

©maureenprezioso2015



Sight Word Rainbow Write



Read the word, roll a die and write the word in the correct color.

	red					
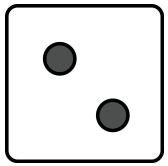	orange					
	yellow					
	green					
	blue					
	purple					

©maureenprezioso2015



Sight Word Rainbow Write



Read the word, roll a die and write the word in the correct color.

	red					
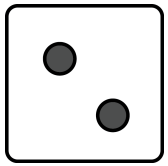	orange					
	yellow					
	green					
	blue					
	purple					

©maureenprezioso2015



Sight Word Rainbow Write



Read the word, roll a die and write the word in the correct color.

	red					
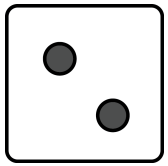	orange					
	yellow					
	green					
	blue					
	purple					

©maureenprezioso2015



Sight Word Rainbow Write



Read the word, roll a die and write the word in the correct color.

	red					
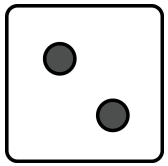	orange					
	yellow					
	green					
	blue					
	purple					

©maureenprezioso2015



Sight Word Rainbow Write



Read the word, roll a die and write the word in the correct color.

	red					
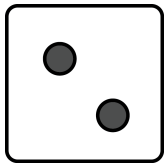	orange					
	yellow					
	green					
	blue					
	purple					

©maureenprezioso2015



Sight Word Rainbow Write



Read the word, roll a die and write the word in the correct color.

	red					
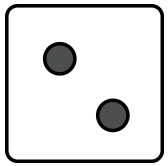	orange					
	yellow					
	green					
	blue					
	purple					

©maureenprezioso2015



Sight Word Rainbow Write



Read the word, roll a die and write the word in the correct color.

	red					
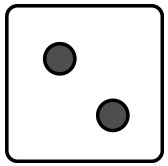	orange					
	yellow					
	green					
	blue					
	purple					

©maureenprezioso2015



Sight Word Rainbow Write



Read the word, roll a die and write the word in the correct color.

	red					
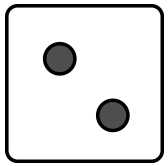	orange					
	yellow					
	green					
	blue					
	purple					

©maureenprezioso2015



Sight Word Rainbow Write



Read the word, roll a die and write the word in the correct color.

	red					
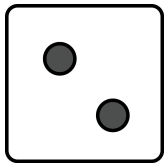	orange					
	yellow					
	green					
	blue					
	purple					

©maureenprezioso2015



Sight Word Rainbow Write



Read the word, roll a die and write the word in the correct color.

	red					
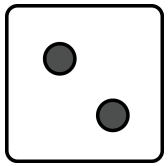	orange					
	yellow					
	green					
	blue					
	purple					

©maureenprezioso2015



Sight Word Rainbow Write



Read the word, roll a die and write the word in the correct color.

	red					
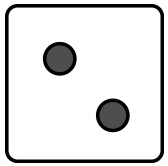	orange					
	yellow					
	green					
	blue					
	purple					

©maureenprezioso2015



Sight Word Rainbow Write



Read the word, roll a die and write the word in the correct color.

	red					
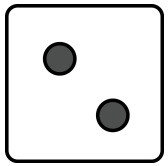	orange					
	yellow					
	green					
	blue					
	purple					

©maureenprezioso2015



Sight Word Rainbow Write



Read the word, roll a die and write the word in the correct color.

	red					
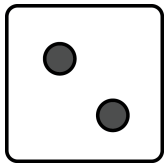	orange					
	yellow					
	green					
	blue					
	purple					

©maureenprezioso2015



Sight Word Rainbow Write



Read the word, roll a die and write the word in the correct color.

	red					
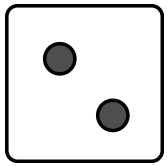	orange					
	yellow					
	green					
	blue					
	purple					

©maureenprezioso2015



Sight Word Rainbow Write



Read the word, roll a die and write the word in the correct color.

	red					
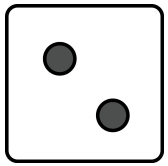	orange					
	yellow					
	green					
	blue					
	purple					

©maureenprezioso2015



Sight Word Rainbow Write



Read the word, roll a die and write the word in the correct color.

	red					
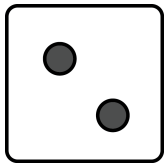	orange					
	yellow					
	green					
	blue					
	purple					

©maureenprezioso2015



Sight Word Rainbow Write



Read the word, roll a die and write the word in the correct color.

	red					
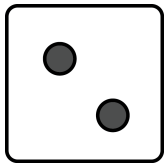	orange					
	yellow					
	green					
	blue					
	purple					

©maureenprezioso2015



Sight Word Rainbow Write



Read the word, roll a die and write the word in the correct color.

	red					
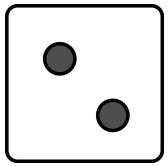	orange					
	yellow					
	green					
	blue					
	purple					

©maureenprezioso2015



Sight Word Rainbow Write



Read the word, roll a die and write the word in the correct color.

	red					
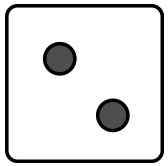	orange					
	yellow					
	green					
	blue					
	purple					

©maureenprezioso2015



Sight Word Rainbow Write



Read the word, roll a die and write the word in the correct color.

	red					
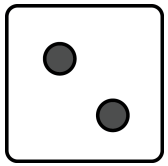	orange					
	yellow					
	green					
	blue					
	purple					

©maureenprezioso2015



Sight Word Rainbow Write



Read the word, roll a die and write the word in the correct color.

	red					
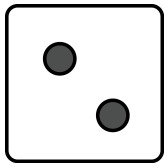	orange					
	yellow					
	green					
	blue					
	purple					

©maureenprezioso2015



Sight Word Rainbow Write



Read the word, roll a die and write the word in the correct color.

	red					
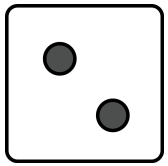	orange					
	yellow					
	green					
	blue					
	purple					

©maureenprezioso2015



Sight Word Rainbow Write



Read the word, roll a die and write the word in the correct color.

	red					
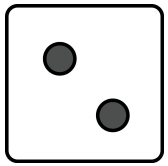	orange					
	yellow					
	green					
	blue					
	purple					

©maureenprezioso2015



Sight Word Rainbow Write



Read the word, roll a die and write the word in the correct color.

	red					
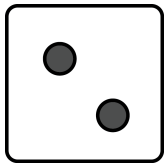	orange					
	yellow					
	green					
	blue					
	purple					

©maureenprezioso2015



Sight Word Rainbow Write



Read the word, roll a die and write the word in the correct color.

	red					
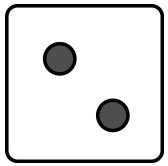	orange					
	yellow					
	green					
	blue					
	purple					

©maureenprezioso2015



Sight Word Rainbow Write



Read the word, roll a die and write the word in the correct color.

	red					
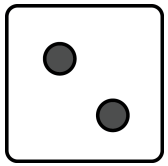	orange					
	yellow					
	green					
	blue					
	purple					

©maureenprezioso2015



Sight Word Rainbow Write



Read the word, roll a die and write the word in the correct color.

	red					
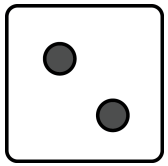	orange					
	yellow					
	green					
	blue					
	purple					

©maureenprezioso2015



Sight Word Rainbow Write



Read the word, roll a die and write the word in the correct color.

	red					
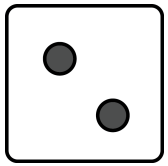	orange					
	yellow					
	green					
	blue					
	purple					

©maureenprezioso2015



Sight Word Rainbow Write



Read the word, roll a die and write the word in the correct color.

	red					
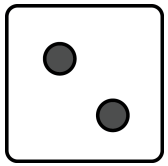	orange					
	yellow					
	green					
	blue					
	purple					

©maureenprezioso2015



Sight Word Rainbow Write



Read the word, roll a die and write the word in the correct color.

	red					
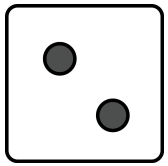	orange					
	yellow					
	green					
	blue					
	purple					

©maureenprezioso2015



Sight Word Rainbow Write



Read the word, roll a die and write the word in the correct color.

	red					
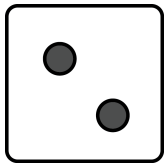	orange					
	yellow					
	green					
	blue					
	purple					

©maureenprezioso2015



Sight Word Rainbow Write



Read the word, roll a die and write the word in the correct color.

	red					
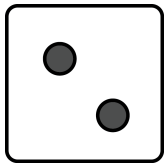	orange					
	yellow					
	green					
	blue					
	purple					

©maureenprezioso2015



Sight Word Rainbow Write



Read the word, roll a die and write the word in the correct color.

	red					
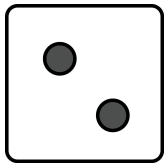	orange					
	yellow					
	green					
	blue					
	purple					

©maureenprezioso2015



Sight Word Rainbow Write



Read the word, roll a die and write the word in the correct color.

	red					
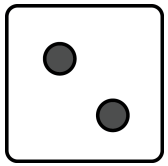	orange					
	yellow					
	green					
	blue					
	purple					

©maureenprezioso2015



Sight Word Rainbow Write



Read the word, roll a die and write the word in the correct color.

	red					
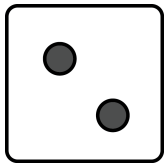	orange					
	yellow					
	green					
	blue					
	purple					

©maureenprezioso2015



Sight Word Rainbow Write



Read the word, roll a die and write the word in the correct color.

	red					
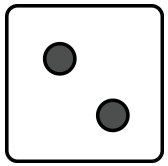	orange					
	yellow					
	green					
	blue					
	purple					

©maureenprezioso2015

Directions for Sight Word Bump

Materials/Preparation:

-Copy one board for every 2-3 players (preferably 2, but if you have an odd number in a group you can play with 3).

-Each student should have a supply of about 10-12 stacking cubes in one color (a different color for each student).

-paper clip and pencil for spinner

How to Play:

Player #1 spins the spinner, reads the word, and places a cube on the word. Player #2 does the same. If either player gets a word that an opponent's cube is on, he/she can bump it, and that cube is removed from the board. If either player gets a word he/she has a cube on they can stack a second cube on top of it, and that word is locked in and out of play. Play continues until all words are locked in with two cubes. The player with the most cubes on the board wins the round. Students can then clear the board off and play again.



If player #2 now spins the word "little" he/she will bump Player 1's red cube back to the red pile.

Sight Word Bump













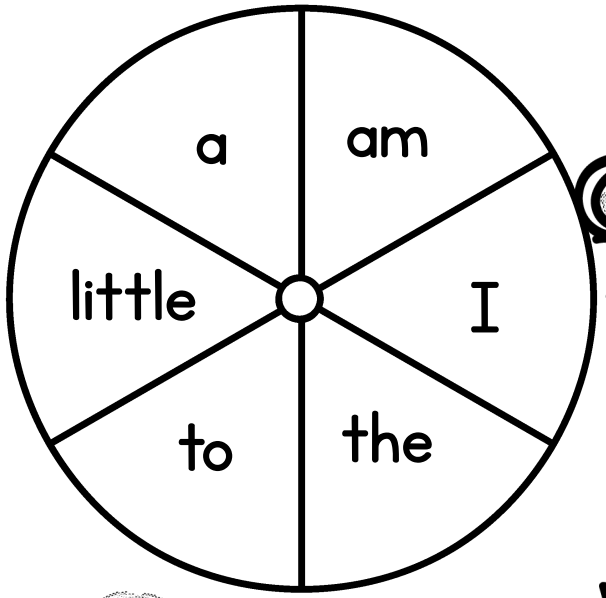

©maureenprezioso2015

Sight Word Bump













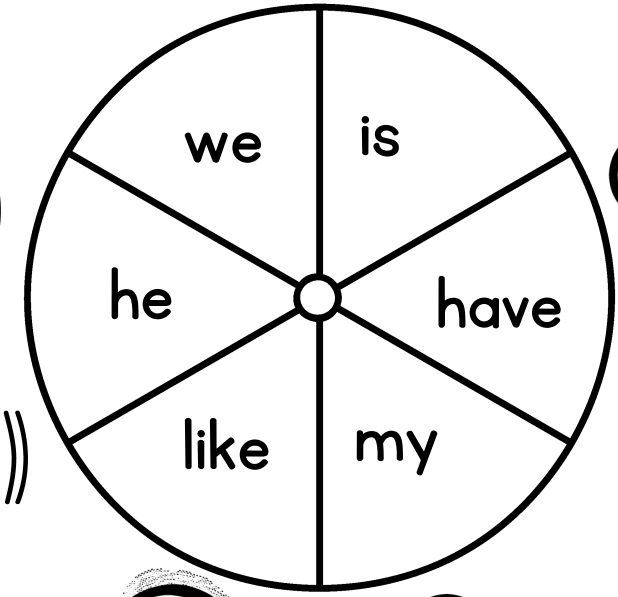

©maureenprezioso2015

Sight Word Bump













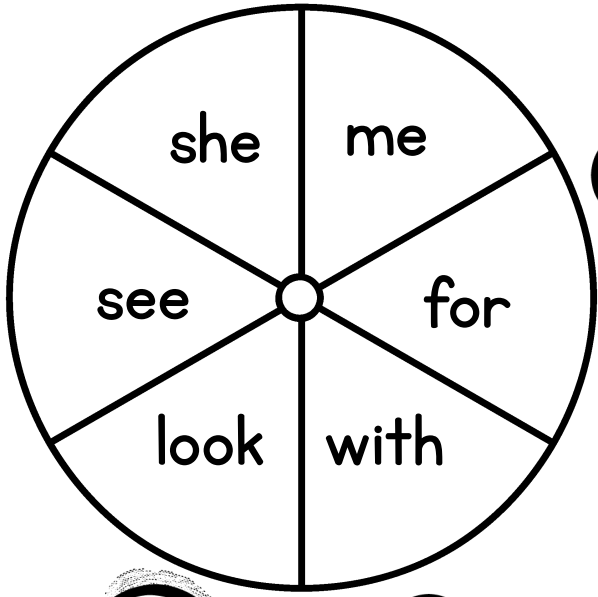

©maureenprezioso2015

Sight Word Bump













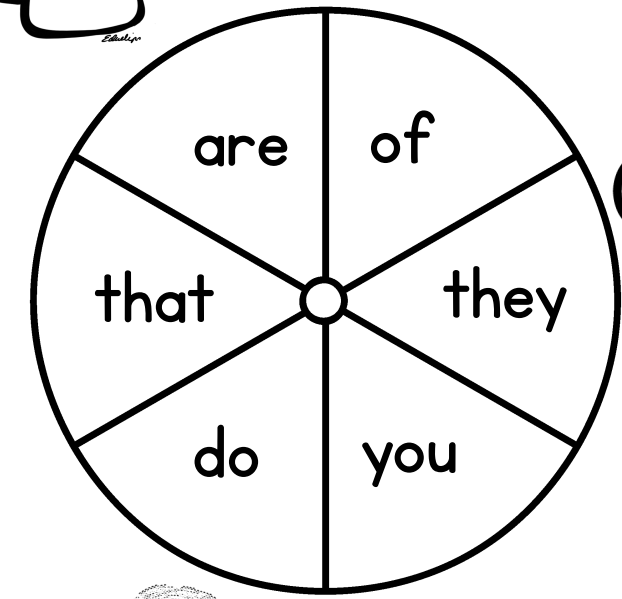

©maureenprezioso2015

Sight Word Bump







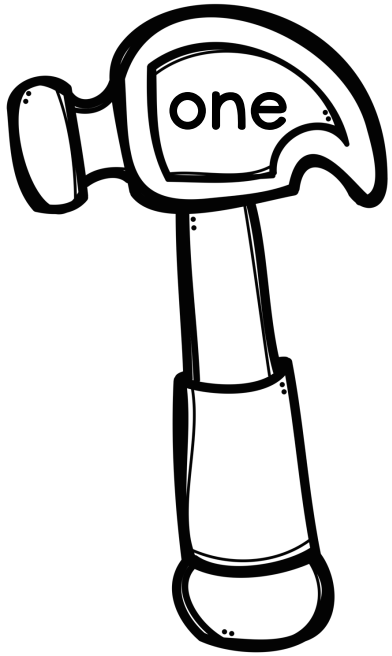

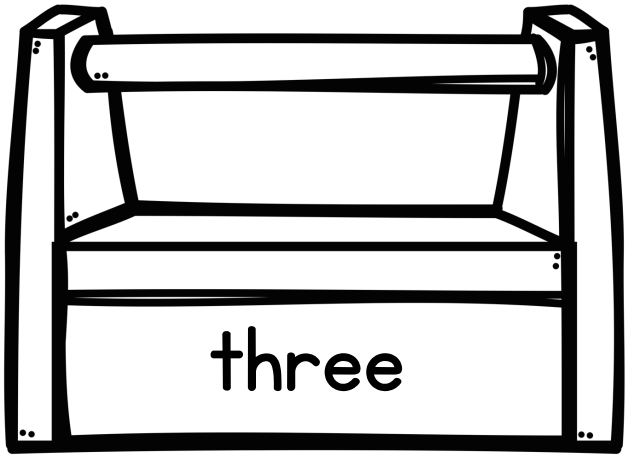

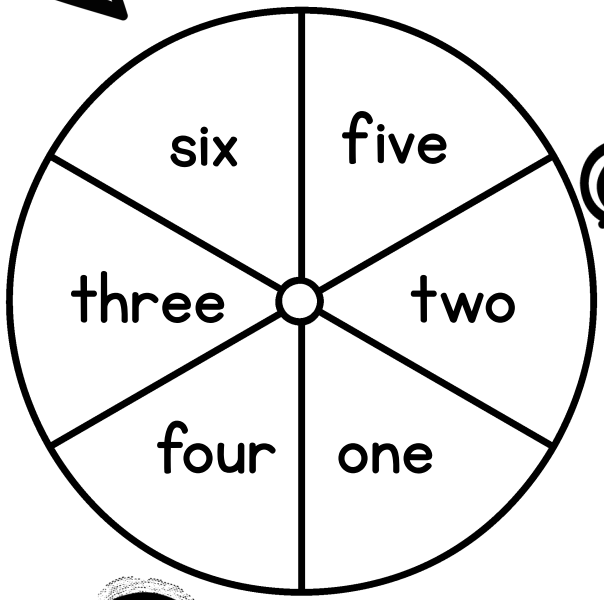

©maureenprezioso2015

Sight Word Bump













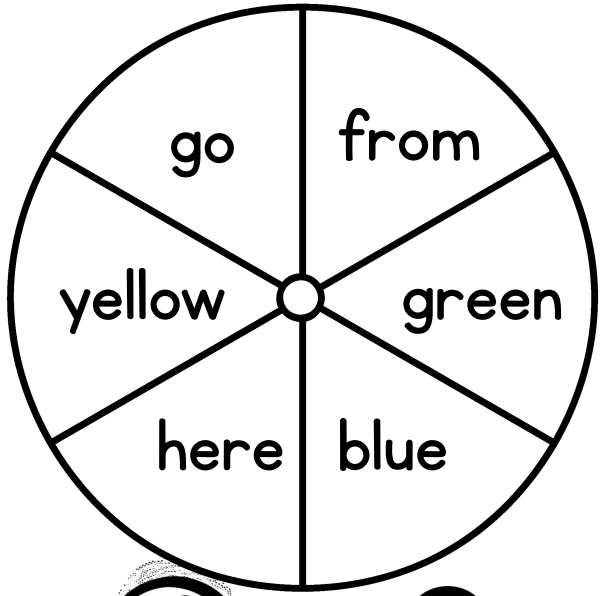

©maureenprezioso2015

Sight Word Bump



©maureenprezioso2015