Phonics Practice Pack

Kindergarten

Unit 5



By Andrea Marchildon

Name: _____ Unit 5, Week 1

Beginning Sounds

Directions: Cut and paste the ice cream scoops onto the correct beginning sound cone. Color the pictures.

Paste Here

Paste Here

a

Paste Here

Paste Here

b

Paste Here

Paste Here

c

Paste Here

Paste Here

d







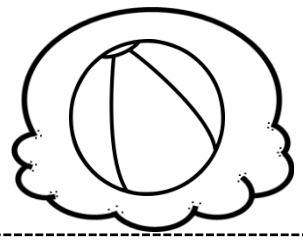









©Andrea Marchildon 2017

Name: _____

Read & Match

Directions: Read the sentences. Cut and paste them to the matching picture.



Glue Here



Glue Here



Glue Here



Glue Here



Glue Here



Glue Here

©Andrea Marchildon 2017

The gum is by the bag.	Max had a bad rash.	Deb had a map.
The bug is on the log.	Meg is sad.	The pig is in the mud.

Name: _____ Unit 5, Week 1



Capitals & Periods

Directions: Rewrite each sentence using a capital letter for the first word and names. Add a period to the end of each sentence.

1. ted sat on a log

2. the rat hid in the box

3. meg is not mad

4. the fox had a nap

5. max had a quiz

©Andrea Marchildon 2017

Name: _____

I Can Write Sentences

Directions: Look at each picture and write a sentence to match each one.



spaces

tap out
/c/ /a/ /t/

I see a cat.

capital

period

Sentence Check

- ❑ I began each sentence with a capital letter.
- ❑ I ended each sentence with a period.
- ❑ I tapped out words.
- ❑ I have spaces in between my words.

1



2



3



©Andrea Marchildon 2017

Name: _____



I Can Write Sentences

Sentence Check

- ❑ I began each sentence with a capital letter.
- ❑ I ended each sentence with a period.
- ❑ I tapped out words.
- ❑ I have spaces in between my words.

Directions: Look at each picture and write a sentence to match each one.

1



2

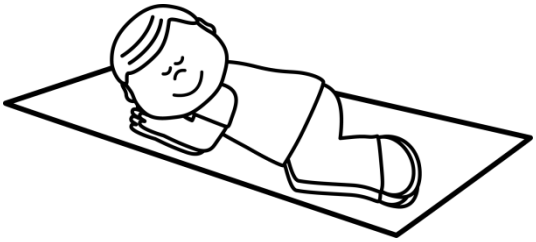

3



©Andrea Marchildon 2017

Name: _____



Practice Time

Trace it.

or or or

Write it.

Color it.

or or or

Circle it.

or	or	to	or	
he			**or**	is
	or	**has**		
as				or

Use it in a sentence.

Do you want this _____ that?

©Andrea Marchildon 2017

Name: _____

Practice Time



Trace it.

for for for

Write it.

Color it.

for for for

Circle it.

the	for			for
for		she	for	
	for			
he		is		**me**

Use it in a sentence.

This cap is _____ Rick.

©Andrea Marchildon 2017

Name: _____

Color by Code

Directions: Read the words. Color in the boxes using the color code.

Color Code

or = blue	for = red

or	for	or	for
for	or	for	for
or	for	or	or

Directions: Read each sentence. Circle the trick words **or** and **for**.

1. Do you like to run or jump?
2. That pet is for my pal.
3. This is for my dad.
4. Do you like this or that?

©Andrea Marchildon 2017

Name: _____

Unit 5, Week 2

Beginning Sounds

Directions: Cut and paste the ice cream scoops onto the correct beginning sound cone. Color the pictures.

Paste Here

Paste Here

e

Paste Here

Paste Here

f

Paste Here

Paste Here

g

Paste Here

Paste Here

h













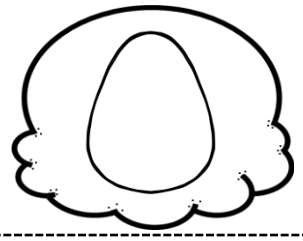



©Andrea Marchildon 2017

Name: _____

Read & Match

Directions: Read the sentences. Cut and paste them to the matching picture.



Glue Here



Glue Here



Glue Here



Glue Here



Glue Here



Glue Here

This is my pet fish.	Tom is mad.	I have a red mug.
Meg has a pet cat.	I see a big ship.	Peg is a vet.

Name: _____

Scrambled Up Sentences



Directions: Unscramble the words to make a complete sentence. Remember to begin your sentence with a capital letter and end it with a period.

Example:

T he	cat	is	fat	.

fat. The is cat

has a Tom pup.

wax was The hot.

had Rick a cut.

©Andrea Marchildon 2017

Name: _____

Read and Draw

Directions: Read each sentence. Then draw a picture to match each one.

The dog is on the log.

A bug is in the net.

Pam had a big wig.

Beth and Rick have a cat.

©Andrea Marchildon 2017

Name: _____

Unit 5, Week 2

Practice Time



Trace it.

of of of

Write it.

Color it.

of of of

Circle it.

of	of	to	of	
he			**of**	his
	of	**has**		
as				**or**

Use it in a sentence.

It was the first day _____ school.

©Andrea Marchildon 2017

Name: _____

Practice Time



Trace it.

have have have

Write it.

Color it.

have have have

Circle it.

have	to			have
you		have	the	
	his			
have		is		have

Use it in a sentence.

I _____ a pet cat.

©Andrea Marchildon 2017

Name: _____

Practice Time

Directions: Read the words. Color in the boxes using the color code.

Color Code

of = blue	have = green

of	have	of	have
have	of	have	of
of	of	have	of

Directions: Read each sentence. Fill in the missing trick word: **of** or **have**.

1. It is the first day ___ ___ school.
2. I ___ ___ ___ ___ a pet pig.
3. I ___ ___ ___ ___ to pack my bag.
4. It is the last day ___ ___ art class.

©Andrea Marchildon 2017

Name: _____

Unit 5, Week 3

Beginning Sounds

Directions: Cut and paste the ice cream scoops onto the correct beginning sound cone. Color the pictures.

Paste Here

Paste Here

i

Paste Here

Paste Here

j

Paste Here

Paste Here

k

Paste Here

Paste Here

l



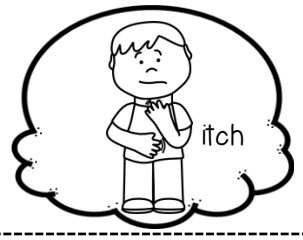













©Andrea Marchildon 2017

Name: _____

Unit 5, Week 3

Real or Silly Scoops

Directions: Cut and paste each ice cream scoop onto the correct ice cream cone. Then color the scoops by the color code.

Paste Here	Paste Here
Paste Here	Paste Here
Paste Here	Paste Here
Paste Here	Paste Here

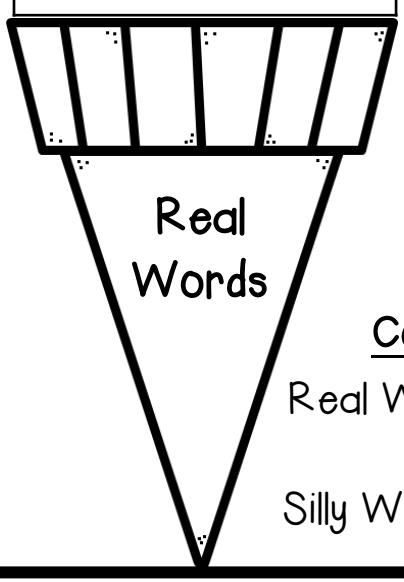

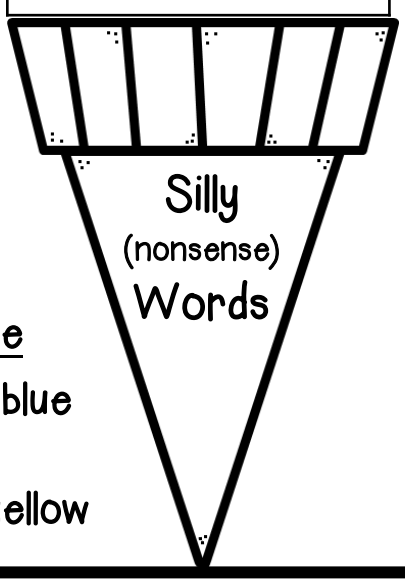

Color Code

Real Words = **blue**

Silly Words = **yellow**

©Andrea Marchildon 2017



Name: _____

Simple Sentences

Read it.

The rat had a nap.



Trace it.

The rat had a nap.

Write it.

Build it.

©Andrea Marchildon 2017

Cut.

rat	a	had	The	nap.

Name: _____

Simple Sentences

Read it.

Max sat on a log.



Trace it.

Max sat on a log.

Write it.

Build it.

©Andrea Marchildon 2017

Cut.

sat	Max	on	log.	a

Name: _____ Unit 5, Week 3

Ending Punctuation

Directions: Read each sentence. Decide whether it is a telling or asking sentence. Cut and paste the proper punctuation mark next to each sentence.
*The black dot is there to help you with one-to-one reading correspondence.

Do you see the red fish • • • • • •	Paste Here
I have a bad rash • • • • •	Paste Here
Did you sit in the mud • • • • • •	Paste Here
The fox sat in the sun • • • • • •	Paste Here
Rob has gum in his bag • • • • • •	Paste Here

©Andrea Marchildon 2017

.	.	.	?	?

Name: _____

Practice Time



Trace it.

from from from

Write it.

Color it.

from from from

Circle it.

from	to			from
you		from	the	
	his			
from		is		**from**

Use it in a sentence.

That hat is _____ my mom.

©Andrea Marchildon 2017

Name: _____

Unit 5, Week 4

Beginning Sounds

Directions: Cut and paste the ice cream scoops onto the correct beginning sound cone. Color the pictures.

Paste Here

Paste Here

m

Paste Here

Paste Here

n

Paste Here

Paste Here

o

Paste Here

Paste Here

p





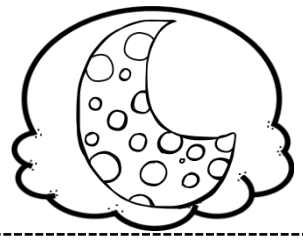











©Andrea Marchildon 2017

Name: _____

I Can Write Sentences

Directions: Look at each picture and write a sentence to match each one.



spaces

tap out /c/ /a/ /t/

I see a cat.

capital

period

Sentence Check

- ❑ I began each sentence with a capital letter.
- ❑ I ended each sentence with a period.
- ❑ I tapped out words.
- ❑ I have spaces in between my words.

1



2



3



©Andrea Marchildon 2017

Name: _____ Unit 5, Week 4

Let's Write Sentences

Directions: Read each sentence. Circle the words that need a capital letter. Then rewrite each sentence correctly with capital letters and ending punctuation.

1. that is not my hat

2. this cap is for meg

3. did ben get a pig

4. are ted and max pals

©Andrea Marchildon 2017

Name: _____

Unit 5, Week 4

Let's Sort

Directions: Read the words. Use the color code to color the pictures. Paste the pictures under the correct column.

Color Code
Real Words = yellow Silly (nonsense) Words = red

Real Words	Silly Words
Paste Here	Paste Here
Paste Here	Paste Here
Paste Here	Paste Here
Paste Here	Paste Here

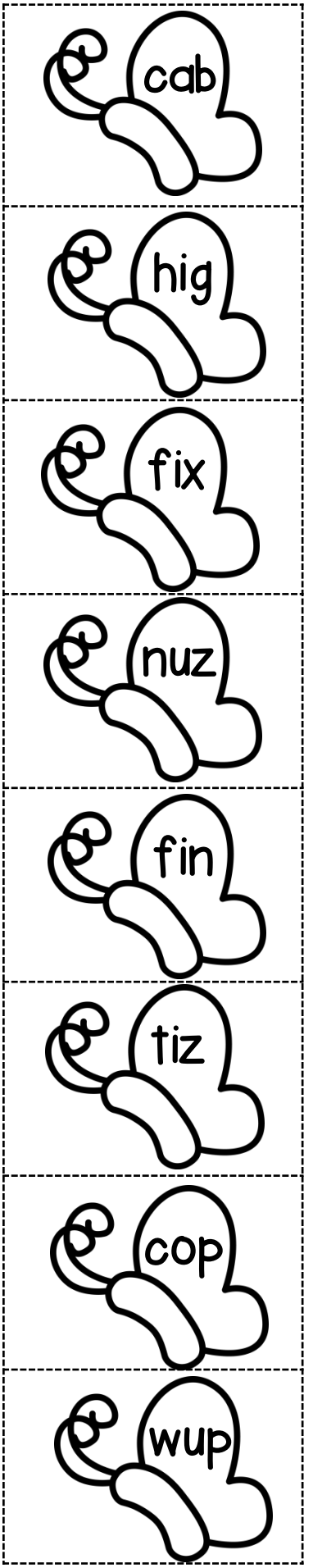

©Andrea Marchildon 2017

Name: _____

Unit 5, Week 4

Practice Time



Trace it.

by by by

Write it.

Color it.

by by by

Circle it.

of	by	to		by
he			**by**	his
	by	**has**		
as				**by**

Use it in a sentence.

The cat sat _____ the pup.

©Andrea Marchildon 2017

Name: _____

Unit 5, Week 4



Practice Time

Trace it.

my my my

Write it.

Color it.

my my my

Circle it.

of	my	to	my	
he			**my**	his
	my	**my**		
as				**by**

Use it in a sentence.

This is _____ pet fish.

©Andrea Marchildon 2017

Name: _____

Practice Time

Directions: Read the words. Color in the boxes using the color code.

Color Code

by = red	my = blue

by	my	my	by
by	my	by	my
my	by	by	my

Directions: Read each sentence. Fill in the missing trick word: **by** or **my**.

1. He has ___ ___ map.
2. She sat ___ ___ my pup.
3. Meg has ___ ___ red sack.
4. The cat sat ___ ___ me.

©Andrea Marchildon 2017

Name: _____ Unit 5, Week 5

Beginning Sounds

Directions: Cut and paste the ice cream scoops onto the correct beginning sound cone. Color the pictures.

Paste Here

Paste Here

q

Paste Here

Paste Here

r

Paste Here

Paste Here

s

Paste Here

Paste Here

t









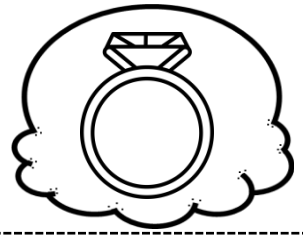







©Andrea Marchildon 2017

Name: _____

Rhyme Time



Directions: Read the first word in each row. Change the beginning sound to spell a new word that matches each picture. Remember all of the words need to rhyme in the row.

If I can spell  **rag** then I can spell...	 _____ _____	 _____ _____	 _____ _____
If I can spell  **sap** then I can spell...	 _____ _____	 _____ _____	 _____ _____
If I can spell  **can** then I can spell...	 _____ _____	 _____ _____	 _____ _____
If I can spell  **hop** then I can spell...	 _____ _____	 _____ _____	 _____ _____

©Andrea Marchildon 2017

Name: _____

Unit 5, Week 5

Match It Up

Directions: Look at each picture. Say the name of the picture, tap it out, and draw a line to the correct word.



bag
van
sun
top
man
pan

©Andrea Marchildon 2017

Name: _____ Unit 5, Week 5

Directions: Look at each picture. Sound out the word. Color the 3 letters in that spell the word. Write the word on the line.

Example:  c a o t cat

Picture	Color the Letters	Write the Word
	h o p a	
	n a e t	
	m o p n	
	f a o n	

©Andrea Marchildon 2017

Name: _____

Say it, Tap it, Spell it!



Directions: Look at the first picture in each row. Say the word and tap out each sound. Circle the correct spelling.

Example: 	/h/ /e/ /n/	**hen**	han	hin
	rach	rash	rush
	chip	ship	shop
	fash	fich	fish
	chin	shin	chan

©Andrea Marchildon 2017

Name: _____

Real vs. Nonsense Words

Directions: Read the words below. Sort the real and nonsense words. Cut and paste them into the correct boxes.

Real Words	Nonsense Words



©Andrea Marchildon 2017

fip	yes	nop	fax
hig	pal	sheb	thin

Name: _____



Practice Time

Trace it.

do do do

Write it.

Color it.

do do do

Circle it.

of	do	to		do
he			**by**	his
	by	**do**		
do				**do**

Use it in a sentence.

_____ you like gum?

©Andrea Marchildon 2017

Name: _____

Unit 5, Week 6

Let's Sort

Directions: Cut and paste the ice cream scoops onto the correct ice cream cone. Color the pictures.

Paste Here

u

Paste Here

v

Paste Here

w

Paste Here

x

Paste Here

y

Paste Here

z







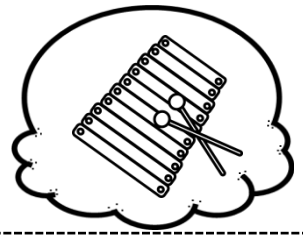





©Andrea Marchildon 2017

Name: _____ Unit 5, Week 6

Let's Write Sentences

Directions: Read each sentence. Circle the words that need a capital letter. Then rewrite each sentence correctly with capital letters and ending punctuation.

1. the wig is on peg

2. the pig had fun

3. the bug is in the net

4. ben is not mad

©Andrea Marchildon 2017

Name: _____ Unit 5, Week 6

Ending Digraphs

Directions: Look at each picture. Say and tap out the sounds and write the ending digraph on the last card. Write the word on the line. Underline the digraph.

Example: 	r a sh	rash
	w a	
	d u	
	s o	
	b u	
	p a	

©Andrea Marchildon 2017

Name: _____

Scrambled Up Sentences



Directions: Unscramble the words to make a complete sentence. Remember to begin your sentence with a capital letter and end it with a period.

Example:

T he | cat | is | fat | .

fat. The is cat

Seth not mad. is

a vet. Kim is

Meg wig. has one

©Andrea Marchildon 2017

Name: _____

Read and Draw

Directions: Read each sentence. Draw a picture to match.

Jack has one pet fish.	I have a red pen.
The pig has a wig.	Seth is sad.

©Andrea Marchildon 2017

Name: _____ Unit 5, Week 6

Ending Punctuation

Directions: Read each sentence. Decide whether it is a telling or asking sentence. Cut and paste the proper punctuation mark next to each sentence.
*The black dots are there to help with one-to-one reading correspondence.

Do you see the fog • • • • •	Paste Here
She has a red bib • • • • •	Paste Here
Did you see the big bug • • • • • •	Paste Here
I went on the path • • • • •	Paste Here
Ted had a sip of pop • • • • • •	Paste Here

©Andrea Marchildon 2017

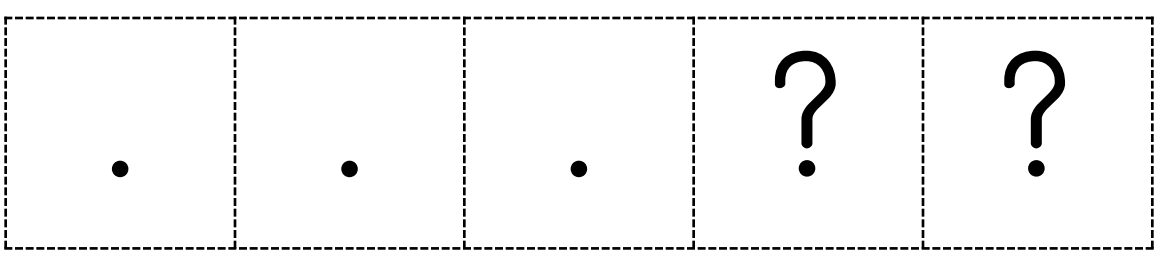

Name: _____

Practice Time



Trace it.

one one one

Write it.

Color it.

one one one

Circle it.

the	one			one
for		she	one	
	one			
he		one		**me**

Use it in a sentence.

I have _____ red pen.

©Andrea Marchildon 2017

Name: _____ Unit 5



Dictation

Sounds

1. 2. 3.

Current Words

1.

2.

3.

Review Words

1.

2.

3.

Sentence

1.

©Andrea Marchildon 2017

Name: _____

A to Z MAZE

Directions: Trace each letter to help the frog find the pond.

a	b	c	d	e	f
					g
m	l	k	j	i	h
n					
o	p	q	r	s	t
					u
	z	y	x	w	v



©Andrea Marchildon 2017

Name: _____ Unit 5

Tap it Out

Directions: Look at each picture. Say and tap out the sounds. Write the sounds you hear on the cards. The first letter is done for you.

Hint: Each word has a digraph.

Example 	sh i p	ship
	b	
	b	
	s	
	s	

©Andrea Marchildon 2017

Name: _____

Building Words



Directions: Cut the letters out at the bottom of the page. See how many short vowel words you can make. Write them down.

1. _____

2. _____

3. _____

4. _____

5. _____

6. _____

7. _____

8. _____

9. _____

10. _____

©Andrea Marchildon 2017

p	a	t	s	e
b	m	o	c	n

Informational Text

Name: _____ Date: _____

Title: _____

3 facts from the book:

What did you learn?

I learned



©Andrea Marchildon 2017

Let's Retell

Book Title

Characters

Setting



Middle

Beginning

End

Rate the Book

Great

Okay

Not Great

©Andrea Marchildon 2017

Level K Unit 5 Phonics Practice Pack

©Andrea Marchildon 2017

Terms of Use:

This download is for one personal classroom use only. You are not permitted to resell or share this file. If you would like to direct other people to this file, please send them to my Teachers Pay Teachers store. If you would like to share this file, you can purchase a multi-use license at a reduced cost through TpT.

Thank you so much for your purchase. I hope you enjoy it and find it helpful. Please feel free to contact me if you have any questions.

tricksofthetradeinfirstgrade@gmail.com

For more resources check out my TpT store, Facebook, and my blog.

Facebook

Tricks of the Trade in First Grade

Pinterest

Credits

WHIMSY CLIPS

EduClips

I'm Lovin' Lit

Clips by: The Leap Ladyz

Creative Clips by Krista Wallden

FONTS 4 TEACHERS Download

MyCuteGraphics

More Resources



