K Math Journal

25 Activities



review refine expand

©2016tunstall'steachingtidbits

Interactive Journal

For these pages, students will cut and paste the activities into a math journal. Each page contains the directions needed to complete the activity. These activities are meant to be independent over time. Begin by working through them together. Teach gluing, folding, and cutting slowly over time. Use these activities as a follow up to previously learned concepts. I use these in my guided math rotations as review and application. Past and present math concepts remain fresh and relevant with these daily activities. Prep as much as you need to help your students become independent. Overtime, you will not need to prep and help because students will know the formatting and can be successful!

Helpful Tips:

- Make an example journal (without answers) to keep out for reference and for self-checking. It will eliminate a lot of questions your students may have while you are trying to work with a small group.
- Activities fit in composition books or spiral notebooks.

Talk about how to cut on **dotted lines** and fold on **solid lines**. Also, teach where to put glue and how to fold flaps. If the journal activities are not yet concepts your students are independent with, you can do them as guided practice or in a small group.

- Add bright or colored paper to make it high interest!

©2016tunstall'steachingtidbits

Example Activities

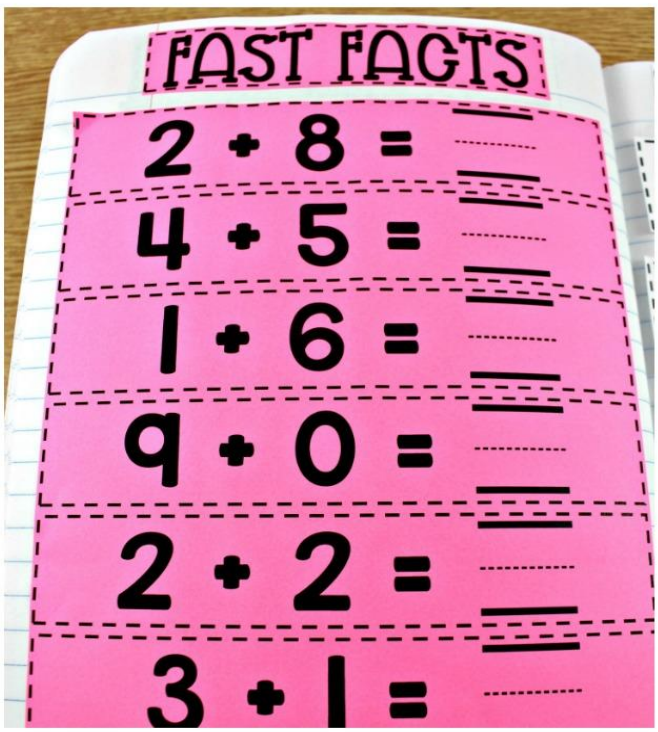





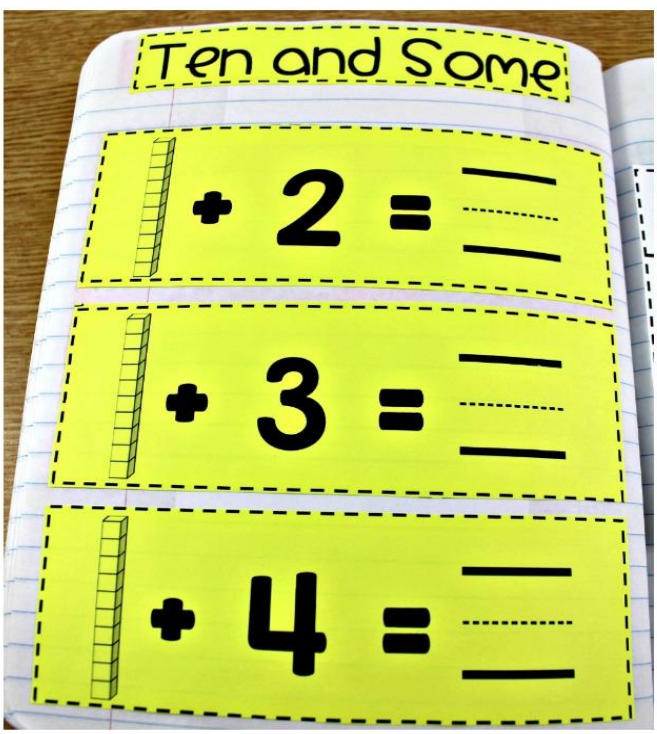

©2016tunstall'steachingtidbits

Example Activities





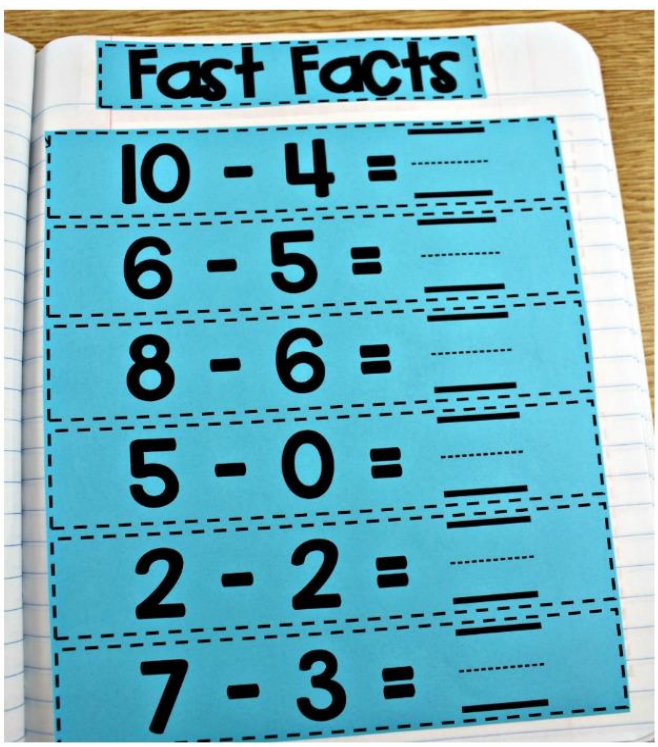

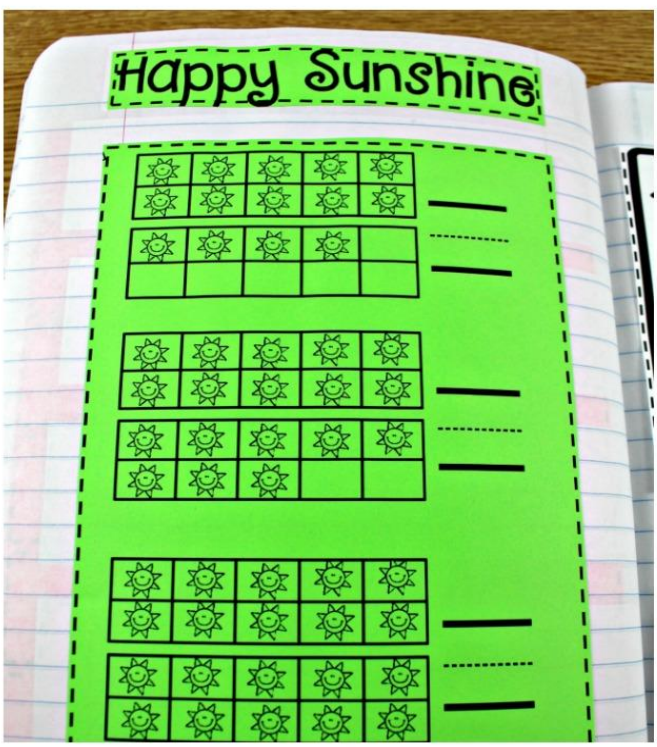

©2016tunstall'steachingtidbits

Example Activities









©2016tunstall'steachingtidbits

Example Activities







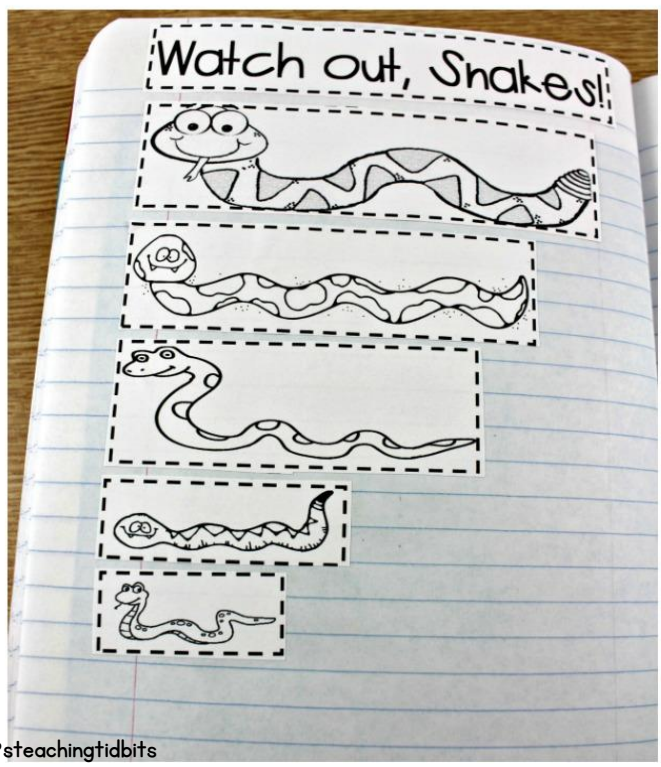

©2016tunstall'steachingtidbits

Shade the Shell

Color in the correct number of shells.









©2016tunstall'steachingtidbits

Thirty to Forty

Practice writing your numbers to 30. Then practice them to 40.



1									
									30

1									
									40

©2016tunstall'steachingtidbits

What's Missing?

Find the numbers that are missing. Glue them in the boxes. Trace the numbers.

	19	20
21	22	
28		30
	25	26

29 24 23 18

©2016tunstall'steachingtidbits

Sandbox

Cut out the numbers. Look at the number. Is it more or less than 10? Put it in the correct box.

more than	less than
	
10	10

6	19	15	0	9	3	4	5	2	11
7	18	20	12	8	1	16	13	14	17

©2016tunstall'steachingtidbits

Math Picture

Color, cut, and glue some ants around the picnic basket. Then write how many you used in your picture.







©2016tunstall'steachingtidbits

Part Part Whole

Fill in the ten frame and number bond to show the missing part to make a ten.



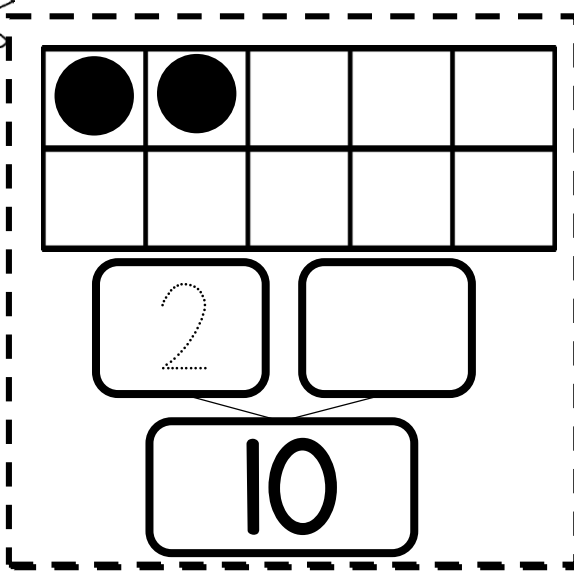

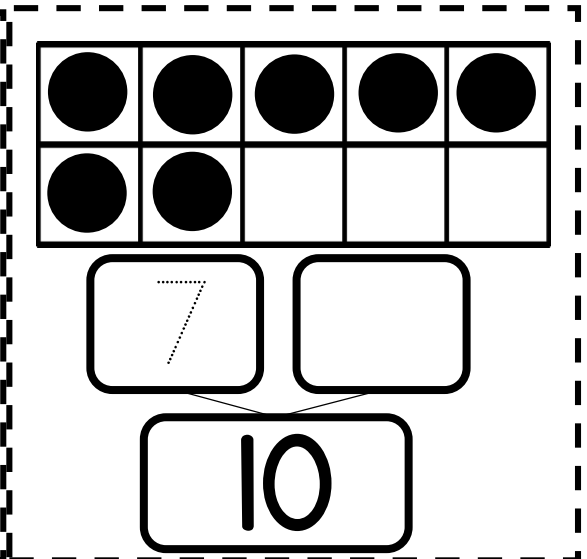

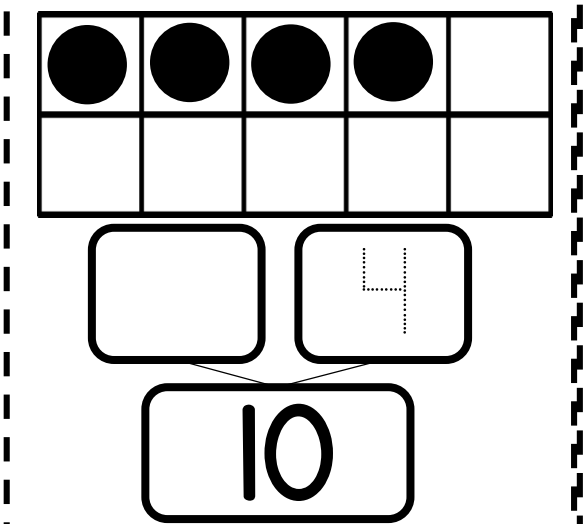

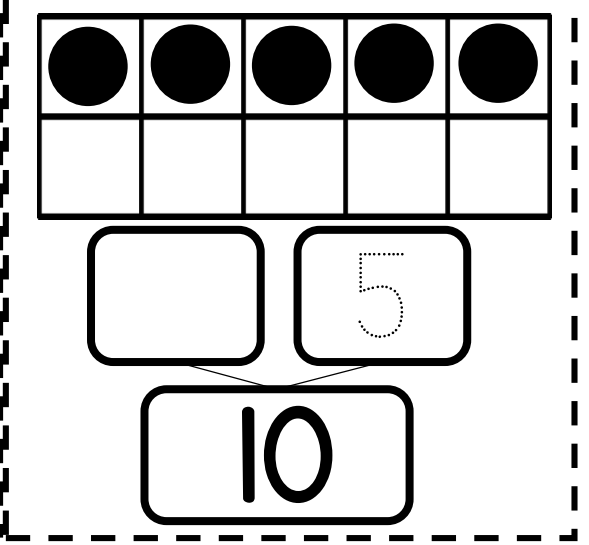

©2016tunstall'steachingtidbits

Time Will Tell

Write the digital time for each analog clock.









©2016tunstall'steachingtidbits

Pair-o-dice

Cut out the flip flops. Glue the correct number. Try putting them in pairs!

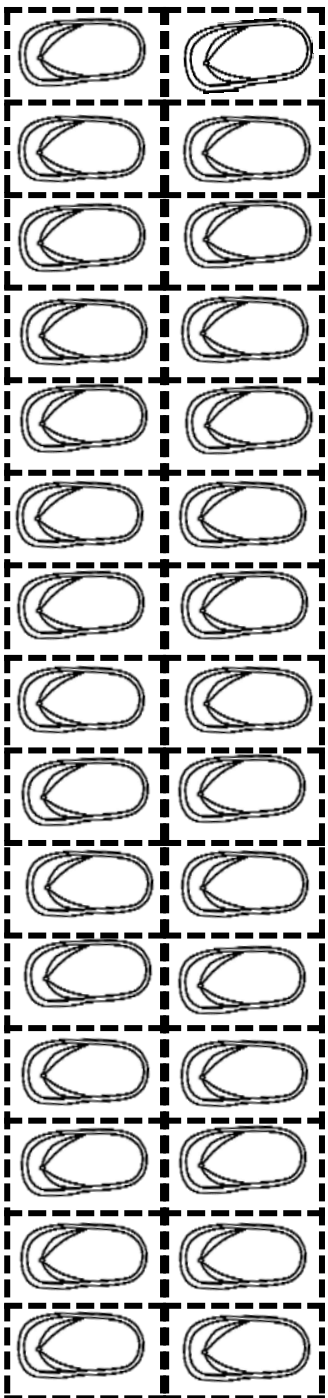







©2016tunstall'steachingtidbits

teen numbers

Look at the number. Color in the ten and ones to make that number.



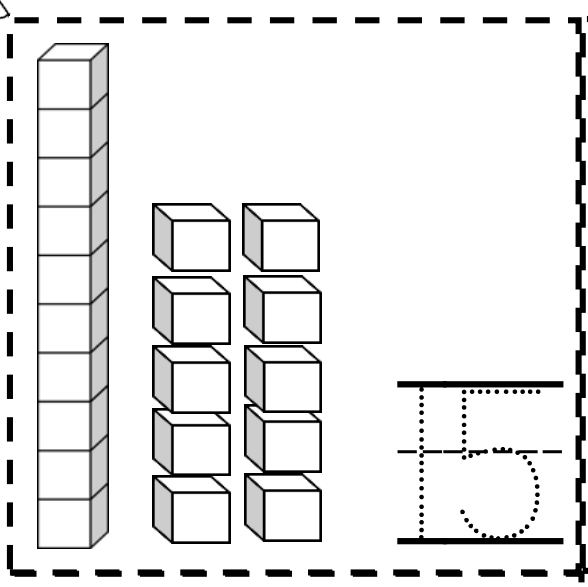

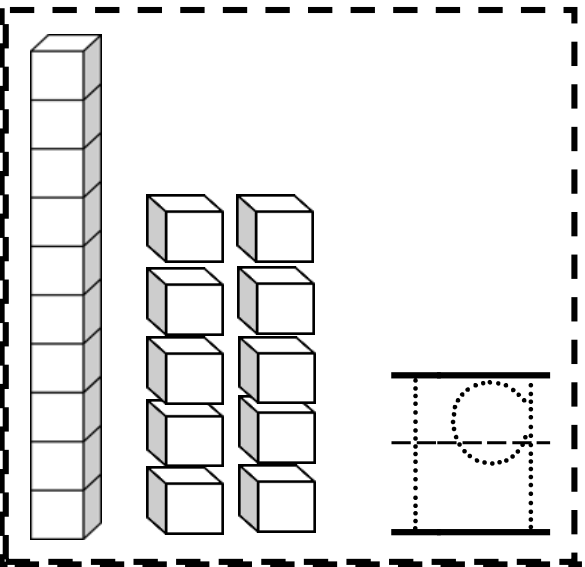

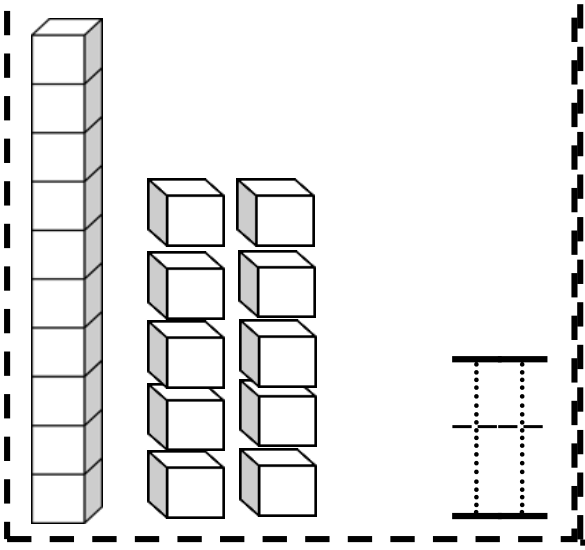

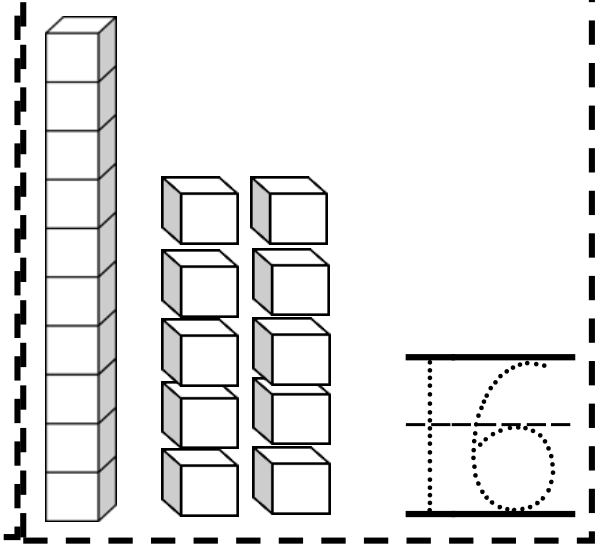

©2016tunstall'steachingtidbits

Find, Color, and Count

Find the pictures in the scene, color them, then write how many.











©2016tunstall'steachingtidbits

Tens and Ones

Cut on the dotted lines and fold on the solid lines. Cut and glue the boxes under the correct category.

ten and ones	ones

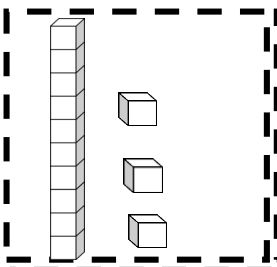
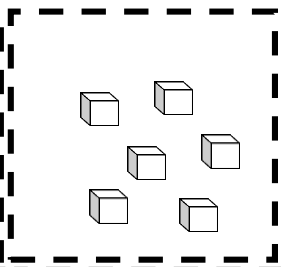
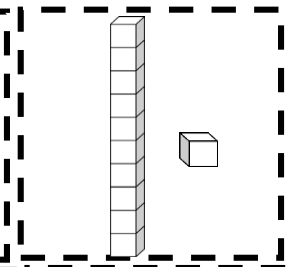
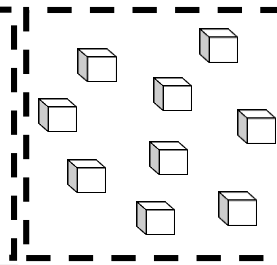
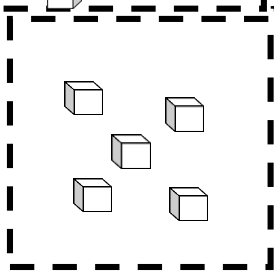
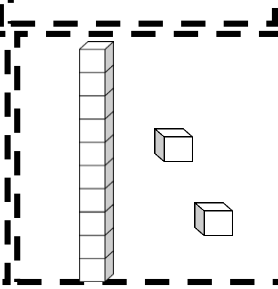
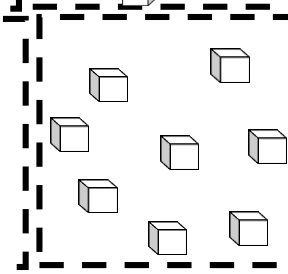
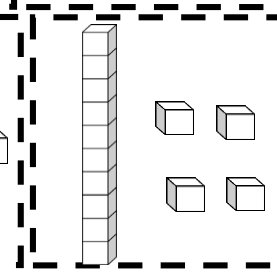

©2016tunstall'steachingtidbits

Ten and Some

Color the group of ten then count up to find the total number. Write the sum.



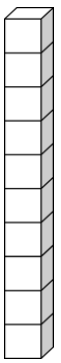

+ 3 = ____

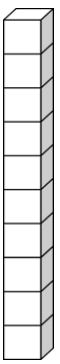

+ 4 = ____

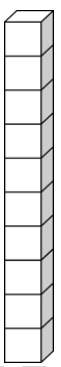

+ 2 = ____

©2016tunstall'steachingtidbits

Which Has More?

Color the jar that you think has more.



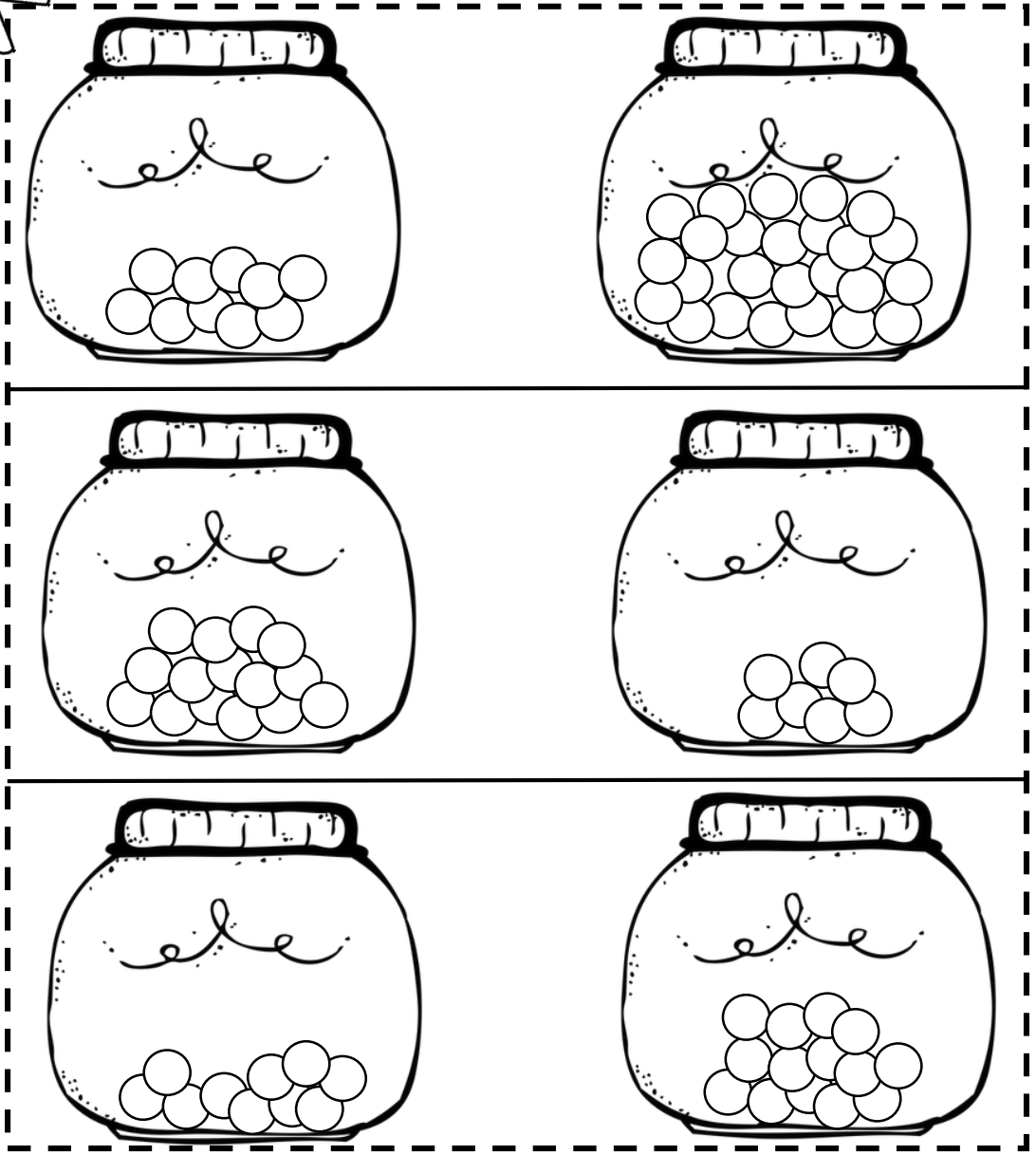

©2016tunstall'steachingtidbits

Eat 'Em Up

Write the difference of the subtraction sentences.



- 4 = ____



- 2 = ____



- 0 = ____

©2016tunstall'steachingtidbits

Ten or More

Cut on the dotted lines and fold on the solid lines. Glue down the titles on the flaps. Under each flap, glue down the correct items.

Ten or More

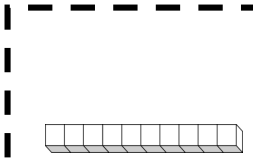

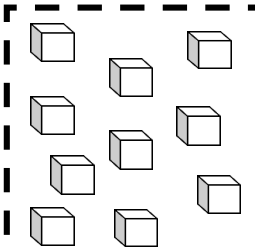

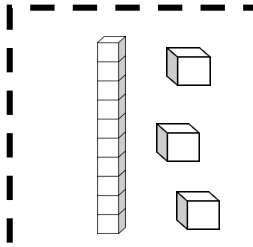

ten

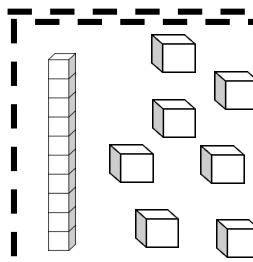

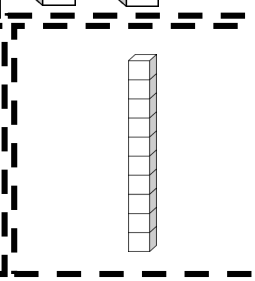

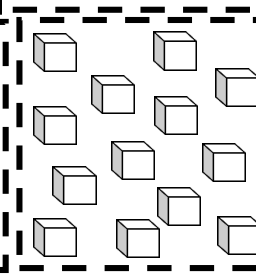

more

©2016tunstall'steachingtidbits

FAST FACTS



Look at the addition sentence. Write the sum.

2 + 8 = _____

4 + 5 = _____

1 + 6 = _____

9 + 0 = _____

2 + 2 = _____

3 + 1 = _____

©2016tunstall'steachingtidbits

Wacky Watermelon

Draw in the number of seeds on the slice of watermelon.

Circle the group of ten and count up from there.



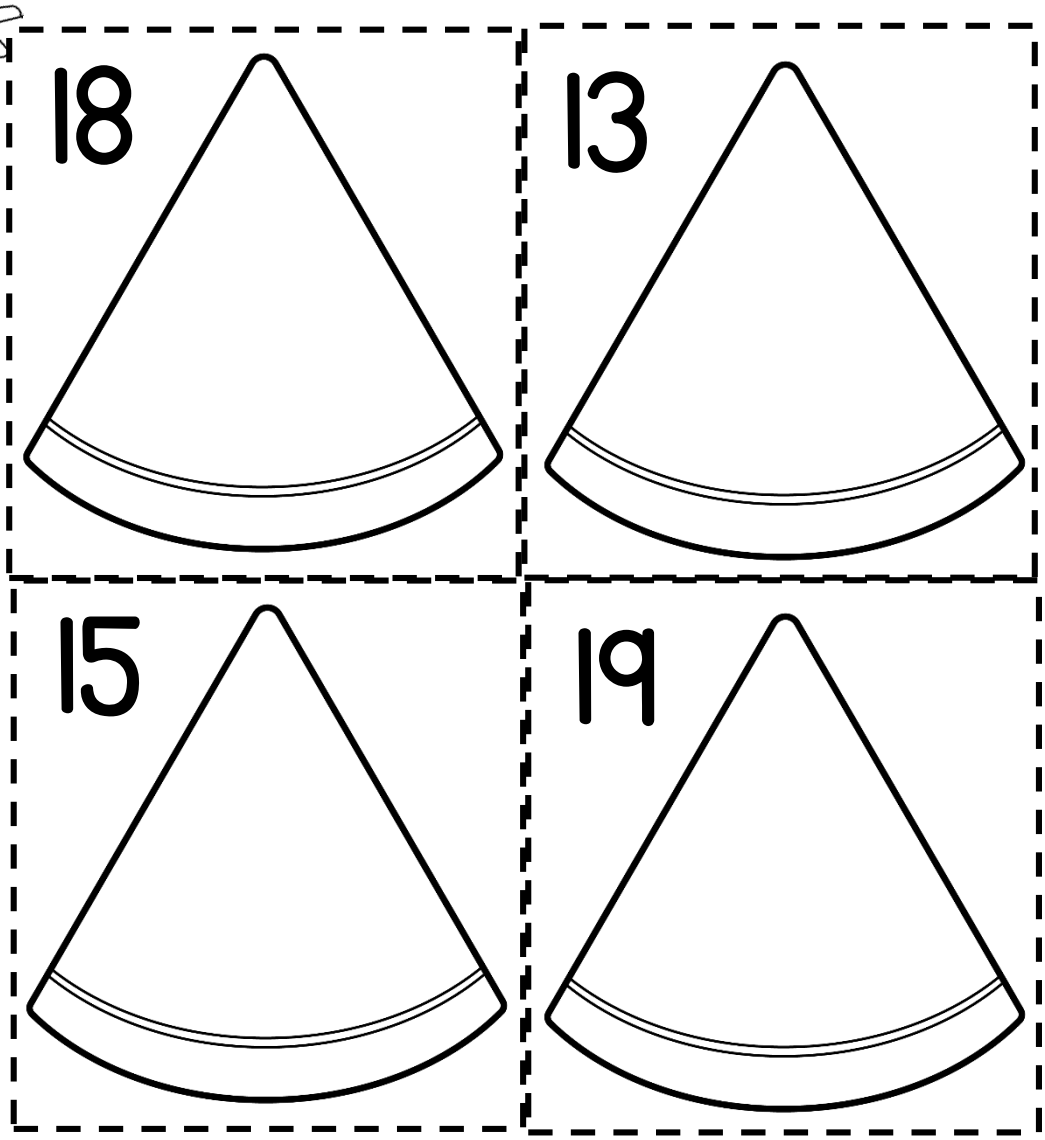

©2016tunstall'steachingtidbits

Happy Sunshine

Write the numeral next to the frame.



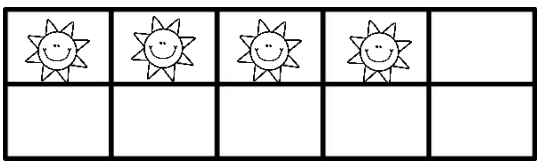

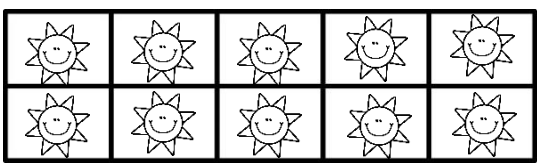



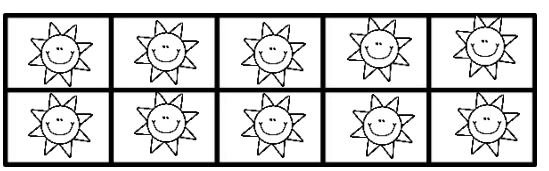

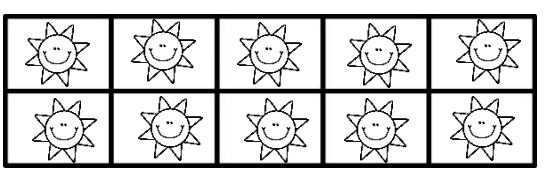

©2016tunstall'steachingtidbits

Watch out, Snakes!

Cut and glue the snakes from shortest to longest.



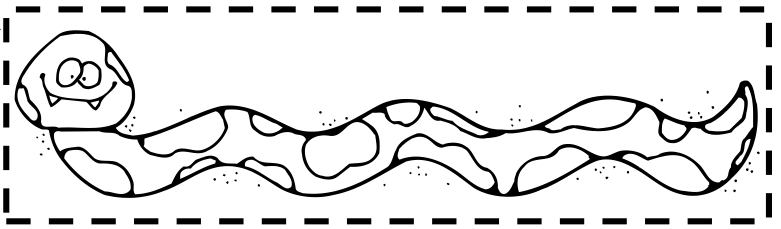

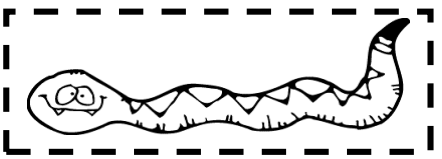



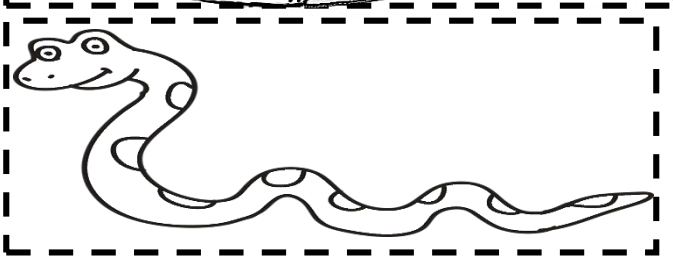



©2016tunstall'steachingtidbits

Fast Facts

Look at the subtraction sentence. Write the difference.



10 - 4 = ____

6 - 5 = ____

8 - 6 = ____

5 - 0 = ____

2 - 2 = ____

7 - 3 = ____

©2016tunstall'steachingtidbits

Growing Strawberries

Make a pop-up by cutting around the dotted lines and folding on the solid lines. Glue down the blank side. Color a group of ten and count up to find the total number. Write the number on the inside of the flap.









©2016tunstall'steachingtidbits

Build It Up

Cut on the dotted lines and fold on the solid lines. Cut out the tens and ones and glue them under the numbers.

18	11	15	17

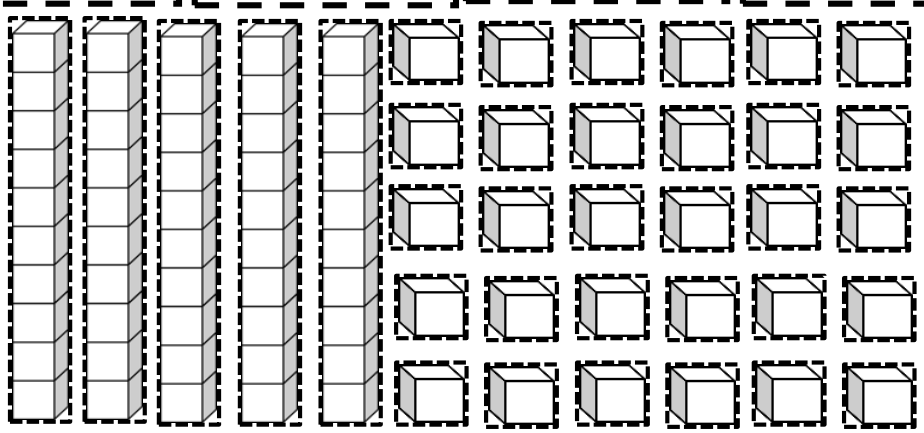

©2016tunstall'steachingtidbits

X Marks the Spot

Look at the pictures. Put a red X on the one that does not belong. Be sure to explain why!





©2016tunstall'steachingtidbits

Color By Dots

Color each number according to the key.

1 yellow

2 blue

3 orange

4 green

5 purple

6 brown



©2016tunstall'steachingtidbits

word problem

Ken has 35 cents to buy an ice cream cone. Jen has 25 cents. Who has more money?



word problem

Ken has 35 cents to buy an ice cream cone. Jen has 25 cents. Who has more money?



word problem

Ken has 35 cents to buy an ice cream cone. Jen has 25 cents. Who has more money?



word problem

Ken has 35 cents to buy an ice cream cone. Jen has 25 cents. Who has more money?



word problem

Ken has 35 cents to buy an ice cream cone. Jen has 25 cents. Who has more money?



word problem

Ken has 35 cents to buy an ice cream cone. Jen has 25 cents. Who has more money?



word problem

Ken has 35 cents to buy an ice cream cone. Jen has 25 cents. Who has more money?



word problem

Ken has 35 cents to buy an ice cream cone. Jen has 25 cents. Who has more money?



word problem

Ken has 35 cents to buy an ice cream cone. Jen has 25 cents. Who has more money?



word problem

Ken has 35 cents to buy an ice cream cone. Jen has 25 cents. Who has more money?





©2016tunstall'steachingtidbits

word problem

Draw tens and ones for these numbers:

15
18
12

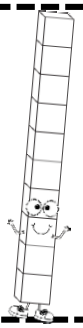

word problem

Draw tens and ones for these numbers:

15
18
12

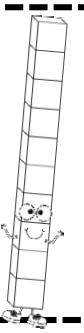

word problem

Draw tens and ones for these numbers:

15
18
12

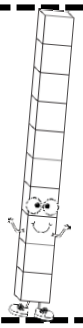

word problem

Draw tens and ones for these numbers:

15
18
12

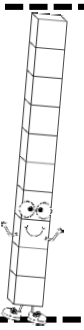

word problem

Draw tens and ones for these numbers:

15
18
12

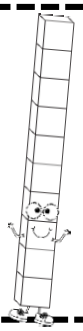

word problem

Draw tens and ones for these numbers:

15
18
12

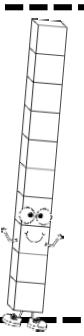

word problem

Draw tens and ones for these numbers:

15
18
12

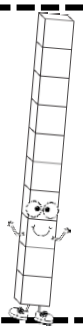

word problem

Draw tens and ones for these numbers:

15
18
12

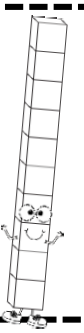

word problem

Draw tens and ones for these numbers:

15
18
12

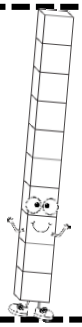

word problem

Draw tens and ones for these numbers:

15
18
12



©2016tunstall'steachingtidbits

Journals pair nicely with Kindergarten Math Lessons



©2016tunstall'steachingtidbits

Thank You!

CREDITS













I HOPE YOU ENJOY USING THIS PACKET IN YOUR CLASSROOM! YOU HAVE BOUGHT THE RIGHTS TO USE THIS PACKET IN A SINGLE CLASSROOM. IF YOU PLAN TO SHARE THIS PACKET YOU WILL NEED TO PURCHASE A MULTIPLE CLASSROOM LICENSE ON TPT.

©2016tunstall'steachingtidbits