

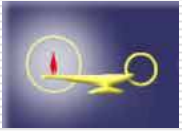




# Agenda

---

- ☐ Legal requirements
- ☐ Review of long-range facility planning process
- ☐ Community involvement
- ☐ How facility improvements serve educational needs
- ☐ Facility studies findings



# Agenda

---

- ☐ Scope of improvements
- ☐ Financial implications
- ☐ Yellow Ribbon Task Force recommendation
- ☐ Public comments
- ☐ Board action





# Facility Planning Process

---

Facility & demographic studies	2005-2006
Meetings with community leaders	July – Oct.
Education Task Force meets	Aug. – Oct.
Financial Task Force meets	Oct. – Jan.
Community Forums	Sept., Jan.
Yellow Ribbon Task Force meets	Oct. - Jan.
Long-range plan presented to school board	February



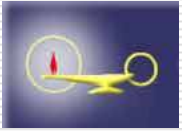










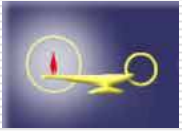


# Condition Assessments

---

- ❑ 85% building conditions are unsatisfactory, poor or fair
- ❑ Most problems are infrastructure





# Issues Identified

---



- ❑ 58% need heating systems replaced
- ❑ 36% have roofs near or past end of service life



# Issues Identified

---



- ❑ 60% Have plumbing systems beyond service life
- ❑ 46% Need new windows or have single pane or un-insulated windows



# Issues Identified

---

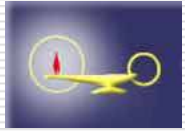
- ❑ 25% Need more electrical outlets or circuits
- ❑ 21% Need lighting upgrades







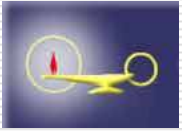




# 23 priority scope items from the New Yellow Option

---

- |  |   |
|--|---|
| <input type="checkbox"/> New Facilities (Science Tech and Consolidations/Closings) | <input type="checkbox"/> New Computer Labs                        |
| <input type="checkbox"/> Full-Day Kindergarten                                     | <input type="checkbox"/> Expand Clinics                           |
| <input type="checkbox"/> Pre-K Space   | <input type="checkbox"/> Additional Science Labs                  |
| <input type="checkbox"/> Special Education Space                                   | <input type="checkbox"/> Pedestrian/Vehicular                     |
| <input type="checkbox"/> Art Rooms   | <input type="checkbox"/> Utilities                                |
| <input type="checkbox"/> MS/HS Art and Music Room Storage                          | <input type="checkbox"/> Building Demolition and Site Development |
| <input type="checkbox"/> Music Rooms   | <input type="checkbox"/> Heating, Air Conditioning, Ventilation   |
| <input type="checkbox"/> Enlarge Existing General Classrooms                       | <input type="checkbox"/> Roof Replacement                         |
| <input type="checkbox"/> General Classrooms (Wayne only)                           | <input type="checkbox"/> Elevators                                |
| <input type="checkbox"/> Expand Computer Labs                                      | <input type="checkbox"/> Curtainwall                              |
|  | <input type="checkbox"/> Telecomm Upgrades                        |
|  | <input type="checkbox"/> Plumbing Piping Replacement              |
|  | <input type="checkbox"/> Condition Improvements                   |



# Proposed Scope by School

---

Sequencing \$500 million includes:

- ☐ Addressing worst condition buildings first
- ☐ When a building is started, the scope identified in the following powerpoint is included
- ☐ Five years of project starts completed by Dec. 2014
- ☐ 42 buildings impacted (71%)



# Projects that Begin in 2007

---

SCHOOL	ESTIMATED PROJECT COSTS <u>WITH INFLATION</u>
<input type="checkbox"/> Adams Elementary School	\$ 7,851,126
<input type="checkbox"/> Lakeside Middle School	\$ 15,426,763
<input type="checkbox"/> Snider High School	\$ 40,106,110
<input type="checkbox"/> St. Joseph Central ES	\$ 6,838,135
<input type="checkbox"/> Study Elementary School	<u>\$ 18,711,000</u>
<i>Subtotal</i>	<i>\$ 88,933,134</i>



\$7,851,126  
Project costs with inflation

# Adams Elementary School



## General Improvements

Improved to like new  
Fire sprinklers added  
ADA improvements

## Site

Resurface existing parking  
Upgrade playgrounds

## Educational Spaces

Additional Pre K and special education space  
Additional art room  
Enlarged existing general classrooms  
Kitchen renovation\*  
Expanded computer lab  
New media center  
New distance learning room  
Expanded clinic  
Expanded teaching collaboration areas  
New parent /community room  
Expanded support space

## Infrastructure

HVAC improvements  
Add elevator  
Telecomm system upgrades  
Plumbing piping replacement  
Replace roof

\* If critical and budget permitting



\$15,426,763  
Project costs with inflation

# Lakeside Middle School



## General Improvements

Improved to like new  
Fire sprinklers added  
ADA improvements

## Site

Resurface existing parking  
Improve pedestrian/vehicular  
circulation

## Educational Spaces

Additional art and music room storage  
Enlarged existing general classrooms  
Kitchen renovation\*  
New gymnasium  
Additional vocational space  
New distance learning room  
Expanded clinic  
Expanded teaching collaboration areas  
New parent /community room  
Expanded administration & support space\*

## Infrastructure

Add air conditioning	Replace roof
HVAC improvements	Add elevator
Upgrade curtain wall and/or add walls to open concept rooms	
Telecomm system upgrades	
Plumbing piping replacement	

\* If critical and budget permitting



\$40,106,110  
Project costs with inflation

# Snider High School



## General Improvements

Improved to like new  
Fire sprinklers added  
ADA improvements

## Site

Resurface existing parking,  
add new parking  
Improve  
pedestrian/vehicular  
circulation

## Educational Spaces

Additional art and music room storage  
Additional performing arts support space (not  
auditorium)  
Kitchen renovation\*  
Additional vocational space  
New distance learning room  
Expanded clinic  
Expanded science labs  
Expanded teaching collaboration areas  
New parent /community room  
Expanded administration & support space\*

## Infrastructure

HVAC improvements  
Replace roof  
Add elevator  
Telecomm system upgrades  
Plumbing piping replacement

\* If critical and budget permitting





# Projects that Begin in 2008

---

SCHOOL	ESTIMATED PROJECT COSTS <u>WITH INFLATION</u>
<input type="checkbox"/> Bloomingdale Elementary School	\$ 606,375
<input type="checkbox"/> Jefferson Middle School	\$ 13,349,882
<input type="checkbox"/> New Elementary School	\$ 19,040,175
<input type="checkbox"/> New Science & Technology Center	\$ 36,382,500
<input type="checkbox"/> Scott Academy	\$ 20,255,957
<input type="checkbox"/> Weisser Park Elementary School	<u>\$ 14,309,085</u>
Subtotal	\$103,943,974



\$36,382,500  
Project costs with inflation

# New Science & Technology Center

---

**A New Science & Technology Center to be constructed on an unidentified site.**

- **110,000 s.f. facility including**
- **Classrooms**
- **Labs**
- **Technology**
- **Support Space**
- **Mechanical**
- **Serves as**
  - **Career and Technical Education in Northeast Indiana**
  - **A bridge in the community for education development, workforce development and economic development**



# Projects that Begin in 2009

---

SCHOOL	ESTIMATED PROJECT COSTS <u>WITH INFLATION</u>
<input type="checkbox"/> Anthis Automotive Center CTE	\$ 5,613,989
<input type="checkbox"/> Bunche Early Childhood Center	\$ 3,852,401
<input type="checkbox"/> Croninger Elementary School	\$ 9,238,668
<input type="checkbox"/> Franke Park Elementary School	\$ 7,474,567
<input type="checkbox"/> Glenwood Park Elementary School	\$ 8,352,580
<input type="checkbox"/> Harrison Hill Elementary School	\$18,451,789
<input type="checkbox"/> Irwin Elementary School	\$12,327,209
<input type="checkbox"/> Lane Middle School	\$14,177,725
<input type="checkbox"/> Memorial Park Middle School	\$16,616,822
<input type="checkbox"/> Nebraska Elementary School	\$ 636,694
<input type="checkbox"/> Shambaugh Elementary School	\$ 8,904,240
<input type="checkbox"/> Washington Elementary School	<u>\$ 636,694</u>
Subtotal	\$106,283,378



# Projects to Begin in 2010

---

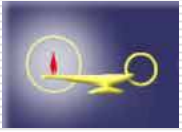
SCHOOL	ESTIMATED PROJECT COSTS <u>WITH INFLATION</u>
<input type="checkbox"/> Anthis Career Center CTE	\$ 21,422,561
<input type="checkbox"/> Haley Elementary School	\$ 10,094,656
<input type="checkbox"/> Harris Elementary School	\$ 10,340,188
<input type="checkbox"/> Lindley Elementary School	\$ 6,069,435
<input type="checkbox"/> Maplewood Elementary School	\$ 7,742,893
<input type="checkbox"/> Miami Middle School	\$ 16,879,269
<input type="checkbox"/> Pleasant Center Elementary School	\$ 668,528
<input type="checkbox"/> Price Elementary School	\$ 9,249,223
<input type="checkbox"/> Ward Educ Center	\$ 334,264
<input type="checkbox"/> Washington Center Elementary School	\$ 10,992,150
<input type="checkbox"/> Waynedale Elementary School	<u>\$ 7,111,215</u>
Subtotal	\$100,904,383



# Projects that Begin in 2011

---

SCHOOL	ESTIMATED PROJECT COSTS <u>WITH INFLATION</u>
<input type="checkbox"/> Abbett Elementary School	\$ 8,699,820
<input type="checkbox"/> Arlington Elementary School	\$ 9,960,216
<input type="checkbox"/> Blackhawk Middle School	\$ 13,525,935
<input type="checkbox"/> Fairfield Elementary School	\$ 12,589,368
<input type="checkbox"/> Northwood Middle School	\$ 13,564,543
<input type="checkbox"/> Shawnee Middle School	\$ 18,727,854
<input type="checkbox"/> Towles Intermediate School	\$ 16,390,224
<input type="checkbox"/> Young Early Childhood Center	<u>\$ 5,681,718</u>
Subtotal	\$ 99,139,678

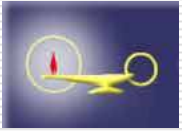


# Introduction

---

The facility needs at the following school buildings, which are of the type discussed for other school buildings earlier in this recommendation, may be addressed as a part of this Capital Improvements Program if the School Board and Administration determine that money is available to address these facility needs and will not hinder the School Corporation's ability to address the facility needs at the school buildings discussed earlier in this recommendation.





# Facilities that May Be Addressed

---

- ☐ Anthis Construction Trades CTE
- ☐ Brentwood Elementary School
- ☐ Buschor Hear Preschool ECE
- ☐ Forest Park Elementary School
- ☐ Holland Elementary School
- ☐ Indian Village Elementary School
- ☐ Kekionga Middle School
- ☐ Lincoln Elementary School
- ☐ Northcrest Elementary School
- ☐ Northrop High School
- ☐ Portage Middle School
- ☐ South Wayne Elementary School
- ☐ Wayne High School



# Summary by Year

---

	ESTIMATED PROJECT COSTS <u>WITH INFLATION</u>
<input type="checkbox"/> 2007	\$ 88,933,134
<input type="checkbox"/> 2008	\$ 103,943,974
<input type="checkbox"/> 2009	\$ 106,283,378
<input type="checkbox"/> 2010	\$ 100,904,383
<input type="checkbox"/> 2011	\$ 99,139,678
<input type="checkbox"/> <u>Balance</u>	<u>\$ 795,453</u>
Total not to exceed	\$500,000,000



# Spending Expectations

---

- These funds would be spent over 4 – 6 years on school improvement projects. It is possible that 2008 taxes would reflect some increase.

□	Year	Projects	Tax Impact	\$85,290 Home
■	2008:	\$ 88.9 million;	\$0.093 tax rate;	\$ 3.70/mo
■	2009:	\$103.9 million;	\$0.204 tax rate;	\$ 8.05/mo
■	2010:	\$106.3 million;	\$0.317 tax rate;	\$12.50/mo
■	2011:	\$100.9 million;	\$0.425 tax rate;	\$16.75/mo
■	2012:	\$ 99.9 million;	\$0.532 tax rate;	\$21.00/mo



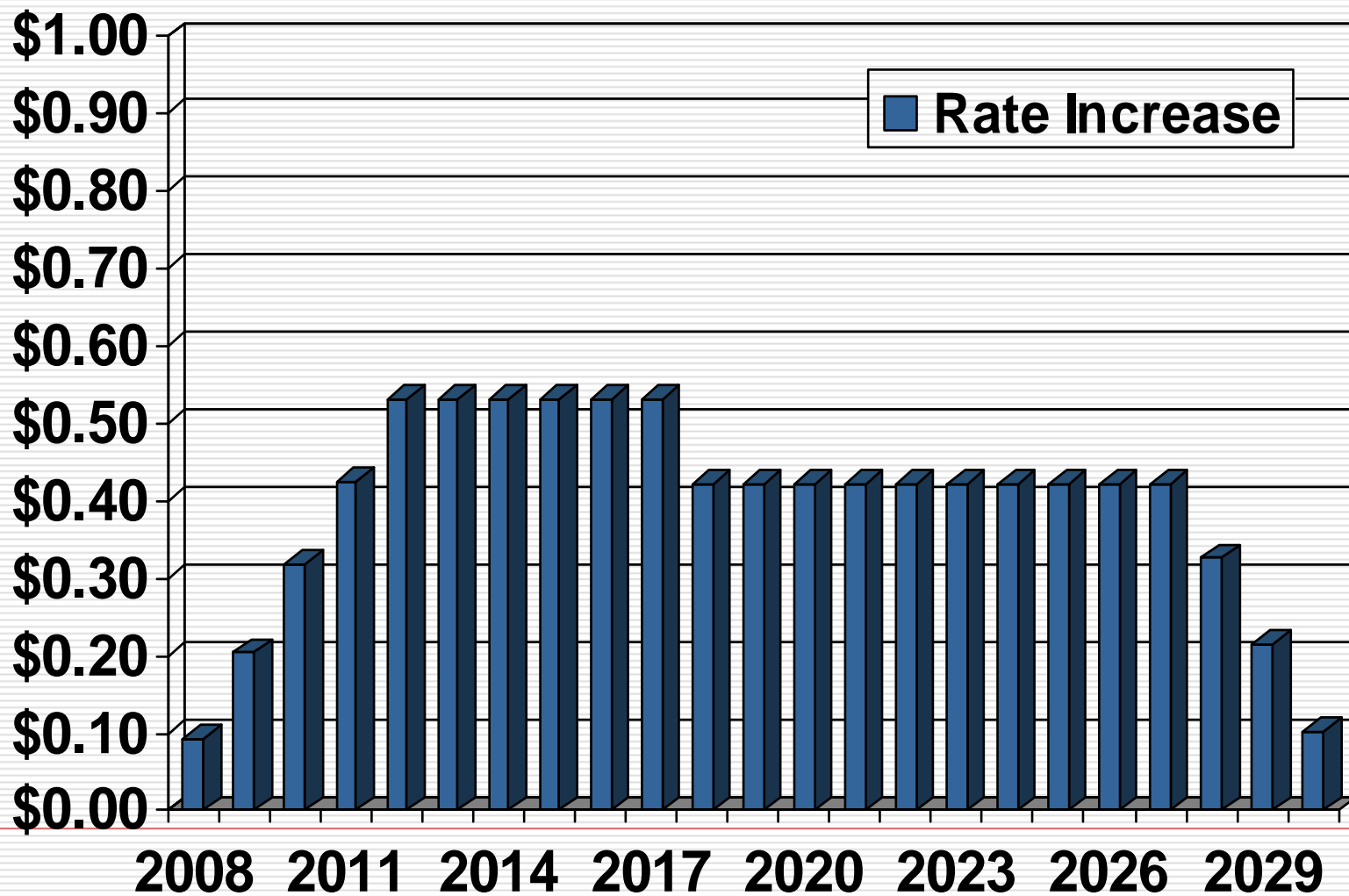
# Expected Tax Impact per Month

	Rate	\$85,290 Homest'd	\$100,000 Homest'd	\$138,000 Homest'd	\$200,000 Homest'd	\$200,000 Comm'c'l
2008	.093	\$3.70	\$4.85	\$7.85	\$12.60	\$15.55
2009	.214	\$8.05	\$10.55	\$17.00	\$27.60	\$34.05
2010	.317	\$12.50	\$16.40	\$26.45	\$42.85	\$52.90
2011	.425	\$16.75	\$21.95	\$35.45	\$57.40	\$70.85
2012	.532	\$21.00	\$27.50	\$44.30	\$71.80	\$88.65

(2006 Assumptions)

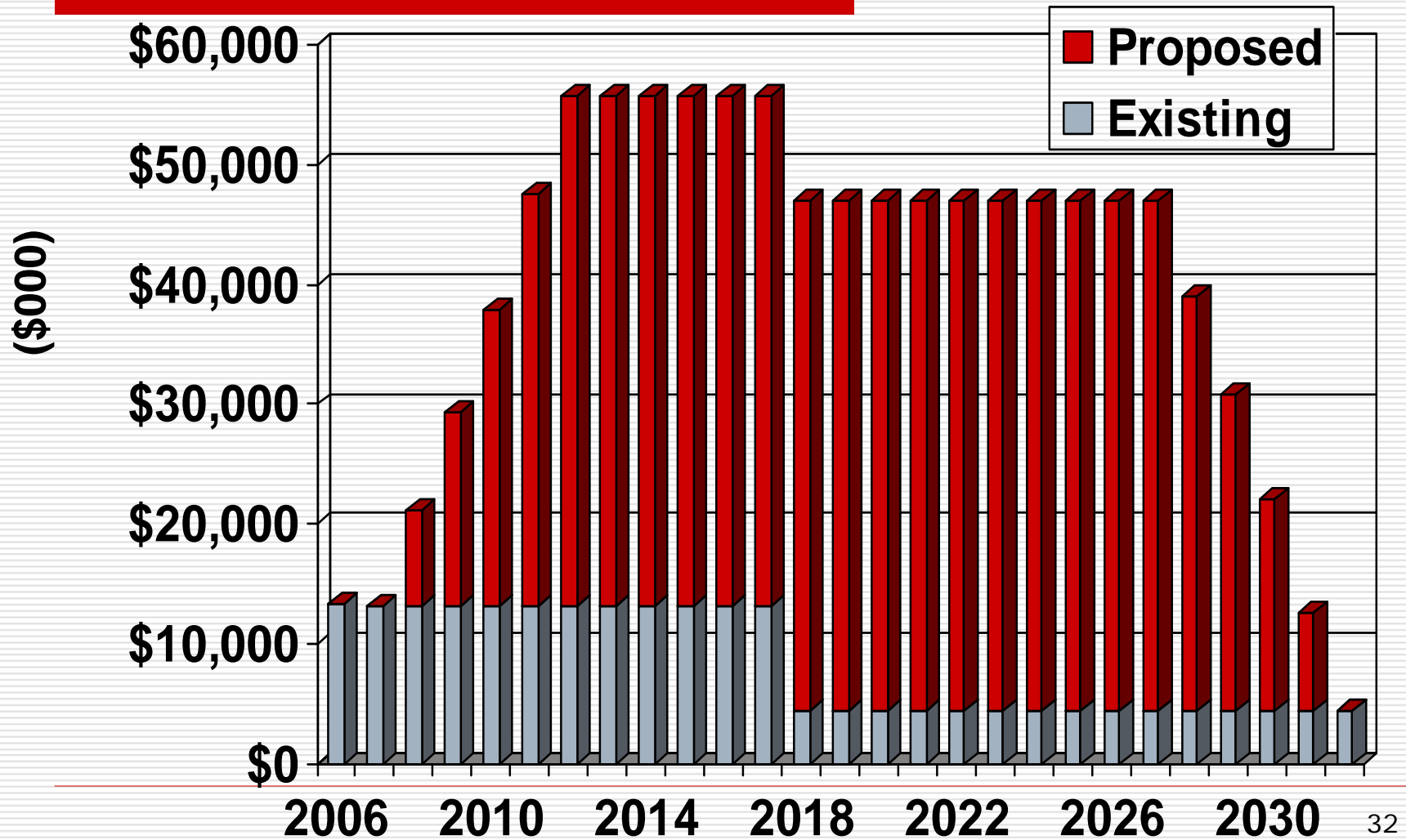


# Potential Debt Tax Rates





# Potential Bond Payments







# Operational Issues

---

- ❑ Operating Cost Increases Estimated at
  - \$ 2,750,000 per Year
  
- ❑ Anticipate Filing New Facility Appeal in the General Fund
  - May be offset by Overestimating Bond Interest Rate

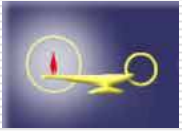


# Yellow Ribbon Task Force

---

Allen County Commissioners  
Allen County Library  
Arts United  
Associated Churches  
Bart's Car Store  
Burmese community  
City of Fort Wayne  
Economic Alliance  
Fort Wayne Women's Bureau  
Fourth Wave, LLC  
I & M  
IPFW

Lincoln Financial Group  
NAACP  
Northeast Indiana Corporate  
Council  
Old Fort YMCA  
Patterson Riegel Advertising  
PTA  
Realtor  
Retiree  
Young Leaders of Northeast  
Indiana



# Yellow Ribbon Task Force

---





# Guiding Principles

---

1. Education of our students is critical
2. Facilities must complement the educational process
3. Tax burden within the limits of what community and citizens can support
4. Efficient design and effective implementation



# Guiding Principles

---

- 5. Complete appropriate and affordable work for each school
- 6. Consolidation will be considered
- 7. Science and Technology Center in partnership
- 8. Reduce dependence on debt serviced by property tax



# Recommendations

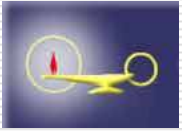
---

1. Issue bond financing for \$500 million for improvements
2. Report annual progress
3. Maximize use of Capital Projects Fund

Approve a \$500 million bond – recognizing that the needs presented by the FWCS administration and their consultants exceed this budget and that future work will be required to address the condition of many schools in the district. The \$500 million should be used to address as many of the first 23 work items on the *New Yellow Option* as is necessary and possible, at as many schools as possible, starting with the greatest capital improvement needs.



When the \$500 million has been spent on these top priority items, the community should evaluate both the effectiveness of the administration in implementing the capital improvement program and the remaining capital improvement needs of the district.



# Yellow Ribbon Task Force

---





## For speakers:

---

- ☐ Introduce yourself and state your address
- ☐ 2 minute limit
- ☐ OK to say you agree with previous comments
- ☐ Comment only on the projects and financing presented tonight

